


REMS

www.rems.de




Innovative
manufacturer of
machines and tools
for pipe working

2022


Catalogue



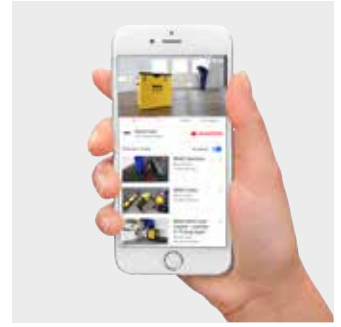
Product information



Operating instructions



Parts lists



Product films

REMS App – All product information available any time, anywhere – quickly and easily.

On the building site or at your dealer: All operating instructions, parts lists, product information, product films and more can be called upon immediately*. Many other functions are also available to you.



Scan product logo

Are you standing in front of a REMS product? Just scan the product logo and you will get all the product details.



Scan product illustration

You can scan the product illustrations in our offer brochures and get all the details about the product.



Scan QR code

You can scan the REMS QR code and get all the details about the product.


















REMS App

Free application software from the Apple App Store or Android App at Google Play.



*Only with an existing data link via network operator or wifi.

Contents

| | | |
|--|---|------------|
|  | Threading Roll Grooving | 20 |
|  | Sawing | 56 |
|  | Cutting, Chamfering, Deburring | 74 |
|  | Assembling | 100 |
|  | Testing, cleaning, disinfecting, preserving, flushing, filling | 108 |
|  | Bending | 122 |
|  | Radial Press Jointing | 140 |
|  | Axial Press Jointing | 226 |
|  | Expanding, Extracting | 234 |
|  | Soldering | 246 |
|  | Freezing | 252 |
|  | Pipe and Drain Inspection / Pipe and Drain Cleaning | 256 |
|  | Plastic Pipe Welding | 272 |
|  | Diamond Core Drilling Diamond chasing saws | 282 |
|  | Drying, dehumidifying, aeration and deaeration | 306 |

We deliver exclusively on the basis of our general conditions of sale and delivery.

The prices stated in this catalogue are valid for one piece respectively for one set (e.g. dies) or one pack (e.g. saw blades). Prices do not include any value added tax (VAT) and are subject to change without notice. We reserve the right to increase prices. These prices supersede all previous prices.

Drawings, illustrations, dimensions, weights, standards and other data stated in this catalogue are not binding and are subject to alteration. All power data stated to be understood as the rated power input. Subject to alteration. All rights reserved, particularly for translations, reproductions, illustrations, radio transmission, photomechanic reproductions or similar and storage of data in computers, including utilization in extracts.

© Copyright 2022
REMS GmbH & Co KG, Waiblingen.

Sale through specialist dealers.



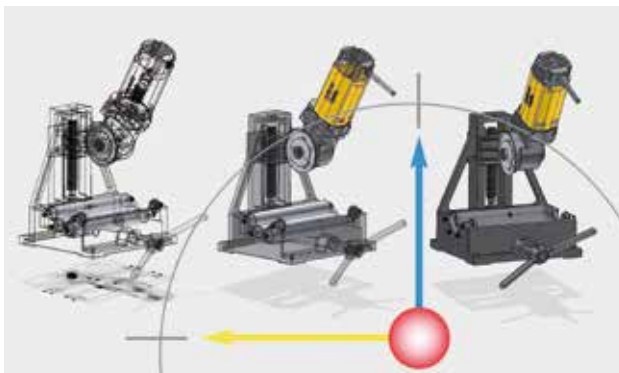
They are creative and have plenty of practical experience, they continuously find possibilities for improvement of the work of the installation professional: REMS development engineers are innovative and therefore important factors in the success of the company.

REMS – heading technical progress for more than 110 years. Development is never finished.

Since its foundation in 1909 REMS has been developing products for the pipe working, especially for sanitary and heating installers. At first, hand tools and then subsequently machines and electric power tools. The stipulation of the company founder Christian Föll "REMS must be superior" has always been the benchmark for our actions. Today REMS is a leading manufacturer of machines and tools for the pipe working.

REMS development engineers have persuasive, groundbreaking ideas which ease the daily routines of the installations professional. They have all the significant requirements in their focus and use all their comprehensive practical experience. Experts from all areas of industry ensure that every possibility for improvement is integrated in the new development. In this way the perfect tools for the tough demands of the building site are created. The REMS products are highly valued because of their innovative technology as well as their high standards of quality and are being used everywhere in the world. Both trade and user profit in this way.

Again and again REMS is able to maintain its position at the forefront of technical progress as a result of its innovative products. Many valid national and international patents prove this.



Through the application of modern construction and development techniques, the quality of REMS products has been to the fore from the beginning: Safe use, robust design, simple operation, durability.



New ideas, technical progress and REMS belong together: e.g. REMS Amigo, REMS Tiger, REMS Curvo, REMS Mini-Press 14 V ACC, REMS Multi-Push – products, which have revolutionised the application technology.



Fully automatic 3D measuring machines are a part of the comprehensive quality control system at REMS. The accuracy of measurements at 0.001 mm guarantees the highest precision.

Highly modern production – guarantor for REMS quality products.

Made in Germany. Our own production plant is located in Waiblingen near Stuttgart, in the centre of Germany's high-tech industrial region. There highly modern equipment and facilities are available for research and development, for production and quality control. In addition to this there is a permanent staff of highly-qualified employees, who in part represent the 4th generation of service at REMS. They have the special level of knowledge and experience that is essential for the manufacture of quality products.

Quality means much more to REMS than simply dimensional accuracy and function. It is backed up by a comprehensive quality control system, which begins as early as the assessment of market needs and which is ever present during the product development and manufacture and continues with systematic quality analysis in the market. Furthermore the quality of the production processes is regularly monitored and affirmed by the testing agency that awards the GS safety sign.

All REMS products correspond with safety and accident prevention regulations and fulfil the respective appropriate European standards according to the terms of the EU directives. Additionally, with the exception of a few hand tools which are not safety relevant, all REMS products are checked and approved by independent testing agencies. All REMS products thereby meet an especially high standard with regard to work safety, functional safety and operational safety.



Permanent innovations in processes as well as investments in efficient CNC manufacturing systems engineering ensure that REMS products are amongst the best in the world.



Flexible assembly lines allow adjustment to the requirements of the customer at any time.

REMS is evaluated as having the largest number of training staff in the region. So it is able to maintain its own know-how at a high level.



Tightly defined test intervals during the whole manufacturing process as well as comprehensive function and safety checks after completion of the assembly ensure that no faulty product leaves the plant.



Reliable staff with many years experience are responsible for ensuring that the optimum progression of the hardening process in the material for each component is realised exactly.

Nobody hardens metal better than us. Therefore, we do it ourselves.

Highly durable, safe in application and extremely resilient – a tool can only meet such demands if the components are perfectly hardened.

An important cornerstone for the quality of REMS tools is laid in our own heat treatment shop. The decades of experience has provided important know-how and is the secret of REMS quality tools. The special heat treatment leads to an ideal combination of solidity and robustness and to an especially long durability, as, for example for threading dies, cutter wheels and pressing tongs. The heat treatment process is automatically monitored and permanently recorded by efficient computer technology. This allows a uniformly high product quality.



Our own heat treatment shop – an important aspect of the know-how and the secret of REMS quality tools.



The proven, indestructible REMS quality threading dies. Of robust, especially hardened special steel.



REMS cutter wheels complement the special demands of the various materials. In particular the special hardening process determines the durability of the REMS cutter wheels.



The art of hardening:
It creates extremely resilient components for the highest demands.



REMS
for Professionals

REMS
for Professionals

REMS
for Professionals

5

10

11

12

REMS

Only two from every 45 employees in the logistics industry know that time is money. Speed and absolute reliability are the most important factors for delivery and service.

REMS – for professionals.

Excellent service. On location everywhere.

REMS produces machines and tools for professionals – the demands required are high. REMS fulfils its tasks with competence, responsibility and a first-rate service. This also includes the swift delivery as well as maintenance and repair work. A high degree of flexibility and absolute reliability are the basis for the excellent service.

The whole logistics organisation is oriented towards the needs of our customers. In order to be able deliver promptly REMS keeps more than 10,000 items ready in the central storage facility. All wear and replacement parts are always available. A service that keeps down-times to a minimum.

In the case of a repair the area-wide network of contracted customer service workshops is available for a rapid and professional repair. Highly-qualified and well-trained staff repair and maintain the machines and tools for our customers. After completion of the repair or inspection the products are returned again to the customer by the fastest means.



Speed is a question of logistics. REMS keeps wear and replacement parts in stock in a 14,000 m² storage facility.



The demands at the building site are extreme – wear parts are worn, the need for repairs arises. The REMS customer services department is ready and flexible. There is an extensive service organisation in more than 25 countries.



Service is extremely important for REMS: All demonstration vehicles for the more than 200 REMS specialist advisors are fitted with testing equipment with which the function test and force of pressure measurement for REMS radial presses can be carried out on location everywhere.



Product training in the
REMS training centre:
Become familiar with,
compare, evaluate.



REMS – business partner to the trade. Excellent advice for contented customers.

Only those who receive competent advice when purchasing find the individually best, economic solution for the tasks ahead. For this reason REMS assigns great significance to the product training of its own REMS specialist advisors and also the staff in the specialist stores.

In the REMS training centre, modern and fully-fitted demonstration, training and conference rooms are available in an area of 1,600 m². The practical-oriented training gives the staff of the specialist stores, in an understandable form, a broad basis and high specialist competence for product advice and successful sale. The detailed sales documentation with information relating to all necessary product specifications facilitate a swift product selection and are the basis for the simple and time-saving generation of offers.

This partnership with the specialist store also guarantees the user qualified, comprehensive product advice and excellent service.



REMS training centre in Waiblingen near Stuttgart.



Modern and fully-fitted demonstration rooms:
REMS creates many opportunities for the specialist-store staff to become familiar with the products.

Enrico Müller, Andreas Düssmann, Thomas Kirschner and Rüdiger Lohse, four of more than 200 qualified REMS specialist advisors are flexible and, when needed, swiftly on location for training courses and presentations.



REMS

REMS GmbH & Co KG
Maschinen- und Werkzeugfabrik
Telefon +49 7151 1707-0
Mobiltelefon +49 172 7137108
www.rems.de

REMS
for Professionals

REMS – Market strength through a consistent product and sales philosophy.

REMS' basis for market strength is technically-advanced and high-quality products as well as a product range tightly concentrated on high turnover units and highly competitive prices thanks to the rational, economical in-house production.

At the centre of the sales philosophy the principle has always been that REMS products are sold exclusively via specialist dealers. These are supported by REMS in many ways. REMS specialist advisors equipped with demonstration vehicles carry out product training on location and demonstrate the REMS products at on-site visits, counter demonstrations and at in-house exhibitions. They advise in the selection of the tools and find the most comfortable, reliable and economical solution in each individual situation.



The consistent sales philosophy is designed for long-term results, trust and predictability.



This is how installation professionals become familiar with the product range in practice: The REMS specialist advisors are on the road with demonstration vehicles and demonstrate the machines and tools in real situations, directly on the building site.

The REMS product presentation system – the ideal opportunity for the specialist stores to optimally present the REMS products: touch – compare – select.

REMS

REMS

REMS

REMS

REMS

REMS

REMS

REMS



REMS

REMS



Touch. Compare. Select.

Promoting the mutual sale.

The participation at many national and international trade fairs, the advertising in trade magazines and the direct mail marketing to the user is highly valued by trade outlets as sales-promotion measures.

The attractive REMS product presentation system provides the trade outlet with an optimal presentation of the REMS products: Touch, compare, select. The individual stocking with REMS products is carried out with close cooperation between the REMS specialist advisors and the trade outlet.

The online information system at www.rems.de offers extensive opportunities to find out information about the REMS group, the REMS products and their application possibilities and operation. Furthermore, the user has access to the complete online catalogue and detailed technical documentation, information about current trade fair appearances and addresses of REMS contracted customer service workshops, download opportunities of sales documentation, operating instructions, parts lists, product illustrations and product films, opportunities to order sales documentation in various languages for postal dispatch, e-mail addresses for REMS contacts and much more.



The REMS products are exhibited and demonstrated at many national and international trade fairs.



Practical for the trade, clear for the customers – the REMS product presentation system.

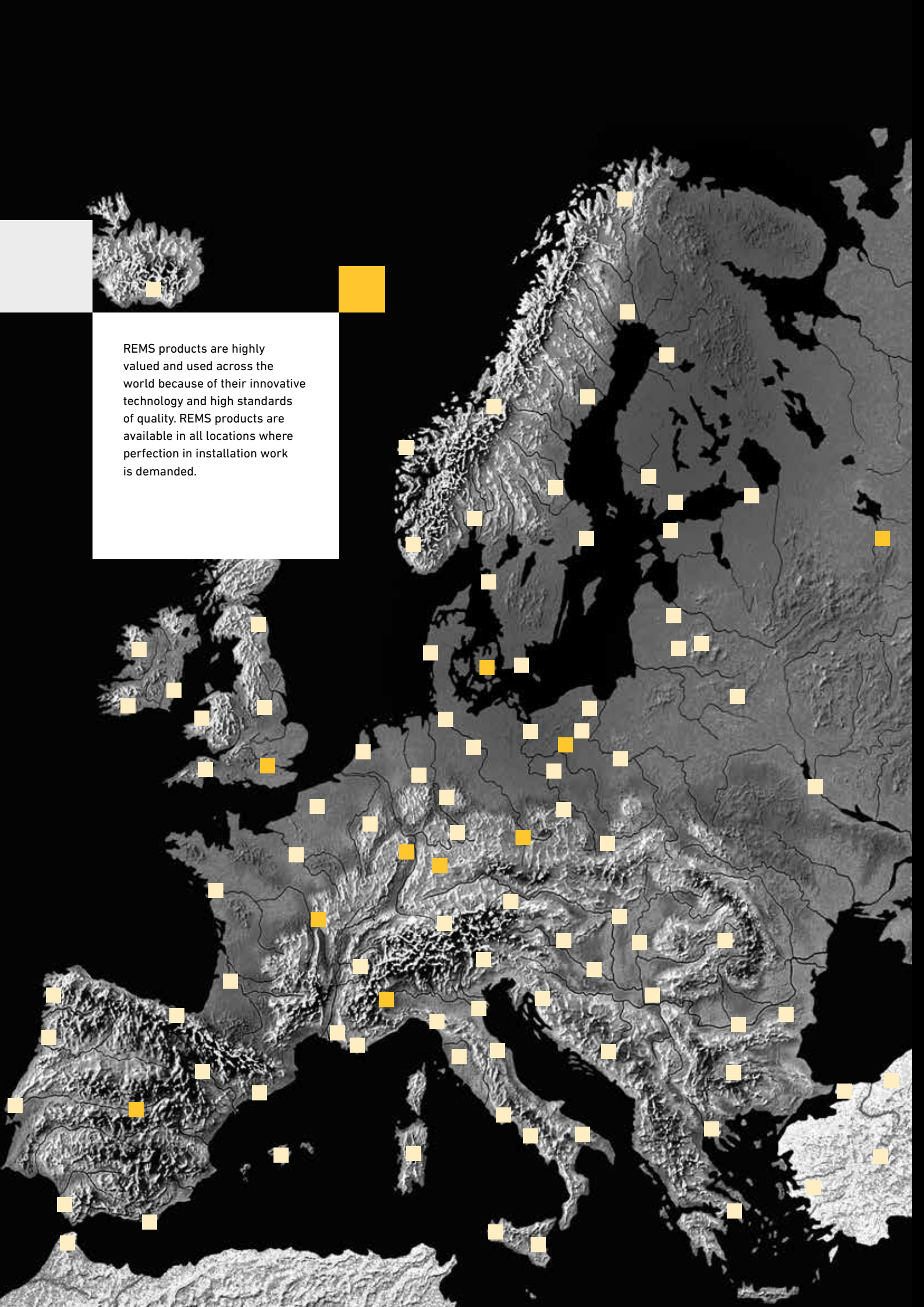


The online information system at www.rems.de



REMS App





REMS products are highly valued and used across the world because of their innovative technology and high standards of quality. REMS products are available in all locations where perfection in installation work is demanded.

More than 20,000 trade partners in Europe: REMS products are available locally everywhere.

Innovative products and a high standard of quality open new markets for REMS. In the last years the market area has been continuously build-up and extended. Reliable trade partners throughout Europe and beyond guarantee that ever more customers can be persuaded of the quality of REMS.







REMS sets benchmarks for quality throughout Europe – the sales are carried out through the tight network of reliable trade partners in the whole of Europe which are in turn supported by more than 200 well trained REMS specialist advisors.



Sales subsidiaries in many countries deliver optimum conditions for users and trade outlets.



Threading Roll Grooving

| | | |
|---|--|-----------|
|  | Hand die stocks | 22 |
|  | Quick-change die heads S | 23 |
|  | Electric die stocks | 24 |
|  | Cordless die stock | 28 |
|  | Threading machines | 32 |
|  | Semi-automatic threading machines | 42 |
|  | Pipe nipple chucks | 48 |
|  | Thread-cutting oil | 49 |
|  | Roll grooving attachments | 50 |
|  | Roll grooving machine | 51 |
|  | Cordless roll grooving machine | 52 |
|  | Roll grooving machines | 54 |

Proven quality die stock with excellent threading capabilities.

| | |
|--------------|-----------------------|
| Pipe threads | 1/8" – 2", 16 – 50 mm |
| Bolt threads | 6 – 30 mm, 1/4" – 1" |

Thread types see page 30, 31.

REMS eva – the plumber's die stock.
Excellent start-cutting and threading.
Steel ratchet lever, thickly plastic coated.
Only one type of quick-change die heads.
Indestructible quality dies.

System advantage

Large working range up to 1 1/4" and up to 2" with only **one** ratchet lever. Only **one** type of small, compact quick-change die heads and only **one** type of dies. The same quick-change die heads fit all REMS die stocks and other suitable makes of die stocks. Efficient and easy stocking. No confusion possible.

Ratchet lever

Robust. Ratchet lever in steel, thickly plastic coated, for convenient operation. Serrated plastic handle for secure grip. Easy adjustment of ratchet rotation. Perfect, secure seating of quick-change die heads, fast and easy change.

Quick-change die heads

Proven technology, high-grade material and precise machining of die head, dies and cover form a unit and ensure an excellent start-cutting performance and easy threading. No stalling of dies. Long, precise pipe guidance for perfect pipe centering. The chip holes which become wider at the outside enable good chip flow and clean threads. Quick-change die heads S for cutting pipe threads in hard-to-reach areas (page 23).

Dies

The proven, indestructible REMS quality dies with precise cutting geometry ensure an excellent start-cutting performance, easy threading and clean threads. Dies in a high-quality special-grade steel, fully tempered and hardened, for extremely long die life.

Thread-cutting oil

REMS Sanitol and REMS Spezial (page 49). Specially developed for threading. High cooling and lubricating effect. Essential for clean threads and longer service life of dies, tools and machines.

Nipple-threading

Efficient with REMS Nippelspanner 3/8" – 2" (page 48).



German Quality Product



Info

Supply format

REMS eva Set. Hand die stock with quick-change die heads. For pipe threads 1/8" – 2", 16 – 50 mm, bolt threads 6 – 30 mm, 1/4" – 1". For right and left-hand threads. 1 ratchet lever for the complete work range. Quick-change die heads with dies for pipe threads, tapered, ISO 7-1, EN 10226 (DIN 2999, BSPT) R right-hand respectively for threading electric conduit according to EN 60423 M. In sturdy steel case or in a cardboard box.

| Description/Size | Art.-No. |
|---|----------|
| REMS eva Set in steel case | |
| R 1/2" – 3/4" – 1" | 520014 |
| R 1/2" – 3/4" – 1-1 1/4" | 520015 |
| R 3/8" – 1/2" – 3/4" – 1-1 1/4" | 520013 |
| R 1/2" – 3/4" – 1-1 1/4" – 1 1/2" – 2" | 520017 |
| R 3/8" – 1/2" – 3/4" – 1-1 1/4" – 1 1/2" – 2" | 520016 |
| M 16-20-25-32 (M x 1.5) | 520010 |
| M 20-25-32-40 (M x 1.5) | 520009 |
| REMS eva Set in cardboard box | |
| R 1/2" – 3/4" | 520008 |
| R 1/2" – 3/4" – 1" | 520004 |
| R 3/8" – 1/2" – 3/4" – 1-1 1/4" | 520003 |

REMS eva sets available for left-handed threads and NPT threads.

Accessories

| Description | Art.-No. |
|--|----------|
| Ratchet lever for complete work range | 522000 |
| Quick-change die heads S see page 23. | |
| Quick-change die heads, dies, attachment heads for button dies , see page 30 – 31. | |
| Steel case with inlay, for REMS eva 3/8" – 2" | 526050 |
| Thread-cutting oil see page 49. | |
| REMS Nippelspanner 3/8" – 2" see page 48. | |
| REMS Aquila 3B , pipe workstation with chain pipe vice on folding tripod stand, see page 103. | |
| REMS Aquila WB , chain pipe vice for workbench, see page 103. | |



REMS quick-change die heads S

Accessories for REMS eva and other makes

For cutting pipe threads in hard-to-reach areas, e.g. caved wall, lay bare pipes, trench. Ideal for repair and renovation.

Pipe threads 3/8 – 1 1/4"

REMS quick-change die heads S – the trouble shooter for hard-to-reach areas.

Quick-change die heads S with specially mounted dies.

Additional, precise pipe guidance at the cover side ensure perfect pipe centering and easy start-cutting.

Extension of ratchet drive REMS eva for threading in caved areas.

Quick-change die heads S and extension fit into the ratchet lever REMS eva and other suitable die stocks.



German Quality Product



Info

Supply format

Die heads S Set. choice of quick-change die heads S for pipe threads tapered, right-hand ISO 7-1, EN 10226 (DIN 2999, BSPT) respectively Taper Pipe Thread ASME B1.20.1, Extension 300 mm. In sturdy steel case.

| Description | Art.-No. |
|-----------------------|----------|
| Set R 3/8 - 1/2 - 3/4 | 520025 |
| Set R 1/2 - 3/4 - 1 | 520026 |
| Set NPT 1/2 - 3/4 - 1 | 520056 |



Accessories

| Description | Size | Art.-No. |
|---|---------|----------|
| Ratchet lever for complete work range | | 522000 |
| Quick-change die heads S Pipe threads tapered, right ISO 7-1, EN 10226 (DIN 2999, BSPT) | R 3/8 | 521026 |
| | R 1/2 | 521036 |
| | R 3/4 | 521046 |
| | R 1 | 521056 |
| | R 1 1/4 | 521066 |
| Extension 300 mm | | 522051 |
| Steel case with inlay for ratchet lever, 4 quick-change die heads S and extension. | | 526052 |



Powerful, super handy electric tools for threading with unique support bracket. Ready to use anywhere, without vice. Ideal for repair, renovation, job site.

| | |
|--------------|----------------------|
| Pipe threads | 1/8 – 1", 16 – 32 mm |
| Bolt threads | 6 – 30 mm, 1/4 – 1" |

Thread types see page 30, 31.

REMS Amigo E – the fastest, strongest and lightest up to 1".

System advantage

Only **one** type of small, compact quick-change die heads and only **one** type of dies for all REMS die stocks. Thus efficient and easy stocking. No confusion possible.

Support bracket

Solid, easy to use, supports the die stock against torque in both directions. Secure clamping through angular clamping spindle with self-supporting effect. Very simple mounting of die stock onto support bracket and pipe.

Design

Compact, robust, job site-proven. Can be used anywhere, even without vice. Slender design for working in confined areas. Drive unit only 3.4 kg, without die head. No heavy top, therefore single-hand operation possible. Perfect, secure seating of quick-change die heads.

Drive

Solid, compact, maintenance-free gear. Robust, powerful 950 W universal motor with 30 % power increase thanks to automatic carbon brush adjustment while changing the direction of rotation. Peak power input up to 1500 W. Fast threading time 35 – 27 rpm. Safety tip switch.

Quick-change die heads

Proven technology, high-grade material and precise machining of die head, dies and cover form a unit and ensure an excellent start-cutting performance and easy threading. No stalling of dies. Long, precise pipe guidance for perfect pipe centering. The chip holes which become wider at the outside enable good chip flow and clean threads.

Dies

The proven, indestructible REMS quality dies with precise cutting geometry ensure an excellent start-cutting performance, easy threading and clean threads. Dies in a high-quality special-grade steel, fully tempered and hardened, for extremely long die life.

Thread-cutting oil

REMS Sanitol and REMS Spezial (page 49). Specially developed for threading. High cooling and lubricating effect. Essential for clean threads and longer service life of dies, tools and machines.

Nipple-threading

Efficient with REMS Nippelspanner 3/8 – 1" (2") (page 48).



German Quality Product

Tested by electrosuisse >>>



Info

Supply format

REMS Amigo E Set. Electric die stock with quick-change die heads. For pipe threads 1/8 – 1", 16 – 32 mm, bolt threads 6 – 30 mm, 1/4 – 1". For right and left-hand threads. Drive unit with maintenance-free gear, powerful universal motor 230 V or 110 V, 50 – 60 Hz, 950 W, safety tip switch, power increase thanks to automatic carbon brush adjustment. Peak power input up to 1500 W. Right and left-hand rotation. Support bracket for both directions. REMS eva quick-change die heads for pipe threads, tapered, ISO 7-1, EN 10226 (DIN 2999, BSPT) R right-hand respectively for threading electric conduit according to EN 60423 M. In sturdy steel case.

| Description | Art.-No. |
|-----------------|----------|
| Set R 1/2-3/4-1 | 530013 |
| Set M 20-25-32 | 530014 |

REMS Amigo E Set for NPT threads available.

Accessories

| Description | Art.-No. |
|---|----------|
| Quick-change die heads, dies, attachment heads for button dies, see page 30 – 31. | |
| REMS Amigo E drive unit | 530003 |
| Support bracket | 533000 |
| REMS REG St 1/4 – 2", pipe deburrer, see page 97. | 731700 |
| Dual purpose holder for threading and sawing with REMS Amigo E, Amigo, Amigo 2 and REMS Tiger | 543100 |
| Ratchet lever see page 22. | 522000 |
| Thread-cutting oil see page 49. | |
| REMS Nippelspanner 3/8 – 2" see page 48. | |
| Steel case with inlay | 536000 |



Powerful, easy-to-operate electric tool for threading with unique support bracket. Ready for use anywhere, without vice. Ideal for repair, renovation, job site.

Pipe threads $\frac{1}{8}$ – 1¼", 16 – 40 mm
 Bolt threads 6 – 30 mm, ¼ – 1"

Thread types see page 30, 31.

REMS Amigo – the smallest, lightest, strongest and fastest up to 1¼".

System advantage

Only **one** type of small, compact quick-change die heads and only **one** type of dies for all REMS die stocks. Thus efficient and easy stocking. No confusion possible.

Support bracket

Solid, easy to use, supports the die stock against torque in both directions. Secure clamping through angular clamping spindle with self-supporting effect. Very simple mounting of die stock onto support bracket and pipe.

Design

Compact, robust, job site-proven. Can be used anywhere, even without vice. Slender design for working in confined areas. Drive unit only 3.5 kg, without die head. No heavy top, therefore single-hand operation possible. Perfect, secure seating of quick-change die heads.

Drive

Solid, compact, maintenance-free gear. Robust, powerful 1200 W universal motor with 30 % power increase thanks to automatic carbon brush adjustment while changing the direction of rotation. Peak power input up to 1800 W. Fast threading time 35 – 27 rpm. Safety tip switch.

Quick-change die heads

Proven technology, high-grade material and precise machining of die head, dies and cover form a unit and ensure an excellent start-cutting performance and easy threading. No stalling of dies. Long, precise pipe guidance for perfect pipe centering. The chip holes which become wider at the outside enable good chip flow and clean threads.

Dies

The proven, indestructible REMS quality dies with precise cutting geometry ensure an excellent start-cutting performance, easy threading and clean threads. Dies in a high-quality special-grade steel, fully tempered and hardened, for extremely long die life.

Thread-cutting oil

REMS Sanitol and REMS Spezial (page 49). Specially developed for threading. High cooling and lubricating effect. Essential for clean threads and longer service life of dies, tools and machines.

Nipple-threading

Efficient with REMS Nippelspanner $\frac{3}{8}$ – 1¼" (2") (page 48).



German Quality Product

Tested by electrosuisse >>>



Supply format

REMS Amigo Set. Electric die stock with quick-change die heads. For pipe threads $\frac{1}{8}$ – 1¼", 16 – 40 mm, bolt threads 6 – 30 mm, ¼ – 1". For right and left-hand threads. Drive unit with maintenance-free gear, powerful universal motor 230 V or 110 V, 50 – 60 Hz, 1200 W, safety tip switch, power increase thanks to automatic carbon brush adjustment. Peak power input up to 1800 W. Right and left-hand rotation, overload protection switch. Support bracket for both directions. REMS eva quick-change die heads for pipe threads, tapered, ISO 7-1, EN 10226 (DIN 2999, BSPT) R right-hand respectively for threading electric conduit according to EN 60423 M. In sturdy steel case.

| Description | Art.-No. |
|--|----------|
| Set R $\frac{1}{2}$ – $\frac{3}{4}$ – 1-1¼ | 530020 |
| Set M 16-20-25-32 (M x 1.5) | 530022 |
| Set M 20-25-32-40 (M x 1.5) | 530023 |

REMS Amigo Set for NPT threads available.



Accessories

| Description | Art.-No. |
|--|----------|
| Quick-change die heads, dies, attachment heads for button dies, see page 30 – 31. | |
| REMS Amigo drive unit | 530000 |
| Support bracket | 533000 |
| REMS REG St $\frac{1}{4}$ – 2" , pipe deburrer, see page 97. | 731700 |
| Dual purpose holder for threading and sawing with REMS Amigo E, Amigo, Amigo 2 and REMS Tiger | 543100 |
| Ratchet lever see page 22. | 522000 |
| Thread-cutting oil see page 49. | |
| REMS Nippelspanner $\frac{3}{8}$ – 2" see page 48. | |
| Steel case with inlay | 536000 |



REMS Amigo 2

Electric die stock with quick-change die heads

Powerful, easy-to-operate electric tool for threading with unique support bracket. Ready for use any-where, without vice. Ideal for repair, renovation, job site.

Pipe threads $\frac{1}{8}$ – 2", 16 – 50 mm
Bolt threads 6 – 30 mm, $\frac{1}{4}$ – 1"

Thread types see page 30, 31.

REMS Amigo 2 – extremely strong up to 2".

System advantage

Only **one** type of small, compact quick-change die heads and only **one** type of dies for all REMS die stocks. Thus efficient and easy stocking. No confusion possible.

Support bracket

Solid, easy to use, supports the die stock against torque in both directions. Secure clamping through angular clamping spindle with self-supporting effect. Very simple mounting of die stock onto support bracket and pipe.

Design

Compact, robust, job site-proven. Can be used anywhere, even without vice. Slender design for working in confined areas. Drive unit only 6.5 kg, without die head.

Drive

Solid, maintenance-free gear. Robust 1700 W universal motor with 30 % power increase thanks to automatic carbon brush adjustment while changing the direction of rotation. Fast threading time 30 – 18 rpm. Safety tip switch.

Quick-change die heads

Proven technology, high-grade material and precise machining of die head, dies and cover form a unit and ensure an excellent start-cutting performance and easy threading. No stalling of dies. Long, precise pipe guidance for perfect pipe centering. The chip holes which become wider at the outside enable good chip flow and clean threads.

Dies

The proven, indestructible REMS quality dies with precise cutting geometry ensure an excellent start-cutting performance, easy threading and clean threads. Dies in a high-quality special-grade steel, fully tempered and hardened, for extremely long die life.

Thread-cutting oil

REMS Sanitol and REMS Spezial (page 49). Specially developed for threading. High cooling and lubricating effect. Essential for clean threads and longer service life of dies, tools and machines.

Nipple-threading

Efficient with REMS Nippelspanner $\frac{3}{8}$ – 1" (2") (page 48).



German Quality Product



Info



Tested by electrosuisse >>

Supply format

REMS Amigo 2 Set. Electric die stock with quick-change die heads. For pipe threads $\frac{1}{8}$ – 2", 16 – 50 mm, bolt threads 6 – 30 mm, $\frac{1}{4}$ – 1". For right and left-hand threads. Drive unit with maintenance-free gear, powerful universal motor 230 V or 110 V, 50 – 60 Hz, 1700 W, safety tip switch, power increase thanks to automatic carbon brush adjustment, right and left-hand rotation. Support bracket for both directions. REMS eva quick-change die heads for pipe threads, tapered, ISO 7-1, EN 10226 (DIN 2999, BSPT) R right-hand respectively for threading electric conduit according to EN 60423 M. In sturdy steel case.

| Description | Art.-No. |
|---|----------|
| Set R $\frac{1}{2}$ - $\frac{3}{4}$ - 1 - 1 $\frac{1}{2}$ - 2 | 540020 |
| Set M 20-25-32-40-50 (M x 1.5) | 540022 |

REMS Amigo 2 Set for NPT threads available.
Other voltages on request.



Accessories

| Description | Art.-No. |
|--|----------|
| Quick-change die heads, dies, attachment heads for button dies , see page 30 – 31. | |
| REMS Amigo 2 drive unit | 540000 |
| Support bracket Amigo 2 | 543000 |
| REMS REG St $\frac{1}{4}$ – 2" , pipe deburrer, see page 97. | 731700 |
| Dual purpose holder for threading and sawing with REMS Amigo E, Amigo, Amigo 2 and REMS Tiger | 543100 |
| Ratchet lever see page 22. | 522000 |
| Thread-cutting oil see page 49. | |
| REMS Nippelspanner $\frac{3}{8}$ – 2" see page 48. | |
| Steel case with inlay | 546000 |



REMS Amigo 2 Compact

Electric die stock with quick-change die heads

Powerful, easy-to-operate electric tool for threading with unique support bracket. Ready for use any-where, without vice. Ideal for repair, renovation, job site.

Pipe threads $\frac{1}{8}$ – 2", 16 – 50 mm
Bolt threads 6 – 30 mm, $\frac{1}{4}$ – 1"

Thread types see page 30, 31.

REMS Amigo 2 Compact – The smallest and lightest up to 2".

System advantage

Only **one** type of small, compact quick-change die heads and only **one** type of dies for all REMS die stocks. Thus efficient and easy stocking. No confusion possible.

Support bracket

Solid, easy to use, supports the die stock against torque in both directions. Secure clamping through angular clamping spindle with self-supporting effect. Very simple mounting of die stock onto support bracket and pipe.

Design

Compact, robust, job site-proven. Can be used anywhere, even without vice. Slender design for working in confined areas. Drive unit only 4.9 kg, without die head. Perfect seating of quick-change die heads.

Drive

Solid, maintenance-free gear. Robust 1200 W universal motor with 30 % power increase thanks to automatic carbon brush adjustment while changing the direction of rotation. Peak power input up to 1800 W. Fast threading time 30 – 18 rpm. Safety tip switch.

Quick-change die heads

Proven technology, high-grade material and precise machining of die head, dies and cover form a unit and ensure an excellent start-cutting performance and easy threading. No stalling of dies. Long, precise pipe guidance for perfect pipe centering. The chip holes which become wider at the outside enable good chip flow and clean threads.

Dies

The proven, indestructible REMS quality dies with precise cutting geometry ensure an excellent start-cutting performance, easy threading and clean threads. Dies in a high-quality special-grade steel, fully tempered and hardened, for extremely long die life.

Thread-cutting oil

REMS Sanitol and REMS Spezial (page 49). Specially developed for threading. High cooling and lubricating effect. Essential for clean threads and longer service life of dies, tools and machines.

Nipple-threading

Efficient with REMS Nippelspanner $\frac{3}{8}$ – 1" (2") (page 48).



German Quality Product



Info



Tested by electrosuisse >>>

Supply format

REMS Amigo 2 Compact Set. Electric die stock with quick-change die heads. For pipe threads $\frac{1}{8}$ – 2", 16 – 50 mm, bolt threads 6 – 30 mm, $\frac{1}{4}$ – 1". For right and left-hand threads. Drive unit with maintenance-free gear, powerful universal motor 230 V or 110 V, 50 – 60 Hz, 1200 W, safety tip switch, power increase thanks to automatic carbon brush adjustment. Peak power input up to 1800 W. Right and left-hand rotation. Overload protection. Support bracket for both directions. REMS eva quick-change die heads for pipe threads, tapered, ISO 7-1, EN 10226 (DIN 2999, BSPT) R right-hand respectively for threading electric conduit according to DIN DN 60423 M. In sturdy steel case.

| Description | Art.-No. |
|---|----------|
| Set R $\frac{1}{2}$ – $\frac{3}{4}$ – 1 – 1 $\frac{1}{4}$ | 540023 |
| Set R $\frac{1}{2}$ – $\frac{3}{4}$ – 1 – 1 $\frac{1}{4}$ – 1 $\frac{1}{2}$ – 2 | 540024 |
| Set M 20-25-32-40-50 (M x 1.5) | 540025 |

REMS Amigo 2 Compact Set for NPT threads available.
Other voltages on request.



Accessories

| Description | Art.-No. |
|--|----------|
| Quick-change die heads, dies, attachment heads for button dies, see page 30 – 31. | |
| REMS Amigo 2 Compact drive unit | 540001 |
| Support bracket Amigo 2 Compact | 543010 |
| REMS REG St $\frac{1}{4}$ – 2" , pipe deburrer, see page 97. | 731700 |
| Ratchet lever see page 22. | 522000 |
| Thread-cutting oil see page 49. | |
| REMS Nippelspanner $\frac{3}{8}$ – 2" see page 48. | |
| Steel case with inlay | 546000 |



REMS Amigo 22V

Cordless die stock with
quick-change die heads

Powerful, mobile, handy electric tool for threading with unique support bracket. Ready for use any-where, without vice. Ideal for repair, renovation, job site. Li-Ion 22V Technology. For battery and corded operation.

| | |
|--------------|----------------------|
| Pipe threads | 1/8 – 1", 16 – 32 mm |
| Bolt threads | 6 – 30 mm, 1/4 – 1" |

Thread types see page 30, 31.

REMS Amigo 22V – mobile, handy, light.
Li-Ion 21.6V, 9.0 Ah battery, for approx. 52 3/4" threads with one battery charge.

System advantage

Only **one** type of small, compact quick-change die heads and only **one** type of dies for all REMS die stocks. Thus efficient and easy stocking. No confusion possible.

Support bracket

Solid, easy to use, supports the die stock against torque in both directions. Secure clamping through angular clamping spindle with self-supporting effect. Very simple mounting of die stock onto support bracket and pipe.

Design

Compact, robust, job site-proven. Can be used anywhere, even without vice. Slender design for working in confined areas. Mobile, handy, light. Drive unit with battery pack weighs only 5.6 kg. Practical D-shaped handle with soft grip. Perfect seating of quick-change die heads. Machine status check with overload protection of the drive unit against too high currents, with overheating protection by motor temperature monitoring (NTC), with electronic battery charging status check by a 2-coloured green/red LED.

Drive

Solid, maintenance-free gear. Powerful battery motor 21.6V, with large power reserve, 500W output. High cutting speed 27 – 20 rpm. Safety tip switch.

Battery or mains operation

Li-Ion 22V Technology. Highly resistant Li-Ion 21.6V batteries with 9.0Ah capacity for long service life. Light and powerful, for 52 3/4" threads with one battery charge. Graduated charging status check by coloured LEDs. Operating temperature range –10 to +60 °C. No memory effect for maximum battery power. Rapid charger 100 – 240V, 90W. Rapid charger 100 – 240V, 290W, for shorter charging times, as accessory. Voltage supply 220 – 240V/21.6V, 40A output, for mains operation instead of Li-Ion battery 21.6V, as accessory.

Quick-change die heads

Proven technology, high-grade material and precise machining of die head, dies and cover form a unit and ensure an excellent start-cutting performance and easy threading. No stalling of dies. Long, precise pipe guidance for perfect pipe centering. The chip holes which become wider at the outside enable good chip flow and clean threads.

Dies


The proven, indestructible REMS quality dies with precise cutting geometry ensure an excellent start-cutting performance, easy threading and clean threads. Dies in a high-quality special-grade steel, fully tempered and hardened, for extremely long die life.

Thread-cutting oil

REMS Sanitol and REMS Spezial (page 49). Specially developed for threading. High cooling and lubricating effect. Essential for clean threads and longer service life of dies, tools and machines.

Nipple-threading

Efficient with REMS Nippelspanner 3/8 – 1" (2") (page 48).



German Quality Product



Info



Tested by electrosuisse >>

Supply format

REMS Amigo 22V Set. Cordless die stock with quick-change die heads. For pipe threads $\frac{1}{8}$ –1", 16–32 mm, bolt threads 6–30 mm, $\frac{1}{4}$ –1". For right and left-hand threads. Drive unit with maintenance-free gear, powerful battery motor 21.6V, 500 W. Safety switch. Right and left-hand rotation, machine status check with overload protection, temperature monitoring, battery charging status check. Li-Ion 21.6V, 9.0Ah battery, 100–240V, 50–60 Hz, 90 W rapid charger. Support bracket for both directions. REMS eva quick-change die heads for pipe threads, tapered, ISO 7-1, EN 10226 (DIN 2999, BSPT) R right-hand respectively for threading electric conduit according to DIN DN 60423 M. In sturdy steel case.

| Description | Art.-No. |
|--|----------|
| Set R $\frac{1}{2}$–$\frac{3}{4}$–1 | 530015 |
| Set M 20–25–32 | 530016 |

REMS Amigo 22V Set for NPT threads available.
Other voltages on request.



Accessories

| Description | Art.-No. |
|--|----------|
| Quick-change die heads, dies, attachment heads for button dies, see page 30–31. | |
| REMS Akku-Amigo 22V drive unit, without battery | 530004 |
| Support bracket Amigo 2 Compact | 543010 |
| Battery Li-Ion 21.6V, 9.0 Ah | 571583 |
| Rapid charger 100–240V, 50–60 Hz, 90W | 571585 |
| Rapid charger 100–240V, 50–60 Hz, 290W | 571587 |
| Voltage supply 220–240V/21.6V, 50–60 Hz, 40A, for mains operation instead of battery Li-Ion 21.6V | 571578 |
| REMS REG St $\frac{1}{4}$–2", pipe deburrer, see page 97. | 731700 |
| Ratchet lever see page 22. | 522000 |
| Thread-cutting oil see page 49. | |
| REMS Nippelspanner $\frac{3}{8}$–2" see page 48. | |
| Steel case with inlay | 566030 |
| REMS Lumen 2800 22V, cordless LED flood lamp, see page 107 | |



REMS quick-change die heads

Accessories for REMS die stocks and other makes

REMS quick-change die heads

Proven technology, high-grade material and precise machining of die head, dies and cover form a unit and ensure an excellent start-cutting performance and easy threading. No stalling of dies. Long, precise pipe guidance for perfect pipe centering. The chip holes which become wider at the outside enable good chip flow and clean threads.

| Thread type | Size | Art.-No. |
|---|------------|----------|
| Pipe threads R tapered, right-hand ISO 7-1, EN 10226 (DIN 2999, BSPT) | R 1/8 | 521000 |
| | R 1/4 | 521010 |
| | R 3/8 | 521020 |
| | R 1/2 | 521030 |
| | R 3/4 | 521040 |
| | R 1 | 521050 |
| | R 1 1/4 | 521060 |
| | R 1 1/2 | 521070 |
| | R 2 | 521080 |
| Pipe threads R tapered, left-hand ISO 7-1, EN 10226 (DIN 2999, BSPT) | R 1/8 LH | 521100 |
| | R 1/4 LH | 521110 |
| | R 3/8 LH | 521120 |
| | R 1/2 LH | 521130 |
| | R 3/4 LH | 521140 |
| | R 1 LH | 521150 |
| | R 1 1/4 LH | 521160 |
| | R 1 1/2 LH | 521170 |
| | R 2 LH | 521180 |
| Pipe threads NPT tapered, right-hand Taper Pipe Thread ASME B1.20.1 | NPT 1/8 | 521200 |
| | NPT 1/4 | 521210 |
| | NPT 3/8 | 521220 |
| | NPT 1/2 | 521230 |
| | NPT 3/4 | 521240 |
| | NPT 1 | 521250 |
| | NPT 1 1/4 | 521260 |
| | NPT 1 1/2 | 521270 |
| | NPT 2 | 521280 |
| Threads M for electric conduit EN 60423 | M 16 x 1.5 | 521300 |
| | M 20 x 1.5 | 521310 |
| | M 25 x 1.5 | 521320 |
| | M 32 x 1.5 | 521330 |
| | M 40 x 1.5 | 521340 |
| | M 50 x 1.5 | 521350 |



Right-hand pipe thread



Left-hand pipe thread



German Quality Product

REMS dies

Accessories for REMS die stocks


REMS dies

The proven, indestructible REMS quality dies with precise cutting geometry ensure an excellent start-cutting performance, easy threading and clean threads. Dies in a high-quality special-grade steel, fully tempered and hardened, for extremely long die life.

| Thread type | Size | Art.-No. |
|---|------------|----------|
| Pipe threads R tapered, right-hand ISO 7-1, EN 10226 (DIN 2999, BSPT) | R 1/8 | 521002 |
| | R 1/4 | 521012 |
| | R 3/8 | 521022 |
| | R 1/2 | 521032 |
| | R 3/4 | 521042 |
| | R 1 | 521052 |
| | R 1 1/4 | 521062 |
| | R 1 1/2 | 521072 |
| | R 2 | 521082 |
| Pipe threads R tapered, left-hand ISO 7-1, EN 10226 (DIN 2999, BSPT) | R 1/8 LH | 521102 |
| | R 1/4 LH | 521112 |
| | R 3/8 LH | 521122 |
| | R 1/2 LH | 521132 |
| | R 3/4 LH | 521142 |
| | R 1 LH | 521152 |
| | R 1 1/4 LH | 521162 |
| | R 1 1/2 LH | 521172 |
| | R 2 LH | 521182 |
| Pipe threads NPT tapered, right-hand Taper Pipe Thread ASME B1.20.1 | NPT 1/8 | 521202 |
| | NPT 1/4 | 521212 |
| | NPT 3/8 | 521222 |
| | NPT 1/2 | 521232 |
| | NPT 3/4 | 521242 |
| | NPT 1 | 521252 |
| | NPT 1 1/4 | 521262 |
| | NPT 1 1/2 | 521272 |
| | NPT 2 | 521282 |
| Threads M for electric conduit EN 60423 | M 16 x 1.5 | 521302 |
| | M 20 x 1.5 | 521312 |
| | M 25 x 1.5 | 521322 |
| | M 32 x 1.5 | 521332 |
| | M 40 x 1.5 | 521342 |
| | M 50 x 1.5 | 521352 |



German Quality Product



Attachment heads

Attachment heads for incorporating standard, round button dies of all thread types. Locking of button dies to the attachment head with stud bolt.

| Description | Size | Art.-No. |
|---------------------------------|----------|----------|
| Attachment head for button dies | Ø 65 mm | 731200 |
| Attachment head for button dies | G 1¼ | 731250 |
| Attachment head for button dies | Ø 105 mm | 541401 |

Intermediate rings


Intermediate rings for different outside diameters of button dies.

| Description | Size | I.D. mm | Art.-No. |
|--|----------------------|---------|----------|
| Intermediate rings to attachment head 731200 | M 6-9 | 20/25 | 731205 |
| | M 10-11 | 30 | 731210 |
| | M 12-14 (Pg 7-9) | 38 | 731220 |
| | M 16-20 (Pg 11-13,5) | 45 | 731230 |
| | M 22-24 (Pg 16) | 55 | 731240 |
| without intermediate ring | M 27-30 (Pg 21-29) | 65 | |
| Intermediate rings to attachment head 541401 | Ø 65/105 (Pg 21-29) | 65 | 541404 |
| | Ø 75/105 | 75 | 541406 |
| | Ø 90/105 (Pg 36) | 90 | 541410 |
| without intermediate ring | Pg 42-48 | 105 | |

Guide bushings

Guide bushings for easy and concentric start-cutting.

| Description | Size | Art.-No. |
|--|------------------|----------|
| Guide bushings to attachment head 731200 | Ø 6 | 731301 |
| | Ø 8 | 731302 |
| | Ø 10 | 731303 |
| | Ø 12 | 731304 |
| | Ø 14 | 731305 |
| | Ø 16 | 731306 |
| | Ø 18 | 731307 |
| | Ø 20 | 731308 |
| | Ø 22 | 731309 |
| | Ø 24 | 731310 |
| | Ø 27 | 731311 |
| | Ø 30 | 731312 |
| | Ø 12.8 (Pg 7) | 731320 |
| | Ø 15.5 (Pg 9) | 731321 |
| | Ø 18.9 (Pg 11) | 731322 |
| | Ø 20.7 (Pg 13.5) | 731323 |
| | Ø 22.8 (Pg 16) | 731324 |
| Ø 28.6 (Pg 21) | 731325 | |
| Ø 37.3 (Pg 29) | 731326 | |
| Guide bushings to attachment head 541401 | Ø 28.6 (Pg 21) | 541413 |
| | Ø 37.3 (Pg 29) | 541414 |
| | Ø 47.3 (Pg 36) | 541415 |
| | Ø 54.3 (Pg 42) | 541416 |



German Quality Product

Proven high performance machine for threading, cutting, deburring, threading of nipples, roll grooving.

For installation, metalworking, industry.

For job site and workshop.

| | |
|--------------|-----------------------------|
| Pipe threads | (1/16) 1/8 – 2", 16 – 63 mm |
| Bolt threads | (6) 10 – 60 mm, 1/4 – 2" |

Thread types see page 40.

| | |
|---|-----------------------|
| Pipe grooving with REMS roll grooving attachment | DN 25 – 200 1 – 8" |
|---|-----------------------|

REMS Tornado – a class of its own.

Automatic chuck. Universal automatic die head.

Automatic lubrication and cooling.

Operating principle

Rotating material - stationary tools.

Design

Robust, job site-proven. Favourable size and weight, e.g. REMS Tornado 2000 complete only 50 kg. Large work and chip compartment. Easy handling of chip tray. Adjustable height material support.

2 versions:

- Portable version with 3 tubular legs, with removable large oil basin and chip tray.
- Version T with integrated, even larger oil basin and chip tray. For workbench. Stand, collapsible wheel stand or wheel stand with material shelf, as an accessory, for easy transport, optimum working height and stable positioning.

Drive

Extremely powerful and fast, e.g. R 2" thread in only 15 s. Completely maintenance-free gear which runs in a sealed oil bath.

Choice of 3 powerful motors:

- Strong universal motor, 1700 W. overload protection. Spindle speed 53 rpm.
- Pole-reversible capacitor motor, 2100 W. Overload protection. 2 spindle speeds 52 and 26 rpm, also under full load. **Extremely quiet running.**
- Pole-reversible 3~induction motor, 2000 W. Overload protection. 2 spindle speeds 52 and 26 rpm, also under full load. **Extremely quiet running.**

Operator-friendly safety foot switch with emergency-stop, 2-step. Foot switch, can be loaded with the full body weight during operation.

Automatic chuck

2 automatic chucks with self-centering clamping jaws for easy and fast clamping and release of the material. Self-tightening, hence maximum clamping force.

No slipping of pipes. Collets are available for clamping pipes $\varnothing 1/8''$ and bolts <math>< \varnothing 10\text{ mm}</math>.

Automatic lubrication and cooling

Robust, proven oil pump with high pumping volume. Optimized oil distribution directly onto the threading point through the die head ensures clean threads and long service life of dies, gear and motor.

Universal automatic die head

Only **one** universal automatic die head for all threads, including long threads; automatic opening with automatic thread-length-stop for tapered threads. Fast and easy adjustment of thread size. Easy-to-read thread-size scale. Simple and fast change of dies through lock-in positioning in die holder.

Dies

The proven, indestructible REMS quality dies with precise cutting geometry ensure an excellent start-cutting performance, easy threading and clean threads. Dies in a high-quality special-grade steel, fully tempered and hardened, for extremely long die life.

Pipe cutter

Self centering. Robust body made of forged steel. Ergonomic, wide handle for powerful infeed of spindle. Specially hardened cutter wheel in tough-hard REMS die-steel ensures long service life.

Inner pipe deburrer

Robust, easy-to-handle deburring device with adjustable deburring positioning. Specially hardened and designed deburring blade ensures easy deburring and extremely long service life. Two cutting edges for optimum chip flow, specially for small diameters.

Thread-cutting oil

REMS Sanitol and REMS Spezial (page 49). Specially developed for threading. High cooling and lubricating effect. Essential for clean threads and longer service life of dies, tools and machines.

Nipple-threading

Efficient with the automatic internal clamping REMS Nippelfix 1/2 – 2" (4") or with the manual internal clamping REMS Nippelspanner 3/8 – 2" (page 48).



German Quality Product



Choice of 3 powerful motors.



REMS roll grooving attachment

Robust, compact roll grooving attachment with oil hydraulic in-feed for pipe grooving of grooved coupling systems DN 25–300, 1–12" (page 50).
Roll grooving with REMS Tornado up to DN 200, 8".



Version T

Wheel stand (accessory)



Version T

Collapsible wheel stand (Accessory)

Supply format

REMS Tornado. Threading machine for pipe threads ($\frac{1}{16}$ – $2''$), 16–63 mm, bolt threads (6) 10–60 mm, $\frac{1}{4}$ – $2''$. With maintenance-free gear, safety foot switch with emergency-stop, 2 automatic chucks, automatic lubrication and cooling. With tool set consisting of one universal automatic die head for all threads, also long threads, automatic opening, with automatic thread-length-stop for tapered threads. Dies for pipe threads, tapered, ISO 7-1, EN 10226 (DIN 2999, BSPT) R $\frac{1}{2}$ – $\frac{3}{4}$ " and R 1– $2''$ right-hand, pipe cutter, inner pipe deburrer, pressing lever, adjustable height material support. Choice of 3 motors. Portable version with 3 tubular legs, with removable, large oil and chip tray. Version T with integrated, even bigger oil tray and chip tray, for workbench, stand, collapsible wheel stand or wheel stand with material shelf. In a carton.

| Description | Version | Art.-No. |
|---------------|---|----------|
| 2000 | Universal motor 230 V or 110 V, 50–60 Hz, 1700 W. 53 rpm. Portable, 3 legs. | 340200 |
| 2010 | Pole-reversible capacitor, motor 230 V, 50 Hz, 2100 W. 52/26 rpm, also under full load. Extremely quiet running. Portable, 3 legs. | 340201 |
| 2020 | Pole-reversible 3~ induction motor 400 V, 50 Hz, 2000 W. 52/26 rpm, also under full load. Extremely quiet running. Portable, 3 legs. | 340202 |
| 2000 T | Universal motor 230 V or 110 V, 50–60 Hz, 1700 W. 53 rpm For work bench, stand or wheel stand. | 340206 |
| 2010 T | Pole-reversible capacitor motor 230 V, 50 Hz, 2100 W. 52/26 rpm, also under full load. Extremely quiet running. For work bench, stand or wheel stand. | 340207 |
| 2020 T | Pole-reversible 3~ induction motor 400 V, 50 Hz, 2000 W. 52/26 rpm, also under full load. Extremely quiet running. For work bench, stand or wheel stand. | 340208 |

Other voltages and NPT versions on request.

Accessories

| Description | Art.-No. |
|--|----------|
| Stand | 344105 |
| Wheel stand with material shelf | 344100 |
| Collapsible wheel stand | 344150 |
| Dies see page 40. | |
| Universal automatic die head $\frac{1}{16}$–$2''$ quick-change die head instead of changing the dies | 341000 |
| REMS cutter wheel St $\frac{1}{8}$–$4''$, s 8 | 341614 |
| Thread-cutting oil see page 49. | |
| Nipple holder see page 48. | |
| REMS Herkules material supports, see page 105. | |
| REMS roll grooving attachment for pipe grooving, see page 50. | 347000 |



Robust, compact high performance machine for threading, cutting, deburring, threading of nipples, roll grooving. For installation, metalworking, industry. For job site and workshop.

| | |
|--------------|-----------------------------|
| Pipe threads | (1/16) 1/8 – 2", 16 – 63 mm |
| Bolt threads | (6) 8 – 60 mm, 1/4 – 2" |

Thread types see page 40.

| | |
|---|------------------------|
| Grooving of pipes with REMS roll grooving attachment | DN 25 – 300 1 – 12" |
|---|------------------------|

REMS Magnum – the compact up to 2".

Operating principle

Rotating material – stationary tools.

Design

Robust, compact, job site-proven design. Favorable size and weight, e.g. REMS Magnum 2000 L-T only 62 kg. Large work and chip compartment. Tool support.

2 versions:

- Light version L-T with removable large oil basin and chip tray.
 - Version T with integrated, even larger oil basin and chip tray.
- For workbench. Stand, collapsible wheel stand or wheel stand with material shelf, as an accessory, for easy transport, optimum working height and stable positioning.

Drive

Extremely powerful and fast, e.g. thread R 2" in only 15 s. Completely maintenance-free gear which runs in a sealed oil bath.

Choice of 3 powerful motors:

- Strong universal motor, 1700 W.
Overload protection. Spindle speed 53 rpm.
- Pole-reversible capacitor motor, 2100 W.
Overload protection. 2 spindle speeds 52 and 26 rpm, also under full load. **Extremely quiet running.**
- Pole-reversible 3~ induction motor, 2000 W.
Overload protection. 2 spindle speeds 52 and 26 rpm, also under full load. **Extremely quiet running.**

Operator-friendly safety foot switch with emergency-stop, 2-step. Foot switch, can be loaded with the full body weight during operation.

Chuck

Proven quick-action hammer chuck, self-tightening. No slipping of pipes. Large space between chuck and centering device ensures secure clamping of long pipes. Rear centering device for alignment of the material. Collets are available for clamping pipes $\lt; \varnothing 1/2\text{''}$ and bolts $\lt; \varnothing 8\text{ mm}$.

Automatic lubrication and cooling

Robust, proven oil pump with high pumping volume. Optimized oil distribution directly onto the threading point through the die head ensures clean threads and long service life of dies, gear and motor.

Universal automatic die head

Only **one** universal automatic die head for all threads, including long threads; automatic opening with automatic thread-length-stop for tapered threads. Fast and easy adjustment of thread size. Simple and fast change of dies through lock-in positioning in die holder.

Dies

The proven, indestructible REMS quality dies with precise cutting geometry ensure an excellent start-cutting performance, easy threading and clean threads. Dies in a high-quality special-grade steel, fully tempered and hardened, for extremely long die life.

Pipe cutter

Self centering. Robust body made of forged steel. Ergonomic, wide handle for powerful infeed of spindle. Specially hardened cutter wheel in tough-hard REMS die-steel ensures long service life.

Inner pipe deburrer

Robust, easy-to-handle deburring device for adjustable deburring positioning. Specially hardened and designed deburring blade ensures easy deburring and extremely long service life. Two cutting edges for optimum chip flow, specially for small diameters.

Thread-cutting oil

REMS Sanitol and REMS Spezial (page 49). Specially developed for threading. High cooling and lubricating effect. Essential for clean threads and longer service life of dies, tools and machines.

Nipple-threading

Efficient with automatic internal clamping REMS Nippelfix 1/2 – 2" (4") or with manual internal clamping REMS Nippelspanner 3/8 – 2" (page 48).

REMS roll grooving attachment

Robust, compact roll grooving attachment with oil hydraulic in-feed for pipe grooving of grooved coupling systems DN 25–300, 1–12" (page 50).



German Quality Product



Choice of 3 powerful motors.





Supply format

REMS Magnum. Threading machine for pipe threads ($\frac{1}{16}$ – 2 " $\frac{1}{8}$ – 63 mm, bolt thread (6) 8 – 60 mm, $\frac{1}{4}$ – 2 ". With maintenance-free gear, safety foot switch with emergency-stop, self-tightening quick-action hammer chuck, rear centering device, automatic lubrication and cooling. With complete tool set consisting of one universal automatic die head for all threads, also long threads; automatic opening, with automatic thread-length-stop for tapered threads, dies for pipe threads, tapered, ISO 7-1, EN 10226 (DIN 2999, BSPT) R $\frac{1}{2}$ – $\frac{3}{4}$ " and R 1 – 2 " right-hand, pipe cutter, inner pipe deburrer, pressing lever. Tool support. Choice of 3 motors. Version L-T with removable large oil basin and chip tray. Version T with integrated, even bigger oil tray and chip tray. For workbench, stand, collapsible wheel stand or wheel stand with material shelf. In a carton.

| Description | Version | Art.-No. |
|-----------------|--|----------|
| 2000 L-T | Universal motor 230 V or 110 V, 50–60 Hz, 1700 W. 53 rpm. | 340226 |
| 2010 L-T | Pole-reversible capacitor motor 230 V, 50 Hz, 2100 W. 52/26 rpm, also under full load. Extremely quiet running. | 340227 |
| 2020 L-T | Pole-reversible 3~ induction motor 400 V, 50 Hz, 2000 W. 52/26 rpm, also under full load. Extremely quiet running. | 340228 |
| 2000 T* | Universal motor 230 V or 110 V, 50–60 Hz, 1700 W. 53 rpm. | 340220 |
| 2010 T* | Pole-reversible capacitor motor 230 V, 50 Hz, 2100 W. 52/26 rpm, also under full load. Extremely quiet running. | 340221 |
| 2020 T* | Pole-reversible 3~ induction motor 400 V, 50 Hz, 2000 W. 52/26 rpm, also under full load. Extremely quiet running. | 340222 |

Other voltages and NPT versions on request.

*T versions with REMS roll grooving device for roll grooving can only be used up to DN 200, 8".

Accessories

| Description | Art.-No. |
|---|----------|
| Stand | 344105 |
| Wheel stand with material shelf | 344100 |
| Collapsible wheel stand | 344150 |
| Dies see page 40. | |
| Universal automatic die head $\frac{1}{16}$–2" quick-change die head instead of changing the dies | 341000 |
| REMS cutter wheel St $\frac{1}{8}$–4", s 8 | 341614 |
| Thread-cutting oil see page 49. | |
| Nipple holder see page 48. | |
| REMS Herkules material supports, see page 105. | |
| REMS roll grooving attachment for pipe grooving, see page 50. | 347000 |



Robust, compact high performance machine for threading, cutting, deburring, threading of nipples, roll grooving. For installation, metalworking, industry. For job site and workshop.

Pipe threads (1/16) 1/2–3", 16–63 mm
Bolt threads (6) 18–60 mm, 1/2–2"

Thread types see page 40.

Pipe grooving with REMS roll grooving attachment DN 25–300
1–12"

REMS Magnum – the super machine up to 3". Exceptionally round and clean threads up to 3" by using 5 threading dies.

Operating principle

Rotating material – stationary tools.

Design

Robust, compact, job site-proven design. Favorable size and weight, e.g. REMS Magnum 3000 L-T only 79 kg. Large work and chip compartment. Tool support.

2 versions:

- Light version L-T with removable large oil basin and chip tray.
 - Version T with integrated, even larger oil basin and chip tray.
- For workbench. Stand, collapsible wheel stand or wheel stand with material shelf, as an accessory, for easy transport, optimum working height and stable positioning.

Drive

Extremely powerful and fast. Completely maintenance-free gear which runs in a sealed oil bath.

Choice of 3 powerful motors:

- Strong universal motor, 1700 W. Overload protection. Spindle speed 23 rpm.
- Pole-reversible capacitor motor, 2100 W. Overload protection. 2 spindle speeds 20 and 10 rpm, also under full load. **Extremely quiet running.**
- Pole-reversible 3~ induction motor, 2000 W. Overload protection. 2 spindle speeds 20 and 10 rpm, also under full load. **Extremely quiet running.**

Operator-friendly safety foot switch with emergency-stop, 2-step. Foot switch, can be loaded with the full body weight during operation.

Chuck

Proven quick-action hammer chuck, self-tightening. No slipping of pipes. Large space between chuck and centering device ensures secure clamping of long pipes. Rear centering device for alignment of the material. Collets are available for clamping pipes $\varnothing 1/2''$ and bolts $\varnothing 18\text{ mm}$.

Automatic lubrication and cooling

Robust, proven oil pump with high pumping volume. Optimized oil distribution directly onto the threading point through the die head ensures clean threads and long service life of dies, gear and motor.

Universal automatic die head

Only 1 universal automatic die head each for the sizes 1/16–2" and 2 1/2–3" for all threads, including long threads; automatic opening with automatic thread-length-stop for tapered threads. 5 dies 2 1/2–3" ensure a favourable distribution of the cutting force onto the pipe, hence round and clean threads. Fast and easy adjustment of thread size. Simple and fast change of dies through lock-in positioning in die holder.

Dies

The proven, indestructible REMS quality dies with precise cutting geometry ensure an excellent start-cutting performance, easy threading and clean threads. Dies in a high-quality special-grade steel, fully tempered and hardened, for extremely long die life.

Pipe cutter

Self centering. Robust body made of forged steel. Ergonomic, wide handle for powerful infeed of spindle. Specially hardened cutter wheel in tough-hard REMS die-steel ensures long service life.

Inner pipe deburrer

Robust, easy-to-handle deburring device for adjustable deburring positioning. Specially hardened and designed deburring blade ensures easy deburring and extremely long service life. Two cutting edges for optimum chip flow, specially for small diameters.

Tool sets

For 2 1/2–3" and 1/2–2" one complete tool set each adapted to the work range with universal die head, pipe cutter, inner-pipe-deburring device, pressing lever, dies.



German Quality Product



Choice of 3 powerful motors.



Thread-cutting oil

REMS Sanitol and REMS Spezial (page 49). Specially developed for threading. High cooling and lubricating effect. Essential for clean threads and longer service life of dies, tools and machines.

Nipple-threading

Efficient with automatic internal clamping REMS Nippelfix ½–3" (4") or with manual internal clamping REMS Nippelspanner (page 48).

REMS roll grooving attachment

Robust, compact roll grooving attachment with oil hydraulic in-feed for pipe grooving of grooved coupling systems DN 25–300, 1–12" (page 50).

Supply format

REMS Magnum. Threading machine for pipe threads (1/16" ½–3", 16–63 mm, bolt threads (6) 18–60 mm, ½–2". With maintenance-free gear, safety foot switch with emergency-stop, self-tightening quick-action hammer chuck, rear centering device, automatic lubrication and cooling. With tool sets 1/16"–2" and/or 2½–3", each consisting of universal automatic die head for all threads, also long threads; automatic opening, with automatic thread-length-stop for tapered threads, dies for pipe threads, tapered, ISO 7-1, EN 10226 (DIN 2999, BSPT) R right-hand, pipe cutter, inner pipe deburrer, pressing lever. Tool support. Choice of 3 motors. Version L-T with removable large oil basin and chip tray, Version T with integrated, even larger oil basin and chip tray. For workbench, stand, collapsible wheel stand or wheel stand with material shelf. In a carton.

| Description | Version/Equipment | Art.-No. | |
|-----------------|---|------------------|--|
| 3000 L-T | Universal motor 230 V or 110 V, 50–60 Hz, 1700 W. 23 rpm. Equipment R 2½–3 Equipment R ½–3 | 380303 380309 | |
| 3010 L-T | Pole-reversible capacitor motor 230 V, 50 Hz, 2100 W. 20/10 rpm, also under full load. Extremely quiet running. Equipment R 2½–3 Equipment R ½–3 | 380304 380310 | |
| 3020 L-T | Pole-reversible 3~ induction motor 400 V, 50 Hz, 2000 W. 20/10 rpm, also under full load. Extremely quiet running. Equipment R 2½–3 Equipment R ½–3 | 380305 380311 | |
| 3000 T* | Universal motor 230 V or 110 V, 50–60 Hz, 1700 W. 23 rpm. Equipment R 2½–3 Equipment R ½–3 | 380306 380312 | |
| 3010 T* | Pole-reversible capacitor motor 230 V, 50 Hz, 2100 W. 20/10 rpm, also under full load. Extremely quiet running. Equipment R 2½–3 Equipment R ½–3 | 380307 380313 | |
| 3020 T* | Pole-reversible 3~ induction motor 400 V, 50 Hz, 2000 W. 20/10 rpm, also under full load. Extremely quiet running. Equipment R 2½–3 Equipment R ½–3 | 380308 380314 | |

Other voltages and NPT versions on request.

*T versions with REMS roll grooving device for roll grooving can only be used up to DN 200, 8".

Accessories

| Description | Art.-No. |
|--|----------|
| Stand | 344105 |
| Wheel stand with material shelf | 344100 |
| Collapsible wheel stand | 344150 |
| Dies see page 40. | |
| Tool set R ½–2" complete with universal automatic die head 1/16"–2", dies for pipe threads, tapered, ISO 7-1, EN 10226 (DIN 2999, BSPT) R ½–¾" and R 1–2" right-hand, pipe cutter, inner pipe deburrer, pressing lever. | 340100 |
| Universal automatic die head 1/16"–2" and others | 341000 |
| Universal automatic die head 2½–3" | 381050 |
| Universal automatic die head 2½–4" | 381000 |
| REMS cutter wheel St ½–4", s 8 | 341614 |
| REMS cutter wheel St 1–4", s 12 | 381622 |
| Thread-cutting oil see page 49. | |
| Nipple holder see page 48. | |
| REMS Herkules material supports , see page 105. | |
| REMS roll grooving attachment for pipe grooving, see page 50. | 347000 |



Robust, compact high performance machine for threading, cutting, deburring, threading of nipples, roll grooving. For installation, metalworking, industry. For job site and workshop.

Pipe threads (1/16) 1/2–4", 18–63 mm
Bolt threads (6) 20–60 mm, 1/2–2"

Thread types see page 40.

Pipe grooving with REMS roll grooving attachment DN 25–300
1–12"

REMS Magnum – the super machine up to 4". Exceptionally round and clean threads up to 4" by using 6 threading dies.

Operating principle

Rotating material - stationary tools.

Design

Robust, compact, job site-proven design. Favorable size and weight, e.g. REMS Magnum 4000 L-T only 81 kg. Large work and chip compartment. Tool support.

2 versions:

- Light version L-T with removable large oil basin and chip tray.
 - Version T with integrated, even larger oil basin and chip tray.
- For workbench. Stand, collapsible wheel stand or wheel stand with material shelf, as an accessory, for easy transport, optimum working height and stable positioning.

Drive

Extremely powerful and fast. Completely maintenance-free gear which runs in a sealed oil bath.

Choice of 3 powerful motors:

- Strong universal motor, 1700 W.
Overload protection. Spindle speed 23 rpm.
- Pole-reversible capacitor motor, 2100 W.
Overload protection. 2 spindle speeds 20 and 10 rpm, also under full load. **Extremely quiet running.**
- Pole-reversible 3~ induction motor, 2000 W.
Overload protection. 2 spindle speeds 20 and 10 rpm, also under full load. **Extremely quiet running.**

Operator-friendly safety foot switch with emergency-stop, 2-step. Foot switch, can be loaded with the full body weight during operation.

Chuck

Proven quick-action hammer chuck, self-tightening. No slipping of pipes. Large space between chuck and centering device ensures secure clamping of long pipes. Rear centering device for alignment of the material. Collets are available for clamping pipes $\varnothing 1/2''$ and bolts $\varnothing 18\text{ mm}$.

Automatic lubrication and cooling

Robust, proven oil pump with high pumping volume. Optimized oil distribution directly onto the threading point through the die head ensures clean threads and long service life of dies, gear and motor.

Universal automatic die head

Only 1 universal automatic die head each for the sizes 1/16–2" and 2 1/2–4" for all threads, including long threads; automatic opening with automatic thread-length-stop for tapered threads. 6 dies 2 1/2–4" ensure a favourable distribution of the cutting force onto the pipe, hence round and clean threads. Fast and easy adjustment of thread size. Simple and fast change of dies through lock-in positioning in die holder.

Dies

The proven, indestructible REMS quality dies with precise cutting geometry ensure an excellent start-cutting performance, easy threading and clean threads. Dies in a high-quality special-grade steel, fully tempered and hardened, for extremely long die life.

Pipe cutter

Self centering. Robust body made of forged steel. Ergonomic, wide handle for powerful infeed of spindle. Specially hardened cutter wheel in tough-hard REMS die-steel ensures long service life.

Inner pipe deburrer

Robust, easy-to-handle deburring device for adjustable deburring positioning. Specially hardened and designed deburring blade ensures easy deburring and extremely long service life. Two cutting edges for optimum chip flow, specially for small diameters.

Tool sets

For 2 1/2–4" and 1/2–2" one complete tool set each adapted to the work range with universal die head, pipe cutter, inner-pipe-deburring device, pressing lever, dies.



German Quality Product



Choice of 3 powerful motors.



Thread-cutting oil

REMS Sanitol and REMS Spezial (page 49). Specially developed for threading. High cooling and lubricating effect. Essential for clean threads and longer service life of dies, tools and machines.

Nipple-threading

Efficient with automatic internal clamping REMS Nippelfix ½–4" or with manual internal clamping REMS Nippelspanner ¾–2" (page 48).

REMS roll grooving attachment

Robust, compact roll grooving attachment with oil hydraulic in-feed for pipe grooving of grooved coupling systems DN 25–300, 1–12" (page 50).

Supply format

REMS Magnum. Threading machine for pipe threads (1/16) ½–4", 16–63 mm, bolt threads (6) 18–60 mm, ½–2". With maintenance-free gear, safety foot switch with emergency-stop, self-tightening quick-action hammer chuck, rear centering device, automatic lubrication and cooling. With tool sets 1/16–2" and/or 2½–4", each consisting of universal automatic die head for all threads, also long threads; automatic opening, with automatic thread-length-stop for tapered threads, dies for pipe threads, tapered, ISO 7-1, EN 10226 (DIN 2999, BSPT) R right-hand, pipe cutter, inner pipe deburrer, pressing lever. Tool support. Choice of 3 motors. Version L-T with removable large oil basin and chip tray. Version T with integrated, even larger oil basin and chip tray. For workbench, stand, collapsible wheel stand or wheel stand with material shelf. In a carton.

| Description | Version/Equipment | Art.-No. | |
|-----------------|--|----------|--|
| 4000 L-T | Universal motor 230 V or 110 V, 50–60 Hz, 1700 W. 23 rpm. | | |
| | Equipment R ½–2 | 380447 | |
| | Equipment R 2½–4 | 380441 | |
| | Equipment R ½–4 | 380444 | |
| 4010 L-T | Pole-reversible capacitor motor 230 V, 50 Hz, 2100 W. 20/10 rpm, also under full load. Extremely quiet running. | | |
| | Equipment R ½–2 | 380448 | |
| | Equipment R 2½–4 | 380442 | |
| | Equipment R ½–4 | 380445 | |
| 4020 L-T | Pole-reversible 3~ induction motor 400 V, 50 Hz, 2000 W. 20/10 rpm, also under full load. Extremely quiet running. | | |
| | Equipment R 2½–4 | 380443 | |
| | Equipment R ½–4 | 380446 | |
| 4000 T* | Universal motor 230 V or 110 V, 50–60 Hz, 1700 W. 23 rpm. | | |
| | Equipment R 2½–4 | 380426 | |
| | Equipment R ½–4 | 380429 | |
| 4010 T* | Pole-reversible capacitor motor 230 V, 50 Hz, 2100 W. 20/10 rpm, also under full load. Extremely quiet running. | | |
| | Equipment R 2½–4 | 380427 | |
| | Equipment R ½–4 | 380430 | |
| 4020 T* | Pole-reversible 3~ induction motor 400 V, 50 Hz, 2000 W. 20/10 rpm, also under full load. Extremely quiet running. | | |
| | Equipment R 2½–4 | 380428 | |
| | Equipment R ½–4 | 380431 | |

Other voltages and NPT versions on request.

*T versions with REMS roll grooving device for roll grooving can only be used up to DN 200, 8".

Accessories

| Description | Art.-No. |
|---|----------|
| Stand | 344105 |
| Wheel stand with material shelf | 344100 |
| Collapsible wheel stand | 344150 |
| Dies see page 40. | |
| Tool set R ½–2" complete with universal automatic die head 1/16–2", dies for pipe threads, tapered, ISO 7-1, EN 10226 (DIN 2999, BSPT) R ½–¾" and R 1–2" right-hand, pipe cutter, inner pipe deburrer, pressing lever. | 340100 |
| Universal automatic die head 1/16–2" and others | 341000 |
| Universal automatic die head 2½–4" | 381000 |
| REMS cutter wheel St ½–4", s 8 | 341614 |
| REMS cutter wheel St 1–4", s 12 | 381622 |
| Thread-cutting oil see page 49. | |
| Nipple holder see page 48. | |
| REMS Herkules material supports , see page 105. | |
| REMS roll grooving attachment for pipe grooving, see page 50. | 347000 |

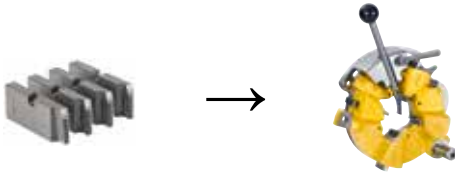


REMS dies (set)

The proven REMS quality dies with precise cutting geometry ensure an excellent start-cutting performance, easy threading and clean threads. Dies in a high-quality special-grade steel, fully tempered and hardened, for materials < 500 N/mm² (MPa) for extremely long die life.


Dies for other threads (e.g. BSW) on request. HSS dies for materials that are difficult to cut ≥ 500 N/mm² (MPa) 50 % surcharge.

¹⁾ Some dies only available in HSS.

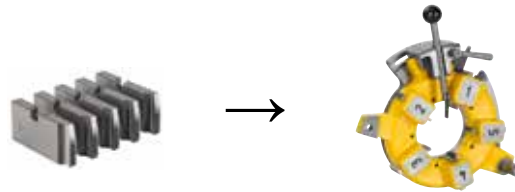


For universal automatic die head 1/16 – 2"

| Thread type | Size | Art.-No. |
|--|----------------------------------|----------|
| Pipe threads R tapered, right-hand ISO 7-1, EN 10226 (DIN 2999, BSPT) | R 1/16 – 1/8 HSS ¹⁾ | 341401 |
| | R 1/4 – 3/8 | 341402 |
| | R 1/2 – 3/4 | 341403 |
| | R 1 – 2 | 341404 |
| Pipe threads G parallel, right-hand ISO 228-1 (DIN 259, BSPP) | G 1/16 – 1/8 | 341406 |
| | G 1/4 – 3/8 | 341407 |
| | G 1/2 – 3/4 | 341408 |
| | G 1 – 2 | 341409 |
| Pipe threads NPT tapered, right-hand Taper Pipe Thread ASME B1.20.1 | NPT 1/16 – 1/8 HSS ¹⁾ | 341411 |
| | NPT 1/4 – 3/8 | 341412 |
| | NPT 1/2 – 3/4 | 341413 |
| | NPT 1 – 2 | 341414 |
| Pipe threads NPSM parallel, right-hand Straight Pipe Thread ASME B1.20.1 | NPSM 1/8 | 341416 |
| | NPSM 1/4 – 3/8 | 341417 |
| | NPSM 1/2 – 3/4 HSS ¹⁾ | 341418 |
| | NPSM 1 – 2 HSS ¹⁾ | 341419 |
| Conduit threads Pg DIN 40430 | Pg 7 | 341466 |
| | Pg 9 | 341467 |
| | Pg 11 | 341468 |
| | Pg 13.5 | 341469 |
| | Pg 16 | 341470 |
| | Pg 21 | 341471 |
| | Pg 29 | 341472 |
| | Pg 36 | 341473 |
| | Pg 42 | 341474 |
| | Pg 48 | 341475 |
| Conduit threads M EN 60423 | M 16 × 1.5 | 341493 |
| | M 20 × 1.5 | 341494 |
| | M 25 × 1.5 | 341495 |
| | M 32 × 1.5 | 341496 |
| | M 40 × 1.5 | 341497 |
| | M 50 × 1.5 | 341498 |
| | M 63 × 1.5 | 341499 |
| Metric bolt threads M ISO 261 (DIN 13) | M 6 | 341426 |
| | M 8 | 341427 |
| | M 10 | 341428 |
| | M 12 | 341429 |
| | M 14 | 341430 |
| | M 16 | 341431 |
| | M 18 | 341432 |
| | M 20 | 341433 |
| | M 22 | 341434 |
| | M 24 | 341435 |
| | M 27 | 341436 |
| | M 30 | 341437 |
| | M 33 | 341438 |
| | M 36 | 341439 |
| | M 39 | 341440 |
| | M 42 | 341441 |
| | M 45 | 341442 |
| | M 48 | 341443 |
| | M 52 | 341444 |
| M 56 HSS ¹⁾ | 341445 | |
| M 60 HSS ¹⁾ | 341446 | |
| Bolt threads UNC Unified Inch Screw Thread ASME B1.1 | UNC 1/4 – 20 HSS ¹⁾ | 341476 |
| | UNC 5/16 – 18 | 341477 |
| | UNC 3/8 – 16 HSS ¹⁾ | 341478 |
| | UNC 7/16 – 14 | 341479 |
| | UNC 1/2 – 13 HSS ¹⁾ | 341480 |
| | UNC 9/16 – 12 | 341481 |
| | UNC 5/8 – 11 HSS ¹⁾ | 341482 |
| | UNC 3/4 – 10 HSS ¹⁾ | 341483 |
| | UNC 7/8 – 9 HSS ¹⁾ | 341484 |
| | UNC 1 – 8 HSS ¹⁾ | 341485 |
| | UNC 1 1/8 – 7 | 341486 |
| | UNC 1 1/4 – 7 HSS ¹⁾ | 341487 |
| | UNC 1 3/8 – 6 | 341488 |
| | UNC 1 1/2 – 6 HSS ¹⁾ | 341489 |
| | UNC 1 3/4 – 5 | 341490 |
| UNC 2 – 4.5 | 341491 | |




German Quality Product



For universal automatic die head 2 1/2 – 3"

| Thread type | Size | Art.-No. |
|--|----------------------------------|----------|
| Pipe threads R tapered, right-hand ISO 7-1, EN 10226 (DIN 2999, BSPT) | R 2 1/2 – 3 | 381430 |
| Pipe threads G parallel, right-hand ISO 228-1 (DIN 259, BSPP) | G 2 1/2 – 3 HSS ¹⁾ | 381431 |
| Pipe threads NPT tapered, right-hand Taper Pipe Thread ASME B1.20.1 | NPT 2 1/2 – 3 HSS ¹⁾ | 381432 |
| Pipe threads NPSM parallel, right-hand Straight Pipe Thread ASME B1.20.1 | NPSM 2 1/2 – 3 HSS ¹⁾ | 381433 |



For universal automatic die head 2 1/2 – 4"

| Thread type | Size | Art.-No. |
|--|----------------------------------|----------|
| Pipe threads R tapered, right-hand ISO 7-1, EN 10226 (DIN 2999, BSPT) | R 2 1/2 – 4 | 381401 |
| Pipe threads G parallel, right-hand ISO 228-1 (DIN 259, BSPP) | G 2 1/2 – 4 HSS ¹⁾ | 381405 |
| Pipe threads NPT tapered, right-hand Taper Pipe Thread ASME B1.20.1 | NPT 2 1/2 – 4 HSS ¹⁾ | 381410 |
| Pipe threads NPSM parallel, right-hand Straight Pipe Thread ASME B1.20.1 | NPSM 2 1/2 – 4 HSS ¹⁾ | 381415 |



REMS
Unimat 77

REMS
Unimat 75

Semi-automatic high-performance machine for efficient cutting of bolt and pipe threads. For industry, metalworking, installation.

| | | |
|---|---------------------------|-----------|
| Bolt threads | 6 – 72 mm 1/4 – 2 3/4" | |
| Pipe threads | 1/16 – 2 1/2", 16 – 63 mm | |
| Tolerance class corresponding to ISO 261 (DIN 13) | "medium" (6 g) | |
| Thread length | ≤ Ø 30 mm | unlimited |
| | ≤ Ø 72 mm | ≤ 200 mm |
| Chamfering | Range | 7 – 62 mm |
| | Chamfered Ø | ≥ 7 mm |
| | Maximum chamfer | 7 mm |
| | Chamfer angle | 45° |
| Peeling | Range | 7 – 62 mm |
| | Peeled Ø | ≥ 7 mm |

Thread types see page 44.



German Quality Product

REMS Unimat 75 – high efficiency.

Tangential-chaser-threading-system. Large threading range. Fast working, short resetting time. For single and series production. Low hourly rate for the machine. Simple operation. Relieves expensive turning machines and specialists.

Operating principle

Stationary material – rotating die head.

Design

Compact, rugged design for continuous use. Die head with regrindable tangential chasers in self centering holder system. After start-cutting with feed lever and rack mechanism self feeding action of die head (no guide thread). Welded, sturdy machine stand with large oil compartment and removeable chip drawer.

Drive

Indestructible planetary gear with annulus gear for long threads up to Ø 30 mm. Proven and powerful pole-reversible three-phase motor, specially designed for threading, with hollow shaft, 2000/2300 W. Overload protection. Reverse switch for cutting right and left-hand threads. High operating speed, 2 spindle speeds 70 and 35 rpm.

Clamping device

Self-centering universal vice for the complete range with specially toothed and hardened clamping jaws. Choice of manual or hydraulic clamping with operation by foot switch (working pressure 6 bar).

Special clamping jaws

For drawn material, stud bolts, hex screws and pipe nipples, as accessory.

Automatic lubrication and cooling

Robust, proven oil pump with high pumping volume. Ample oil volume ensures longer service life of chasers, gear and motor.

Universal automatic die head

Only **one** universal automatic die head for all threads. Fine adjustment of thread diameter with spindle and scale. Die head closes automatically and opens automatically when the required thread length is reached. After starting the thread via feed lever and rack the chaser-system initiates an automatic feed-forward of the die head. All threads can be cut in a single pass. Copying unit for tapered threads. Instead of changing the dies, additional quick-change die heads ensure shorter resetting time.

Chasers

The proven regrindable REMS tangential chasers with precise cutting geometry ensure an excellent start-cutting performance and clean threads. Tool steel chasers made of special hardened steel for material < 500 N/mm² (MPa). HSS chasers for hard-to-machine material ≥ 500 N/mm² (MPa). The chasers sit in a special holder system. Chasers and holders together form a threading set.

Thread cutting on rebar

Special chaser dies M with additional, ground cut for cutting threads on rebar in a single pass. Driven by REMS Unimat 75 with oil-hydraulic/pneumatic vice, for high clamping pressure.

Machining examples



Info



Thread-cutting oil

REMS Sanitol and REMS Spezial (page 49). Specially developed for threading. High cooling and lubricating effect. Essential for clean threads and longer service life of dies, tools and machines.

Nipple-threading

Efficient with special clamping jaws $\frac{1}{16}$ – $1\frac{1}{4}$ " or with the automatic internal clamping REMS Nippelfix $\frac{1}{2}$ – $2\frac{1}{2}$ " or with the manual internal clamping REMS Nippelspanner $\frac{3}{8}$ – 2 " (page 48).



Supply format

REMS Unimat 75 Basic. Semi-automatic threading machine for bolt threads 6–72 mm, $\frac{1}{4}$ – $2\frac{3}{4}$ ", pipe threads $\frac{1}{16}$ – $2\frac{1}{2}$ ", 16–63 mm. Machine on stand. Pole-reversible 3~ induction motor with hollow shaft, 400 V, 50 Hz, 2000/2300 W, right and left-hand rotation. Die head speed 70 and 35 rpm. Self-centering universal chuck for the complete clamping range, choice of manual or oil-hydraulic/pneumatic operation. Automatic lubrication and cooling. 1 universal automatic die head for all threads, opens and closes automatically. Without threading sets, without closing lever. Electric locking system of safety cover. Adjustment gauge. Wrench. In transport case.

| Description | Version | Art.-No. |
|--------------------------------|--|----------|
| REMS Unimat 75 Basic mS | manual clamping device | 750003 |
| REMS Unimat 75 Basic pS | oil-hydraulic/pneumatic vice clamping device | 750004 |

Other voltages on request.

Accessories

| Description | Art.-No. |
|--|----------|
| Chasers and holders (threading sets) and chasers see page 44. | |
| Universal automatic die head , without threading sets, without closing lever | 751000 |
| Closing lever for closing and opening the chasers | |
| R for taper pipe threads, right-hand | 751040 |
| R-L for taper pipe threads, left-hand | 751050 |
| G for cylindrical pipe threads, right-hand | 751060 |
| G-L for cylindrical pipe threads, left-hand | 751070 |
| M for all bolt threads, right-hand | 751080 |
| M-L for all bolt threads, left-hand | 751090 |
| Chamfering/peeling die head 45°, Ø 7–62 mm , with chamfering/peeling chasers 45°, Ø 7–62 mm, HSS, with holder | 751100 |
| Chamfering/peeling die head 45°, Ø 7–62 mm , without threading sets | 751102 |
| Chamfering/peeling chasers 45°, Ø 7–46 mm , HSS, with holder | 751096 |
| Chamfering/peeling chasers 45°, Ø 40–62 mm , HSS, with holder | 751098 |
| Chamfering/peeling chasers 45°, Ø 7–62 mm , pack of 4, with holder | 751097 |
| Special clamping jaws, pair , for drawn material, stud bolts and hex screws. Workpiece length protrude from vice without thread, minimum 15 mm, Ø 6–42 mm | 753240 |
| Thread-cutting oil see page 49. | |
| Nipple holder see page 48. | |
| REMS Herkules material supports , see page 105. | |





German Quality Product



German Quality Product

Chasers and holders (threading set)

The proven regrindable REMS tangential chasers with precise cutting geometry ensure an excellent start-cutting performance and clean threads. Tool steel chasers made of special hardened steel for material < 500 N/mm² (MPa). HSS chasers for hard-to-machine material ≥ 500 N/mm² (MPa). The chasers sit in a special holder system. Chasers and holders together form a threading set.

| Thread type | Size | Art.-No. |
|---|----------------------------------|----------|
| Pipe threads R tapered, right-hand ISO 7-1, EN 10226 (DIN 2999, BSPT) | R 1/16 - 1/8 | 759250 |
| | R 1/4 - 3/8 | 759251 |
| | R 1/2 - 3/4 | 759252 |
| | R 1 - 2 | 759253 |
| | R 2 1/2 | 759254 |
| Pipe threads G parallel, right-hand ISO 228-1 (DIN 259, BSPP) | G 1/16 - 1/8 | 759255 |
| | G 1/4 - 3/8 HSS ¹⁾ | 759256 |
| | G 1/2 - 3/4 HSS ¹⁾ | 759257 |
| | G 1 - 2 HSS ¹⁾ | 759258 |
| | G 2 1/2 HSS ¹⁾ | 759259 |
| Pipe threads NPT tapered, right-hand Taper Pipe Thread ASME B1. 20.1 | NPT 1/16 - 1/8 | 759360 |
| | NPT 1/4 - 3/8 HSS ¹⁾ | 759361 |
| | NPT 1/2 - 3/4 HSS ¹⁾ | 759362 |
| | NPT 1 - 2 HSS ¹⁾ | 759363 |
| | NPT 2 1/2 HSS ¹⁾ | 759364 |
| Pipe threads NPSM parallel, right-hand Straight Pipe Thread ASME B1. 20.1 | NPSM 1/16 - 1/8 | 759365 |
| | NPSM 1/4 - 3/8 | 759366 |
| | NPSM 1/2 - 3/4 HSS ¹⁾ | 759367 |
| | NPSM 1 - 2 HSS ¹⁾ | 759368 |
| Conduit threads Pg DIN 40430 | Pg 7 | 759260 |
| | Pg 9 - 16 | 759261 |
| | Pg 21 - 48 | 759262 |
| Conduit threads M EN 60423 | M 16 - 20 x 1.5 | 759263 |
| | M 25 - 32 x 1.5 | 759264 |
| | M 40 - 50 x 1.5 | 759265 |
| | M 63 x 1.5 HSS ¹⁾ | 759330 |
| Threads M for rebar ISO 261 (DIN 13) | M 14 - 16 HSS | 759274 |
| | M 18 - 22 HSS | 759275 |
| | M 24 - 27 HSS | 759276 |
| | M 30 - 33 HSS | 759277 |
| | M 36 - 39 HSS | 759278 |
| | M 42 - 45 HSS | 759279 |
| Metric bolt threads M ISO 261 (DIN 13) | M 6 HSS ¹⁾ | 759270 |
| | M 8 | 759271 |
| | M 10 | 759272 |
| | M 12 | 759273 |
| | M 14 - 16 | 759274 |
| | M 18 - 22 | 759275 |
| | M 24 - 27 | 759276 |
| | M 30 - 33 | 759277 |
| | M 36 - 39 | 759278 |
| | M 42 - 45 | 759279 |
| | M 48 - 52 HSS ¹⁾ | 759280 |
| | M 56 - 60 HSS ¹⁾ | 759281 |
| | M 64 - 72 HSS ¹⁾ | 759282 |
| Bolt threads UNC Unified Inch Screw Thread ASME B1.1 | UNC 1/4 - 20 | 759370 |
| | UNC 5/16 - 18 | 759371 |
| | UNC 3/8 - 16 | 759372 |
| | UNC 7/16 - 14 | 759373 |
| | UNC 1/2 - 13 | 759374 |
| | UNC 9/16 - 12 | 759375 |
| | UNC 5/8 - 11 | 759376 |
| | UNC 3/4 - 10 | 759377 |
| | UNC 7/8 - 9 | 759378 |
| | UNC 1 - 8 HSS ¹⁾ | 759379 |
| | UNC 1 1/8 - 7 | 759380 |
| | UNC 1 3/8 - 6 | 759381 |
| | UNC 1 3/4 - 5 | 759382 |
| | UNC 2 - 2 1/4 - 4.5 | 759383 |
| | UNC 2 1/2 - 2 3/4 - 4 | 759384 |

Dies for other threads (e.g. bicycle threads, fine threads, BSW) and HSS chaser dies for materials above 500 N/mm² (MPa) that are difficult to cut on request. Dies with HSS chaser dies with 50% surcharge on chaser dies. ¹⁾ Some chasers only available in HSS. Threading sets for left-hand threads 50% extra charge on chasers.

Chasers (set)

The proven regrindable REMS tangential chasers with precise cutting geometry ensure an excellent start-cutting performance and clean threads. Tool steel chasers made of special hardened steel for material < 500 N/mm² (MPa). HSS chasers for hard-to-machine material ≥ 500 N/mm² (MPa).

| Thread type | Size | Art.-No. |
|---|----------------------------------|----------|
| Pipe threads R tapered, right-hand ISO 7-1, EN 10226 (DIN 2999, BSPT) | R 1/16 - 1/8 | 751501 |
| | R 1/4 - 3/8 | 751502 |
| | R 1/2 - 3/4 | 751503 |
| | R 1 - 2 1/2 | 751504 |
| Pipe threads G parallel, right-hand ISO 228-1 (DIN 259, BSPP) | G 1/16 - 1/8 HSS ¹⁾ | 751505 |
| | G 1/4 - 3/8 | 751506 |
| | G 1/2 - 3/4 HSS ¹⁾ | 751507 |
| | G 1 - 2 1/2 HSS ¹⁾ | 751508 |
| Pipe threads NPT tapered, right-hand Taper Pipe Thread ASME B1. 20.1 | NPT 1/16 - 1/8 | 751544 |
| | NPT 1/4 - 3/8 HSS ¹⁾ | 751545 |
| | NPT 1/2 - 3/4 HSS ¹⁾ | 751546 |
| | NPT 1 - 2 HSS ¹⁾ | 751547 |
| Pipe threads NPSM parallel, right-hand Straight Pipe Thread ASME B1. 20.1 | NPSM 1/16 - 1/8 | 751549 |
| | NPSM 1/4 - 3/8 | 751550 |
| | NPSM 1/2 - 3/4 HSS ¹⁾ | 751551 |
| | NPSM 1 - 2 | 751552 |
| Conduit threads Pg DIN 40430 | Pg 7 | 751509 |
| | Pg 9 - 16 | 751510 |
| | Pg 21 - 48 | 751511 |
| Conduit threads M EN 60423 | M 16 - 63 x 1.5 (M 10) | 751518 |
| Threads M for rebar ISO 261 (DIN 13) | M 14 - 16 HSS | 751520 |
| | M 18 - 22 HSS | 751521 |
| | M 24 - 27 HSS | 751522 |
| | M 30 - 33 HSS | 751523 |
| | M 36 - 39 HSS | 751524 |
| | M 42 - 45 HSS | 751525 |
| Metric bolt threads M ISO 261 (DIN 13) | M 6 | 751516 |
| | M 8 | 751517 |
| | M 10 (M 16 - 63 x 1.5) | 751518 |
| | M 12 | 751519 |
| | M 14 - 16 | 751520 |
| | M 18 - 22 | 751521 |
| | M 24 - 27 | 751522 |
| | M 30 - 33 | 751523 |
| | M 36 - 39 | 751524 |
| | M 42 - 45 | 751525 |
| | M 48 - 52 | 751526 |
| | M 56 - 60 | 751527 |
| | M 64 - 72 | 751528 |
| Bolt threads UNC Unified Inch Screw Thread ASME B1.1 | UNC 1/4 - 20 | 751557 |
| | UNC 5/16 - 18 | 751558 |
| | UNC 3/8 - 16 | 751559 |
| | UNC 7/16 - 14 | 751560 |
| | UNC 1/2 - 13 | 751561 |
| | UNC 9/16 - 12 | 751562 |
| | UNC 5/8 - 11 | 751563 |
| | UNC 3/4 - 10 | 751564 |
| | UNC 7/8 - 9 | 751565 |
| | UNC 1 - 8 HSS ¹⁾ | 751566 |
| | UNC 1 1/8 - 7 | 751567 |
| | UNC 1 3/8 - 6 | 751568 |
| | UNC 1 3/4 - 5 | 751569 |
| UNC 2 - 2 1/4 - 4.5 | 751570 | |
| UNC 2 1/2 - 2 3/4 - 4 | 751571 | |

Chaser dies for other threads (e.g. bicycle threads, fine threads, BSW) and HSS chaser dies for materials above 500 N/mm² (MPa) that are difficult to cut on request. HSS chaser dies with 50% surcharge. ¹⁾ Some chasers only available in HSS. Chasers for left-hand threads 50% extra charge.

Thread tables

Taper Pipe Threads

| Whitworth Pipe Thread ISO 7-1, EN 10226 (DIN 2999, BSPT) External thread taper 1:16 Flank angle 55° | | |
|--|------------------------------|--------|
| Nominal Size R BSPT | Outside Ø of thread mm | T.P.I. |
| 1/16 | 7.723 | 28 |
| 1/8 | 9.728 | 28 |
| 1/4 | 13.157 | 19 |
| 3/8 | 16.662 | 19 |
| 1/2 | 20.955 | 14 |
| 3/4 | 26.441 | 14 |
| 1 | 33.249 | 11 |
| 1 1/4 | 41.910 | 11 |
| 1 1/2 | 47.803 | 11 |
| 2 | 59.614 | 11 |
| 2 1/2 | 75.184 | 11 |
| 3 | 87.884 | 11 |
| 4 | 113.030 | 11 |

| Standard Taper Pipe Thread NPT, ASME B 1.20.1 External thread taper 1:16 Flank angle 60° | | |
|---|------------------------------|--------|
| Nominal Size NPT | Outside Ø of thread mm | T.P.I. |
| 1/16 | 7.938 | 27 |
| 1/8 | 10.287 | 27 |
| 1/4 | 13.716 | 18 |
| 3/8 | 17.145 | 18 |
| 1/2 | 21.336 | 14 |
| 3/4 | 26.670 | 14 |
| 1 | 33.401 | 11.5 |
| 1 1/4 | 42.164 | 11.5 |
| 1 1/2 | 48.260 | 11.5 |
| 2 | 60.325 | 11.5 |
| 2 1/2 | 73.025 | 8 |
| 3 | 88.900 | 8 |
| 3 1/2 | 101.600 | 8 |
| 4 | 114.300 | 8 |

| Whitworth Pipe Thread ISO 228-1 (DIN 259, BSPP) External thread parallel Flank angle 55° | | |
|---|------------------------------|--------|
| Nominal Size G BSPP | Outside Ø of thread mm | T.P.I. |
| 1/16 | 7.723 | 28 |
| 1/8 | 9.728 | 28 |
| 1/4 | 13.157 | 19 |
| 3/8 | 16.662 | 19 |
| 1/2 | 20.955 | 14 |
| 3/4 | 26.441 | 14 |
| 1 | 33.249 | 11 |
| 1 1/4 | 41.910 | 11 |
| 1 1/2 | 47.803 | 11 |
| 2 | 59.614 | 11 |
| 2 1/2 | 75.184 | 11 |
| 3 | 87.884 | 11 |
| 3 1/2 | 100.330 | 11 |
| 4 | 113.030 | 11 |

| Straight Pipe Thread for Fixtures NPSM, ASME B 1.20.1 External thread parallel Flank angle 60° | | |
|---|------------------------------|--------|
| Nominal Size NPSM | Outside Ø of thread mm | T.P.I. |
| 1/8 | 10.083 | 27 |
| 1/4 | 13.360 | 18 |
| 3/8 | 16.815 | 18 |
| 1/2 | 20.904 | 14 |
| 3/4 | 26.264 | 14 |
| 1 | 32.842 | 11.5 |
| 1 1/4 | 41.605 | 11.5 |
| 1 1/2 | 47.676 | 11.5 |
| 2 | 59.715 | 11.5 |
| 2 1/2 | 72.161 | 8 |
| 3 | 88.062 | 8 |
| 3 1/2 | 100.787 | 8 |
| 4 | 113.436 | 8 |

Metric Bolt Thread

| Metric ISO Thread ISO 261 (DIN 13) External thread Flank angle 60° | | |
|---|------------------------------|-------------|
| Nominal Size M | Outside Ø of thread mm | Pitch mm |
| 6 | 5.974 | 1 |
| 8 | 7.972 | 1.25 |
| 10 | 9.968 | 1.5 |
| 12 | 11.966 | 1.75 |
| 14 | 13.962 | 2 |
| 16 | 15.962 | 2 |
| 18 | 17.958 | 2.5 |
| 20 | 19.958 | 2.5 |
| 22 | 21.958 | 2.5 |
| 24 | 23.952 | 3 |
| 27 | 26.952 | 3 |
| 30 | 29.947 | 3.5 |
| 33 | 32.947 | 3.5 |
| 36 | 35.940 | 4 |
| 39 | 38.940 | 4 |
| 42 | 41.937 | 4.5 |
| 45 | 44.937 | 4.5 |
| 48 | 47.929 | 5 |
| 52 | 51.929 | 5 |
| 56 | 55.925 | 5.5 |
| 60 | 59.925 | 5.5 |
| 64 | 63.920 | 6 |
| 68 | 67.920 | 6 |
| 72 | 71.920 | 6 |

American and British Bolt Threads

| Unified Inch Screw Thread UNC, ASME B 1.1 External thread Flank angle 60° | | |
|--|------------------------------|--------|
| Nominal Size UNC | Outside Ø of thread mm | T.P.I. |
| 1/4 | 6.322 | 20 |
| 5/16 | 7.907 | 18 |
| 3/8 | 9.491 | 16 |
| 7/16 | 11.076 | 14 |
| 1/2 | 12.661 | 13 |
| 9/16 | 14.246 | 12 |
| 5/8 | 15.834 | 11 |
| 3/4 | 19.004 | 10 |
| 7/8 | 22.176 | 9 |
| 1 | 25.349 | 8 |
| 1 1/8 | 28.519 | 7 |
| 1 1/4 | 31.694 | 7 |
| 1 3/8 | 34.864 | 6 |
| 1 1/2 | 38.039 | 6 |
| 1 3/4 | 44.381 | 5 |
| 2 | 50.726 | 4.5 |
| 2 1/4 | 57.076 | 4.5 |
| 2 1/2 | 63.421 | 4 |
| 2 3/4 | 69.768 | 4 |

| British Standard Parallel Screw Thread of Whitworth Form B.S.W. BS 84 (obsolete): External thread Flank angle 55° | | |
|---|------------------------------|--------|
| Nominal Size BSW | Outside Ø of thread mm | T.P.I. |
| 1/4 | 6.350 | 20 |
| 5/16 | 7.937 | 18 |
| 3/8 | 9.525 | 16 |
| 7/16 | 11.112 | 14 |
| 1/2 | 12.700 | 12 |
| 5/8 | 15.875 | 11 |
| 3/4 | 19.050 | 10 |
| 7/8 | 22.225 | 9 |
| 1 | 25.400 | 8 |
| 1 1/8 | 28.575 | 7 |
| 1 1/4 | 31.750 | 7 |
| 1 1/2 | 38.100 | 6 |
| 1 3/4 | 44.450 | 5 |
| 2 | 50.800 | 4.5 |
| 2 1/4 | 57.150 | 4 |
| 2 1/2 | 63.500 | 4 |
| 2 3/4 | 69.850 | 3.5 |

Threads for Electric Conduit

| Conduit Thread DIN 40 430 External thread parallel Flank angle 80° | | |
|---|------------------------------|--------|
| Nominal Size Pg | Outside Ø of thread mm | T.P.I. |
| 7 | 12.5 | 20 |
| 9 | 15.2 | 18 |
| 11 | 18.6 | 18 |
| 13.5 | 20.4 | 18 |
| 16 | 22.5 | 18 |
| 21 | 28.3 | 16 |
| 29 | 37 | 16 |
| 36 | 47 | 16 |
| 42 | 54 | 16 |
| 48 | 59.3 | 16 |

| Conduit Thread EN 60423 External thread parallel Flank angle 60° | | |
|---|------------------------------|-------------|
| Nominal Size M | Outside Ø of thread mm | Pitch mm |
| 16 | 15.968 | 1.5 |
| 20 | 19.968 | 1.5 |
| 25 | 24.968 | 1.5 |
| 32 | 31.968 | 1.5 |
| 40 | 39.968 | 1.5 |
| 50 | 49.968 | 1.5 |
| 63 | 62.968 | 1.5 |

Outside diameter of thread is always the maximum diameter, for taper pipe threads this is measured at the scale line.

Semi-automatic high-performance machine for efficient cutting of pipe threads. For industry, metalworking, installation.

| | |
|---------------|----------|
| Pipe threads | ¼ – 4" |
| Thread length | ≤ 120 mm |

REMS Unimat 77 – pipe threads up to 4".

Tangential-chaser-threading-system.

Fast working, short resetting time.

For single and series production.

Operating principle

Stationary material – rotating die head.

Design

Compact, rugged design for continuous use. Die head with regrindable tangential chasers in self centering holder system. After start-cutting with feed lever and rack mechanism self feeding action of die head (no guide thread). Welded, sturdy machine stand with large oil compartment and removeable chip drawer.

Drive

Robust worm gear and 2-stage spur gear. Proven and powerful pole-reversible three-phase motor, specially designed for threading. 2000/2300 W. Overload protection. Reverse switch for cutting right and left-hand threads. 4 spindle speeds 50, 25, 16, 8 rpm.

Clamping device

Self-centering universal vice for the complete range of pipe with specially toothed and hardened clamping jaws (¼ – ¾", 1 – 4"). Choice of manual or hydraulic clamping with operation by foot switch (working pressure 6 bar).

Automatic lubrication and cooling

Robust, proven oil pump with high pumping volume. Ample oil volume ensures longer life of chasers, gear and motor.

Universal automatic die head

Only **one** universal automatic die head for all threads. Fine adjustment of thread diameter with spindle and scale. Die head closes automatically and opens automatically when the required thread length is reached. After starting the thread via feed lever and rack the chaser-system initiates an automatic feed-forward of the die head. All threads can be cut in a single pass. Copying unit for tapered threads. Instead of changing the dies, additional quick-change die heads ensure shorter resetting time.

Chasers

The proven regrindable REMS tangential chasers with precise cutting geometry ensure an excellent start-cutting performance and clean threads. Tool steel chasers made of special hardened steel for material < 500 N/mm² (MPa). HSS chasers for hard-to-machine material ≥ 500 N/mm² (MPa). The chasers sit in a special holder system. Chasers and holders together form a threading set.

Thread-cutting oil

REMS Sanitol and REMS Spezial (page 49). Specially developed for threading. High cooling and lubricating effect. Essential for clean threads and longer service life of dies, tools and machines.

Nipple-threading

Efficient with the automatic internal clamping REMS Nippelfix ½ – 4" or with the manual internal clamping REMS Nippelspanner ¾ – 2" (page 48).



German Quality Product

Machining examples



Info





Supply format

REMS Unimat 77 Basic. Semi-automatic threading machine for pipe threads ¼ – 4". Machine on stand. Pole-reversible 3~ induction motor, 400 V, 50 Hz, 2000/2300 W, right and left-hand rotation. Die head speed 50, 25, 16, 8 rpm. Universal vice with clamping jaws 1 – 4", choice of manual or hydraulic/pneumatic operation. Automatic lubrication. 1 universal automatic die head for all threads, opens and closes automatically. Without threading sets, without closing lever. Electrical locking system of safety cover. Adjustment gauge. Wrench. In transport case.

| Description | Version | Art.-No. |
|--------------------------------|--|----------|
| REMS Unimat 77 Basic mS | manual clamping device | 770003 |
| REMS Unimat 77 Basic pS | Oil-hydraulic/pneumatic vice clamping device | 770004 |

Other voltages on request.

Accessories

Chasers and holders (threading set)

| Thread type | Size | Art.-No. |
|--|------------------------------|----------|
| Pipe threads R tapered, right-hand ISO 7-1 (EN 10226, DIN 2999, BSPT) | R ¼ – ¾ | 771110 |
| | R ½ – ¾ | 771120 |
| | R 1 – 2 | 771130 |
| | R 2½ – 4 | 771140 |
| Pipe threads G parallel, right-hand ISO 228-1 (DIN 259, BSPP) | G ¼ – ¾ | 771160 |
| | G ½ – ¾ HSS ¹⁾ | 771170 |
| | G 1 – 2 HSS ¹⁾ | 771180 |
| | G 2½ – 4 HSS ¹⁾ | 771190 |
| Pipe threads NPT tapered, right-hand Taper Pipe Thread ASME B1.20.1 | NPT ¼ – ¾ | 771210 |
| | NPT ½ – ¾ HSS ¹⁾ | 771220 |
| | NPT 1 – 2 HSS ¹⁾ | 771230 |
| | NPT 2½ – 4 HSS ¹⁾ | 771240 |
| Pipe threads NPSM parallel, right-hand Straight Pipe Thread ASME B1.20.1 | NPSM ¼ – ¾ | 771260 |
| | NPSM ½ – ¾ HSS ¹⁾ | 771270 |
| | NPSM 1 – 2 | 771280 |

Chasers (set)

| Thread type | Size | Art.-No. |
|--|------------------------------|----------|
| Pipe threads R tapered, right-hand ISO 7-1 (EN 10226, DIN 2999, BSPT) | R ¼ – ¾ | 751502 |
| | R ½ – ¾ | 751503 |
| | R 1 – 4 | 771136 |
| Pipe threads G parallel, right-hand ISO 228-1 (DIN 259, BSPP) | G ¼ – ¾ HSS ¹⁾ | 751506 |
| | G ½ – ¾ HSS ¹⁾ | 751507 |
| | G 1 – 4 HSS ¹⁾ | 771186 |
| Pipe threads NPT tapered, right-hand Taper Pipe Thread ASME B1.20.1 | NPT ¼ – ¾ HSS ¹⁾ | 751545 |
| | NPT ½ – ¾ HSS ¹⁾ | 751546 |
| | NPT 1 – 2 HSS ¹⁾ | 751547 |
| | NPT 2½ – 4 HSS ¹⁾ | 771246 |
| Pipe threads NPSM parallel, right-hand Straight Pipe Thread ASME B1.20.1 | NPSM ¼ – ¾ | 751550 |
| | NPSM ½ – ¾ HSS ¹⁾ | 751551 |
| | NPSM 1 – 2 | 751552 |

Dies and chaser dies for other threads and HSS chaser dies for materials above 500 N/mm² (MPa) that are difficult to cut on request. Dies and HSS chaser dies with 50% surcharge on chaser dies. ¹⁾Some threading sets and chasers only available in HSS. Threading sets and chasers for left-hand threads 50% extra charge.

| Description | Art.-No. |
|--|----------|
| Universal automatic die head, without threading sets, without closing lever | 771000 |
| Closing lever for closing and opening the chasers | |
| R for taper pipe threads, right-hand | 751040 |
| R-L for taper pipe threads, left-hand | 751050 |
| G for cylindrical pipe threads, right-hand | 751060 |
| G-L for cylindrical pipe threads, left-hand | 751070 |
| Clamping jaws ¼ – ¾" (pack of 2) | 773060 |

Thread-cutting oil see page 49.

Nipple holder see page 48.

REMS Herkules material supports, see page 105.



REMS Nippelspanner

Accessories for threading machines and hand die stocks of all types and makes

Manual pipe nipple chuck for internal clamping of short pipe pieces. For universal use.

Nipples and double nipples in standard and special lengths 3/8 – 2"

REMS Nippelspanner – efficient nipple-threading. Any length. Anywhere.

To be used universally for threading machines and for hand die stocks of all types and makes. For opening and non-opening die heads. Ideal accessory for REMS Amigo E, REMS Amigo, REMS Amigo 2 and REMS eva and other makes.

Ideal tool for using up short pipe pieces. Saves time and money.

Chucking and centering of pipe pieces by expanding of specially hardened spring steel segments.

Internal clamping, so no thread required for clamping.

Supply format

REMS Nippelspanner. Manual pipe nipple chuck for internal clamping of short pipe pieces.

| Description | Size | Art.-No. |
|---------------------------|--------|----------|
| REMS Nippelspanner | 3/8" | 110000 |
| | 1/2" | 110100 |
| | 3/4" | 110200 |
| | 1" | 110300 |
| | 1 1/4" | 110400 |
| | 1 1/2" | 110500 |
| | 2" | 110600 |

Supply format

REMS Nippelspanner Set. Manual pipe nipple chuck for internal clamping of short pieces of pipe. In sturdy steel case.

| Description | Art.-No. |
|-------------------------------------|----------|
| Set 1/2-3/4-1-1 1/4" | 110620 |
| Set 1/2-3/4-1-1 1/4-1 1/2-2" | 110621 |



German Quality Product



REMS Nippelfix

Accessories for threading machines with opening die head

Automatic pipe nipple chuck for internal clamping of short pipe pieces.

Nipples and double nipples in standard and special lengths 1/2 – 4"

REMS Nippelfix – efficient nipple-threading up to 4". Any length. Anywhere. Automatic internal clamping. Super fast and simple.

For threading machines with opening die head: Pipe turning machines, machines with rotating die head, threading devices.

Ideal tool for using up short pipe pieces. Saves time and money.

Automatic quick-chuck and centering of pipe piece. No tools.

Automatic release after completion of nipple. Production of nipples possible without taking the Nippelfix out of the clamping device.

Internal clamping, so no thread required for clamping.

Specially hardened and ground clamping jaws for fast and safe clamping.

Supply format

REMS Nippelfix. Automatic pipe nipple chuck for internal clamping of short pipe pieces.

| Description | Size | Art.-No. |
|-----------------------|--------|----------|
| REMS Nippelfix | 1/2" | 111000 |
| | 3/4" | 111100 |
| | 1" | 111200 |
| | 1 1/4" | 111300 |
| | 1 1/2" | 111400 |
| | 2" | 111500 |
| | 2 1/2" | 111700 |
| | 3" | 111800 |
| | 4" | 111900 |

Supply format

REMS Nippelfix Set. Automatic pipe nipple chuck for internal clamping of short pieces of pipe. In sturdy steel case.

| Description | Art.-No. |
|-------------------------------------|----------|
| Set 1/2-3/4-1-1 1/4" | 111620 |
| Set 1/2-3/4-1-1 1/4-1 1/2-2" | 111621 |



German Quality Product



REMS Spezial

Thread-cutting oil

High-alloyed mineral oil based thread-cutting oil.
For all materials.

For drinking water supplies, comply with local regulations! Mineral oil based thread cutting materials are not permitted for drinking water pipes in AUT, CHE, DEU, DNK and FRA for example.

REMS Spezial – high-alloyed mineral based thread-cutting oil, can be washed out with water. High lubricating and cooling effect.

Specially developed for threading. High lubricating and cooling effect. Essential for clean threads, long service life of dies, tools and machines.

Can be washed out with water, approved by experts.

Also well suited as a cooling lubricant for sawing metals.

REMS Spezial spray without CFC's, so ozone-harmless.

REMS Spezial squirt bottle without propellants. Refillable.



German Quality Product

Supply format

REMS Spezial. High-alloyed mineral based thread-cutting oil.

| Description | Packing | Art.-No. |
|---------------------|----------------------|----------|
| REMS Spezial | 5 l can | 140100 |
| | 10 l can | 140101 |
| | 50 l barrel | 140103 |
| | 600 ml spray | 140105 |
| | 500 ml squirt bottle | 140106 |

REMS Sanitol

Thread-cutting oil

Synthetic, mineral oil-free thread-cutting oil.
Specially for drinking water supplies. For all materials.

REMS Sanitol – mineral oil-free, ethanol-free. Completely water soluble. High lubricating and cooling effect.

Developed especially for drinking water pipes but also excellently suitable for universal thread cutting. High lubricating and cooling effect. Essential for clean threads, long service life of dies, tools and machines.

Completely water soluble. Mineral oil-free, ethanol-free. Therefore no negative influence on the drinking water in terms of appearance, smell and taste.

Red in colour for flushing control. Perfect corrosion protector.

Viscosity at -10°C: ≤ 250 mPa s (cP). Pumpable to -28°C.

Also well suited as a cooling lubricant for sawing metals.

REMS Sanitol spray without CFC's, so ozone-harmless.

REMS Sanitol squirt bottle without propellants. Refillable.



German Quality Product

Supply format

REMS Sanitol. Synthetic, mineral oil free thread-cutting oil specially for drinking water supplies and for universal use.

| Description | Packing | Art.-No. |
|---------------------|----------------------|----------|
| REMS Sanitol | 5 l can | 140110 |
| | 50 l barrel | 140113 |
| | 600 ml spray | 140115 |
| | 500 ml squirt bottle | 140116 |



DW-0201 AS2032



W1.303



7808-649

REMS roll grooving attachment

Roll grooving attachment

Robust, compact roll grooving attachment with oil hydraulic forward feed for grooving pipes of pipe coupling systems. For installation, sprinkler lines, commercial heating, industry and mining. For job site and workshop.

Steel pipes DN 25 – 300
1 – 12"
s ≤ 7.2 mm

Stainless steel pipes, copper, aluminium, PVC pipes

REMS roll grooving attachment – compact – universal. Oil hydraulic pressure cylinder for powerful in-feed of pressure roller.

Design

Compact, job site-proven. Robust metal housing for tough use. Handy, easy to transport, only 26 kg. Oil hydraulic pressure cylinder for powerful in-feed of pressure roller. Pressure build-up with hydraulic hand pump. Individually adjustable groove-depth-stop with fine adjustment, for automatic limitation of groove depth. Built-in ring gauge for automatic groove-depth-stop.

Grooving rollers

The proven REMS grooving rollers with perfectly size-adjusted pressure rollers and counterpressure rollers with well gripping axial knurls guarantee a secure rotation of the pipe and precise grooving. Grooving rollers machined from hardened special steel ensure extremely long service life. 3 pairs of groove rollers (pressure roller, counter-pressure roller) for the whole working range DN 25 – 300, 1 – 12", easy change. Grooving rollers Cu (pressure roller, counterpressure roller) for copper pipe 54 – 159 mm. Groove rollers INOX (pressure roller made of stainless steel, counter-pressure roller made of toughened, specially hardened steel, nickel-plated) for stainless steel pipes 1 – 1½", 2 – 6" and 8 – 12". Grooving rollers for aluminium, PVC pipes on request.

Drive

Only one roll grooving device for REMS Amigo, REMS Amigo 2, REMS Amigo 2 Compact, REMS Tornado and REMS Magnum. Fast, simple assembly. 3-face drive shaft of roll grooving attachment for secure clamping and optimum power transmission. Roll grooving attachments for threading machines of other makes, adjusted to support arm distance, diameter of support arm and spindle axis of the corresponding drive machine, on request.



German Quality Product



Info



Supply format

REMS roll grooving attachment. Roll grooving attachment for grooving pipes of pipe coupling systems DN 25 – 300, 1 – 12". Roll grooving attachment, hydraulic hand pump, built-in ring gauge for automatic groove-depth-stop, 1 pair of groove rollers (pressure roller, counter-pressure roller) 2 – 6", Allen key. For REMS Amigo, REMS Amigo 2, REMS Amigo 2 Compact, REMS Tornado and REMS Magnum or for other thread cutting machine makes. In a carton.

| Description | fit onto | Art.-No. |
|---------------------------------------|---|----------|
| REMS roll grooving attachment | REMS Amigo/ Amigo 2 Compact ¹⁾ REMS Amigo 2 ¹⁾ REMS Tornado ²⁾ REMS Magnum ²⁾ | 347000 |
| Roll grooving attachment R 300 | Ridgid 300 | 347001 |

¹⁾ Conversion kit Amigo/Amigo 2/Amigo 2 Compact (Art. No. 347007) required.

Can be used for roll grooving devices manufactured from 2014 onwards.


²⁾ Can only be used for roll grooving up to DN 200, 8" on T versions.

Roll grooving attachments for other makes on request.

Accessories

| Description | Art.-No. |
|--|----------|
| Grooving rollers 1 – 1½" (pair), for steel pipes | 347030 |
| Grooving rollers INOX 1 – 1½" (pair), for stainless steel pipes | 347053 |
| Grooving rollers 2 – 6" (pair), for steel pipes | 347035 |
| Grooving rollers INOX 2 – 6" (pair), for stainless steel pipes | 347046 |
| Grooving rollers 8 – 12" (set), for steel pipes | 347040 |
| Grooving rollers INOX 8 – 12" (pair), for stainless steel pipes | 347047 |
| Grooving rollers Cu 54 – 159 (pair) for Cu pipes | 347034 |
| Conversion kit Amigo / Amigo 2 / Amigo 2 Compact / Amigo 22V | 347007 |

REMS Herkules material supports, see page 105.



Powerful roll grooving machine for fast, economical grooving of pipes for pipe coupling systems. For installation, sprinkler lines, commercial heating, industry and mining. For job site and workshop.

Steel pipes DN 25 – 300
1 – 12"
s ≤ 7.2 mm

Stainless steel pipes, copper, aluminium, PVC pipes

REMS Collum – electrical roll grooving up to 12".
Fast and economical feed of the pressure roller with oil-hydraulic pressure cylinder.

Design

Robust, compact construction suitable for building sites. Favourable dimensions, favourable weight, roll grooving device with drive machine only 31 kg. For work bench. Stand or wheel stand as an accessory, for easy transport, optimum working height and stable positioning.

Drive

Fast and powerful, e.g. roll grooving of 6" steel pipe with REMS Collum in just 52 s. Sturdy, compact gear, maintenance-free. Robust, powerful 1200 W universal motor (REMS Collum and REMS Collum 2 Compact) or 1700 W universal motor (REMS Collum 2) for intensive use at large dimensions. Safety switch. Foot switch with coupling for ergonomic working as an accessory.

Roll grooving attachment

Compact, job site-proven. Robust metal housing for tough use. Handy, easy to transport, only 26 kg. Oil hydraulic pressure cylinder for powerful in-feed of pressure roller. Pressure build-up with hydraulic hand pump. Built-in ring gauge for automatic groove-depth-stop.

Grooving rollers

The proven REMS grooving rollers with perfectly size-adjusted pressure rollers and counterpressure rollers with well gripping axial knurls guarantee a secure rotation of the pipe and precise grooving. Grooving rollers machined from hardened special steel ensure extremely long service life. 3 pairs of groove rollers (pressure roller, counter-pressure roller) for the whole working range DN 25 – 300, 1 – 12", easy change. Grooving rollers Cu (pressure roller, counterpressure roller) for copper pipe 54 – 159 mm. Groove rollers INOX (pressure roller made of stainless steel, counter-pressure roller made of toughened, specially hardened steel, nickel-plated) for stainless steel pipes 1 – 1½", 2 – 6" and 8 – 12". Grooving rollers for aluminium, PVC pipes on request.

Material support

Extra sturdy REMS Herkules XL 12" material support for roll grooving of pipes up to 12" (page 105).



German Quality Product



Info



Wheel stand (Accessory)

Herkules 3B (Accessory)

Supply format

REMS Collum. Roll grooving attachment for grooving pipes of pipe coupling systems DN 25 – 300, 1 – 12". Roll grooving attachment, hydraulic hand pump, built-in ring gauge for automatic groove-depth-stop, 1 pair of groove rollers (pressure roller, counter-pressure roller) 2 – 6", Allen key. Choice of 3 drive units, with maintenance-free gear, powerful universal motor, safety switch. For workbench, stand or wheel stand. In a carton.

| Description | Version | Art.-No. |
|-------------------------|--|----------|
| Collum | Universal motor 230 V, 50 – 60 Hz, 1200 W, overload protection. 29 min ⁻¹ | 347006 |
| Collum 2 | Universal motor 230 V, 50 – 60 Hz, 1700 W. 28 min ⁻¹ | 347008 |
| Collum 2 Compact | Universal motor 230 V, 50 – 60 Hz, 1200 W, overload protection. 26 min ⁻¹ | 347009 |

Other voltages on request.

Accessories

| Description | Art.-No. |
|----------------------------------|----------|
| Stand | 849315 |
| Wheel stand | 849310 |
| Foot switch with coupling | 347010 |

REMS Herkules material supports, see page 105.

Grooving rollers and other accessories, see page 50.



Powerful, mobile, cordless roll grooving machine for fast, economical grooving of pipes for pipe coupling systems. For installation, sprinkler lines, commercial heating, industry and mining. For job site and workshop. Li-Ion 22V Technology. For battery and corded operation.

| | |
|-------------|--------------------------------------|
| Steel pipes | DN 25 – 300 1 – 12" s ≤ 7.2 mm |
|-------------|--------------------------------------|

Stainless steel pipes, copper, aluminium, PVC pipes

REMS Collum 22 V – electrical roll grooving up to 12".
Mobile, fast, economical. Feed of the pressure roller with oil-hydraulic pressure cylinder. Li-Ion 21.6 V, 9.0 Ah battery, for approx. 23 DN 100/4" grooves with one battery.

Design

Compact, robust, building site-compatible, mobile. Convenient dimensions, comfortable weight, cordless roll grooving machine with drive unit just 34 kg. Practical D-shaped handle with soft grip. Machine status check with overload protection of the drive unit against too high currents, with overheating protection by motor temperature monitoring (NTC), with electronic battery charging status check by a 2-coloured green/red LED. For work bench. Stand or wheel stand as an accessory, for easy transport, optimum working height and stable positioning.

Drive

Powerful and fast, e.g. roll grooving of 4" steel pipe in just 77 s. Solid, maintenance-free gear. Powerful battery motor 21.6 V, with high power reserve, 500W output, for intensive use with large dimensions. High grooving speed 27 – 20 rpm. Safety tip switch.

Battery or mains operation

Li-Ion 22V Technology. Highly resistant Li-Ion 21.6 V batteries with 9.0 Ah capacity for long service life. Light and powerful, for approx. 23 DN 100/4" grooves with one battery charge. Graduated charging status check by coloured LEDs. Operating temperature range –10 to +60 °C. No memory effect for maximum battery power. Rapid charger 100 – 240 V, 90 W. Rapid charger 100 – 240 V, 290 W, for shorter charging times, as accessory. Voltage supply 220 – 240 V/21.6 V, 40 A output, for mains operation instead of Li-Ion battery 21.6 V, as accessory.

Roll grooving attachment

Compact, job site-proven. Robust metal housing for tough use. Handy, easy to transport, only 26 kg. Oil hydraulic pressure cylinder for powerful in-feed of pressure roller. Pressure build-up with hydraulic hand pump. Built-in ring gauge for automatic groove-depth-stop.

Grooving rollers

The proven REMS grooving rollers with perfectly size-adjusted pressure rollers and counterpressure rollers with well gripping axial knurls guarantee a secure rotation of the pipe and precise grooving. Grooving rollers machined from hardened special steel ensure extremely long service life. 3 pairs of groove rollers (pressure roller, counter-pressure roller) for the whole working range DN 25 – 300, 1 – 12", easy change. Grooving rollers Cu (pressure roller, counterpressure roller) for copper pipe 54 – 159 mm. Groove rollers INOX (pressure roller made of stainless steel, counter-pressure roller made of toughened, specially hardened steel, nickel-plated) for stainless steel pipes 1 – 1½", 2 – 6" and 8 – 12". Grooving rollers for aluminium, PVC pipes on request.

Material support

Extra sturdy REMS Herkules XL 12" material support for roll grooving of pipes up to 12" (page 105).



German Quality Product



Info





Wheel stand (Accessory)

Herkules 3B (Accessory)



Stand (Accessory)

Herkules XL 12" (Accessory)



Supply format

REMS Collum 22V. Cordless roll grooving machine for grooving pipes for DN 25–300, 1–12" pipe coupling systems. Roll grooving attachment, hydraulic hand pump, built-in ring gauge for automatic groove-depth-stop, 1 pair of groove rollers (pressure roller, counter-pressure roller) 2–6", Allen key. Drive unit with maintenance-free gear, powerful battery motor 21.6V, 500 W. Safety switch. Right and left-hand rotation, machine status check with overload protection, temperature monitoring, battery charging status check. Universal support. Li-Ion 21.6V, 9.0Ah battery, 100–240V, 50–60 Hz, 90W rapid charger. For workbench, stand or wheel stand. In a carton.

| | |
|--|----------|
| | Art.-No. |
| | 347005 |

Other voltages on request.

Accessories

| Description | Art.-No. |
|--|----------|
| REMS Amigo 22V drive unit, without battery | 530004 |
| Battery Li-Ion 21.6V, 9.0Ah | 571583 |
| Rapid charger 100–240V, 50–60 Hz, 90W | 571585 |
| Rapid charger 100–240V, 50–60 Hz, 290W | 571587 |
| Voltage supply 220–240V/21.6V, 50–60 Hz, 40A, for mains operation instead of battery Li-Ion 21.6V | 571578 |
| Stand | 849315 |
| Wheel stand | 849310 |

REMS Herkules material supports, see page 105.

Grooving rollers and other accessories, see page 50.

REMS Lumen 2800 22V, cordless LED flood lamp, see page 107



Robust, compact high performance machine with roll grooving attachment for pipe grooving of pipe coupling systems. For installation, sprinkler lines, commercial heating lines, industry and mining.
For job site and workshop.

| | |
|-------------|--------------------------------------|
| Steel pipes | DN 25 – 300 1 – 12" s ≤ 7.2 mm |
|-------------|--------------------------------------|

Stainless steel pipes, copper, aluminium, PVC pipes

Pipe threads 1/8" – 2", 16 – 63 mm, bolt threads 6 – 60 mm, 1/4" – 2", with conversion kit.

REMS Magnum RG – the compact up to 12". Immensely powerful and extremely fast. Feed of the pressure roller with oil-hydraulic pressure cylinder.

Design

Robust, compact, job site-proven design. Favorable size and weight, e.g. REMS Magnum 2000 RG-T only 68 kg. Tool support. For workbench. Stand, collapsible wheel stand or wheel stand with material shelf, as an accessory, for easy transport, optimum working height and stable positioning.

Drive

Immensely powerful and fast, e.g. roll grooving of 6" steel pipe with REMS Magnum 2010 RG-T in just 40 s. Completely maintenance-free gear which runs in a sealed oil bath. Choice of 3 powerful motors (see REMS Magnum page 34). Operator-friendly safety foot switch with emergency-stop, 2-step, can be loaded with the full body weight during operation.

Roll grooving attachment

Compact, job site-proven. Robust metal housing for tough use. Handy, easy to transport, only 26 kg. Oil hydraulic pressure cylinder for powerful in-feed of pressure roller. Pressure build-up with hydraulic hand pump. Built-in ring gauge for automatic groove-depth-stop.

Grooving rollers

The proven REMS grooving rollers with perfectly size-adjusted pressure rollers and counterpressure rollers with well gripping axial knurls guarantee a secure rotation of the pipe and precise grooving. Grooving rollers machined from hardened special steel ensure extremely long service life. 3 pairs of groove rollers (pressure roller, counter-pressure roller) for the whole working range DN 25 – 300, 1 – 12", easy change. Grooving rollers Cu (pressure roller, counterpressure roller) for copper pipe 54 – 159 mm. Groove rollers INOX (pressure roller made of stainless steel, counter-pressure roller made of toughened, specially hardened steel, nickel-plated) for stainless steel pipes 1 – 1 1/2", 2 – 6" and 8 – 12". Grooving rollers for aluminium, PVC pipes on request.

Conversion kit for threading

Tool set 1/4" – 2" complete with universal automatic die head, dies for pipe threads, tapered, ISO 7-1 (DIN 2999, BSPT) R 1/2" – 3/4" and R 1 – 2" right-hand, pipe cutter, inner pipe deburrer, pressing lever, pump for automatic oiling, oil basin, chip tray.

Material support

Extra sturdy REMS Herkules XL 12" material support for roll grooving of pipes up to 12" (page 105).



German Quality Product



Info



Stand
(Accessory)



Wheel stand (Accessory)

Herkules 3B (Accessory)

Supply format

REMS Magnum RG. Roll grooving machine for pipe grooving of pipe coupling systems DN 25–300, 1–12". With maintenance-free gear, safety foot switch with emergency-stop, self-tightening quick-action hammer chuck, rear centering device, automatic lubrication and cooling, tool support. Choice of 3 motors. Roll grooving attachment, hydraulic hand pump, built-in ring gauge with automatic groove-depth-stop, 1 set of grooving rollers (pressure roller, counterpressure roller) 2–6", hexagon key. For workbench, stand, collapsible wheel stand or wheel stand with material shelf. In a carton.

| Description | Version | Art.-No. |
|------------------|--|----------|
| 2000 RG-T | Universal motor 230 V or 110 V, 50–60 Hz, 1700 W, 53 rpm. | 340230 |
| 2010 RG-T | Pole-reversible capacitor motor 230 V, 50 Hz, 2100 W, 52/26 rpm, also under full load. Extremely quiet running. | 340231 |
| 2020 RG-T | Pole-reversible 3~ induction motor 400 V, 50 Hz, 2000 W, 52/26 rpm, also under full load. Extremely quiet running. | 340232 |

Other voltages on request.

Accessories

| Description | Art.-No. |
|---|----------|
| Stand | 344105 |
| Wheel stand with material support | 344100 |
| Collapsible wheel stand | 344150 |
| REMS Herkules material supports, see page 105. | |
| Grooving rollers and other accessories, see page 50. | |
| Conversion kit Magnum RG-T to L-T for threading. | 340110 |











Collapsible wheel stand (Accessory)





Sawing

| | | |
|---|--|-----------|
|  | Universal electric reciprocating saws | 60 |
|  | Cordless universal reciprocating saw | 62 |
|  | Electric reciprocating pipe saws | 64 |
|  | Pneumatic reciprocating pipe saw | 66 |
|  | Cordless pipe reciprocating saw | 68 |
|  | Saw blades for reciprocating saws | 70 |
|  | Circular pipe sawing machine | 72 |
|  | Universal circular metal sawing machine | 73 |



Aggressive orbital action by vertical hacking motion of saw blade provides forceful, fast forward feed, excellent chip flow and long service life of saw blades.

Fixed orbital action, running in needle bearings, ensures long-lasting and forceful sawing also during extreme load conditions, e.g. sawing of steel pipe. Adjustable mechanisms with a great variety of parts and a reduced system stability do not withstand the high in-feed pressure and the heavy-duty requirements of forceful cutting of steel pipes, particularly when a guide support with leverage is being used.

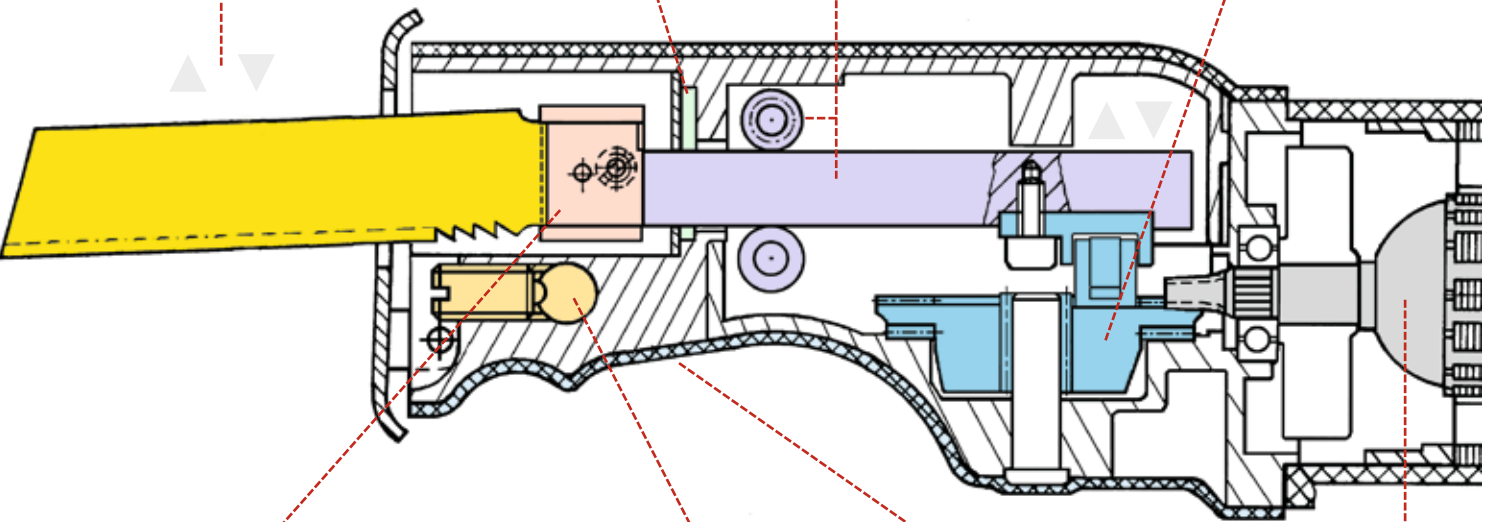


Sturdy, square lift rod in special solid steel, mounted precisely in needle bearings towards the force direction and along the complete stroke length, for distortion-free, precise cutting also during tough use and by applying multiple sawing force, e.g. using a guide support with leverage. For extremely long service life.

Special high sliding silicone gasket protects gear against water and dust.



Super stable, water and dust resistant, maintenance-free oscillating gear enables a simultaneous generation of saw and orbital stroke of lift rod and saw blade. Allround needle bearing mounted crank drive (ANC) reduces friction, heat generation, wear. Thus long service life also at extreme sawing.



Universal saw blade clamp for mounting all saw blades – with universal or double tang – without changing or turning the saw blade thrust piece.



Guide support for 400 % additional sawing force for fast, effortless sawing. Also for effortless demolition work.

V/bar
Drive motors
230 V, 110 V, 48 V,
22 V, 6 bar

Ergonomically shaped front housing grip with slip resistant protection cover, for forceful feed forward while sawing free-hand.



Vario-Electronic

Electronic stepless speed control of drive unit for sensitive start-sawing and for stroke selection during sawing according to the material. The stroke speed is controlled continuously by variable pressure on the touch switch from 0 to 2,800 rpm (REMS Puma VE), 0 to 2,400 rpm (REMS Cat VE, REMS Tiger VE) or 0 to 1,900 rpm (REMS Cat 22V VE, REMS Tiger 22V VE) (accelerator switch).



Ideal speed

Deliberately fixed speed. Therefore optimum cutting speed for maximum protection of motor and gear and maximum service life of saw blades.

The ideal cutting speed of 2,400 rpm has been determined by extensive sawing tests with steel pipe which lead to optimum performance in combination with the aggressive, fixed orbital action, guide support and REMS special saw blade.



Power-transferring guide support

For assembly and dismantling. Guide support with five-fold force transmitting leverage allows effortless, fast, right angled sawing anywhere on site, without a vice. Ideal handling, easy and rapid to operate, positioned with one hand only for chucking and sawing. No loose swinging chain and cumbersome handling as with chain vice. No danger of jamming by limitation of swing angle. 400% additional sawing force for effortless, super fast sawing during assembly and dismantling, e.g. 2" steel pipe in only 8 s. Straight machine handle for optimum forward feed.



Speed-Regulation

Stepless electronic speed control of drive unit for selecting the speed according to the material. Ideal for sawing stainless steel pipe, cast pipe and for sawing boilers, tanks, bath tubs etc. The speed is continuously adjustable between 700 and 2,200 rpm on the dial. The electronic speed control which is being used keeps the selected speed constant, also under load, including speed generator, control electronics, residual current limitation for sensitive start-sawing, motor temperature control of field wires with PTC resistance (Positive Temperature Coefficient) and stall protection of gear and motor.



Weight

High sawing efficiency at low weight by innovative, proven technology and perfect tuning of all components. For effortless, fatigue-free sawing and easy handling.



Power

All power data stated to be understood as the rated power input. The drive motors of REMS reciprocating saws have a very high efficiency of approx. 65% thanks to an outstanding technology and quality. Therefore the user has a high power output available which is useful particularly for sawing difficult-to-cut materials, e.g. steel pipe. High power output can only be used fully by levered sawing, e.g. with the REMS guide support.



Drive Motors

Depending on model universal motors of voltages of 230 V, 110 V, 48 V, battery motors 22 V or pneumatic motors for 6 bar operating pressures are used. All drive motors are extremely powerful, fulfill highest quality demands and come with large power reserves, for long service life.



Saw blade holder with quick-change system

Practical saw blade holder with quick-change system for fast saw blade changing without tools. For holding single tang saw blades.



Continuously adjustable support shoe

Swivel support shoe for safe guiding of the saw on the material to be sawn. Support shoe continuously adjustable in longitudinal direction by 40 mm for better utilisation of partially blunted saw blades and for setting the plunge-in depth of the saw blade in the material.



Anti-vibration system

Special drive technology with mass compensation and vibration damping handles. For low vibration, effortless sawing.



Saw blade can be inserted turned 180°.

Saw blade can be inserted with the teeth facing down or turned 180° facing up for cuts in confined spaces with difficult access.

REMS Puma VE

Universal electric reciprocating saw

Powerful power tool for universal free-hand sawing. Only 3.8 kg. Ideal for assembly, disassembly, repair.

Many materials, e.g. wood, wood with nails, pallets, metal, even stainless steel, cast iron, breeze blocks, plaster boards, pumice stone, brick

REMS Puma VE – the powerful universal saw with anti-vibration system. Quick saw blade change without tools. Adjustable support shoe.

Universal use

Can be used anywhere, free hand, over head, in tight corners, flush with the wall. Extremely versatile and powerful. For all sawing work on the building site and for rescue and emergency operations. Also for plunge-cut sawing.

Design

Powerful, suitable for building sites. Handy, easy grip shape. Only 3.8 kg. Ergonomically designed front housing grip with non-slip, heat insulating protective jacket with soft grip, for powerful sawing thrust. Practical D-shaped handle with vibration damping soft grip. Drive rod runs in an enclosed drive housing for safe work. Large saw blade stroke, 30 mm, for better cut clearance. Fast stroke speed up to 2,800 rpm for fast sawing thrust and effective sawing. Robust crank drive, maintenance-free. High sliding special seal. Powerful, high capacity universal motor with large power reserve, 1,300 W, safety switch. 4 m long connecting lead. Safety switch.

Anti-vibration system

Special drive technology with mass compensation and vibration damping handles. For low vibration, effortless sawing.

Vario-Electronic

Continuous electronic stroke speed control for gentle start of sawing and selection of a stroke speed suitable for the material. The stroke speed can be continuously controlled by variable pressure on the safety switch from 0 to 2,800 rpm (accelerator switch).

Saw blade holder with quick-change system



Practical saw blade holder with quick-change system for fast saw blade changing without tools. For holding single tang saw blades. Saw blade can be inserted with the teeth facing down or turned 180° facing up for cuts in confined spaces with difficult access.

REMS saw blades

Full range of REMS saw blades for free-hand sawing of different materials (page 71).

Continuously adjustable support shoe

Swivel support shoe for safe guiding of the saw on the material to be sawn. Support shoe continuously adjustable in longitudinal direction by 40 mm for better utilisation of partially blunted saw blades and for setting the plunge-in depth of the saw blade in the material. For economical working.



Info

Supply format


REMS Puma VE Set. Electric universal reciprocating saw with Vario-Electronic (VE) for free-hand sawing, with anti-vibration system. Drive machine with D-shaped handle with soft grip, maintenance-free crank drive, powerful 230 V, 50–60 Hz, 1,300 W universal motor, safety switch, connecting cable 4 m. Continuous electronic stroke speed control (accelerator switch) 0 to 2,800 rpm. 30 mm stroke. Saw blade holder with quick-change system Adjustable support shoe. Hexagon key, 1 REMS saw blade 210-1.8/2.5. In sturdy steel case.

| | | |
|--|----------|--|
| | Art.-No. | |
| | 560023 | |

Other voltages on request.

Accessories

| | | |
|-------------------------------------|----------|--|
| Description | Art.-No. | |
| REMS Puma VE drive unit | 560003 | |
| REMS saw blades see page 71. | | |
| Steel case | 566051 | |



REMS Cat VE

Universal electric reciprocating saw

Powerful, robust, handy power tool for universal free-hand sawing. Only 3.0 kg. Ideal for assembly, dismantling, repair.

Many materials, e.g. wood, wood with nails, pallets, metal, even stainless steel, cast iron, breeze blocks, plaster boards, pumice stone, brick

Especially also for steel pipes

REMS Cat VE – saws anything, anywhere.

Extremely versatile and powerful.

Robust and handy.

Universal use

Ready for use anywhere, free-hand, overhead, in confined areas, flush to wall. Extremely versatile and efficient. Especially also for sawing metal pipes, sawing up boilers, tanks, bath tubs. For rescue and emergency operations. Also for plunge-cut sawing.

Design

Robust, job site-proven. Slender, handy design. Super light, only 3.0 kg. Ergonomically shaped front housing grip with slip resistant, heat insulating protection cover with soft grip, for forceful feed forward. Proven D-shaped handle. Swivel support shoe for safe guiding of the saw on the material to be sawn. High sliding silicone gasket protects gear against water and dust. Powerful universal motor with ample reserve capacity, 1050 W. Safety tip switch.

Sturdy, square lift rod

In special solid steel, mounted precisely in needle bearings towards the force direction and along the complete stroke length, for distortion-free, precise cutting also during tough use. For extremely long service life. Drive rod runs in an enclosed housing for safe work.

Oscillating drive with ANC

Super stable, water and dust resistant, maintenance-free oscillating drive for simultaneous generation of sawing stroke and orbital action of lift rod and saw blade. Allround needle bearing mounted crank drive (ANC) reduces friction, heat generation, wear. For long service life of drive also at extreme sawing.

Aggressive orbital action

Aggressive orbital action by vertical hacking motion of saw blade provides forceful, fast forward feed, excellent chip flow and long service life of saw blades. Fixed orbital action, running in needle bearings, ensures long-lasting and forceful sawing also during extreme load conditions, e.g. sawing of steel pipe.

Vario-Electronic

Electronic stepless speed control of drive unit for sensitive start sawing and for speed selection during sawing. The speed is controlled by pressing the tip switch steplessly from 0 to 2,400 rpm (acceleration switch).

Universal saw blade clamp

All saw blades – with universal or double tang – can be clamped without changing or turning the saw blade thrust piece.

REMS universal saw blade

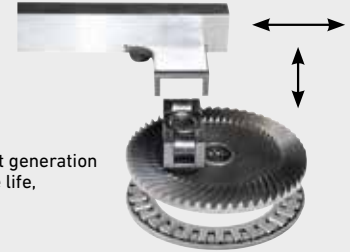
Only 1 REMS universal saw blade (page 70) for all sawing work instead of many different saw blades. Double tang for free-hand sawing and sawing with guide holder.

REMS saw blades

Full range of REMS saw blades for free-hand sawing of different materials (page 71).



ANC



- reduced friction and wear
- substantially reduced heat generation
- for extremely long service life, also during tough use



German Quality Product

Tested by electrosuisse



Info



Supply format

REMS Cat VE Set. Electric universal reciprocating saw with Vario-Electronic (VE) for free-hand sawing. Drive unit with D-shaped handle, maintenance-free, water and dust resistant oscillating drive with allround needle bearing mounted crank drive (ANC), aggressive orbital action, powerful universal motor 230 V or 110 V, 50–60 Hz, 1050 W, safety tip switch. Electronic stepless speed control (acceleration switch) 0 to 2,400 rpm. Universal saw blade clamp. Hexagon key. 1 REMS universal saw blade 150-1.8/2.5. In sturdy steel case.

| | |
|--|----------|
| | Art.-No. |
| | 560040 |

Other voltages on request.

Accessories

| | |
|--|----------|
| Description | Art.-No. |
| REMS Cat VE drive unit | 560004 |
| REMS saw blades see page 70 – 71. | |
| Steel case | 566005 |



REMS Cat 22V VE

Cordless universal reciprocating saw

Powerful, mobile, handy power tool for universal free-hand sawing. Only 3.1 kg. Ideal for assembly, dismantling, repair. Li-Ion 22V Technology. For battery and corded operation.

Many materials, e.g. wood, wood with nails, pallets, metal, even stainless steel, cast iron, breeze blocks, plaster boards, pumice stone, brick

Especially also for steel pipes

REMS Cat 22V VE – saws anything, anywhere. Mobile, handy, light. Li-Ion 21.6V, 5.0 Ah battery, for approx. 75 1" steel pipe cuts with one battery charge.

Universal use

Ready for use anywhere, free-hand, overhead, in confined areas, flush to wall. Mains independent. Extremely versatile and efficient, particularly for metal. Saws metal pipes, boilers, tanks, bath tubs, window frames, etc., for rescue and disaster service operations. Also for plunge-cut sawing.

Design

Robust, job site-proven. Mobile, handy, light. Drive unit with battery pack weighs only 3.1 kg. Slim form. Ergonomically shaped front housing grip with slip resistant, heat insulating protection cover with soft grip, for forceful feed forward. Practical D-shaped handle with soft grip. Swivel support shoe for safe guiding of the saw on the material to be sawn. High sliding silicone gasket protects gear against water and dust. Powerful 21.6 V battery motor with ample reserve capacity, 500 W output. Safety tip switch. Machine status check with overload protection of the drive unit against too high currents, with overheating protection by motor temperature monitoring (NTC), with electronic battery charging status check with charging level indication by a 2-coloured green/red LED.

Sturdy, square lift rod

In special solid steel, mounted precisely in needle bearings towards the force direction and along the complete stroke length, for distortion-free, precise cutting also during tough use. For extremely long service life.

Oscillating drive with ANC

Super stable, water and dust resistant, maintenance-free oscillating drive for simultaneous generation of sawing stroke and orbital action of lift rod and saw blade. Allround needle bearing mounted crank drive (ANC) reduces friction, heat generation, wear. For long service life of drive also at extreme sawing.

Vario-Electronic

Electronic stepless speed control of drive unit for sensitive start sawing and for speed selection during sawing. The speed is controlled by pressing the tip switch steplessly from 0 to 1,900 rpm (acceleration switch).

Aggressive orbital action

Aggressive orbital action by vertical hacking motion of saw blade provides forceful, fast forward feed, excellent chip flow and long service life of saw blades. Fixed orbital action, running in needle bearings, ensures long-lasting and forceful sawing also during extreme load conditions, e.g. sawing of steel pipe.

Battery or mains operation

Li-Ion 22V Technology. Highly resistant Li-Ion 21.6V battery with 5.0 Ah or 9.0 Ah capacity, for long service life. Light and powerful. Li-Ion 21.6V, 5.0 Ah battery, for approx. 75 1" steel pipe cuts, 9.0 Ah for approx. 140 1" steel pipe cuts with one battery charge. Graduated charging status check by coloured LEDs. Operating temperature range – 10 to + 60 °C. No memory effect for maximum battery power. Rapid charger 100–240V, 90W. Rapid charger 100–240V, 290W, for shorter charging times, as accessory. Voltage supply 220–240V/21.6V, 40 A output, for mains operation instead of Li-Ion battery 21.6 V, as accessory.

Universal saw blade clamp

All saw blades – with universal or double tang – can be clamped without changing or turning the saw blade thrust piece.

REMS universal saw blade

Only 1 REMS universal saw blade (page 70) for all sawing work instead of many different saw blades. Double tang for free-hand sawing and sawing with guide holder.

REMS saw blades

Full range of REMS saw blades for free-hand sawing of different materials (page 71).



German Quality Product



Supply format

REMS Cat 22V VE Set. Battery driven universal reciprocating saw with Vario-Electronic (VE) for free-hand sawing. Drive unit with D-shaped handle, maintenance-free, water and dust resistant oscillating drive with allround needle bearing mounted crank drive (ANC), aggressive orbital action, powerful 21.6 V battery motor, safety tip switch. Electronic stepless speed control (acceleration switch) 0 to 1,900 rpm. Machine status check with overload protection, temperature monitoring, battery charging status check. Li-Ion 21.6V, 5.0Ah battery, 100–240V, 50–60 Hz, 90W rapid charger. Universal saw blade clamp. Hexagon key. 1 pcs REMS universal saw blade 150-1.8/2.5. In sturdy steel case.

| | Art.-No. |
|--|----------|
| | 560052 |

Other voltages on request.



Accessories

| Description | Art.-No. |
|---|----------|
| REMS saw blades see page 70 – 71. | |
| REMS Cat 22V VE drive unit, without battery | 560010 |
| Battery Li-Ion 21.6V, 5.0 Ah | 571581 |
| Battery Li-Ion 21.6V, 9.0 Ah | 571583 |
| Rapid charger 100–240V, 50–60 Hz, 90W | 571585 |
| Rapid charger 100–240V, 50–60 Hz, 290W | 571587 |
| Voltage supply 220–240V/21.6V, 50–60 Hz, 40A, for mains operation instead of battery Li-Ion 21.6V | 571578 |
| Steel case with inlay | 566030 |
| REMS Lumen 2800 22V, cordless LED flood lamp, see page 107 | |



Powerful, robust, handy power tool with force-transmitting guide holder for effortless, fast, right-angled sawing everywhere on site, without a vice. Also for universal free-hand sawing. Only 3.0 kg. Ideal for assembly, dismantling, repair.

Ideal for steel pipes and others.

Many materials, e.g. wood, wood with nails, pallets, metal, even stainless steel, cast iron, breeze blocks, plaster boards, pumice stone, brick

For materials that are difficult to cut, e.g. stainless steel pipes, hard cast iron, use the REMS Tiger SR with electronic stroke speed control.

REMS Tiger – the saw for the pipe fitter.

Saws effortless, fast, right angle.

Robust and handy.

Power-transferring guide support

400% additional sawing force for effortless, super fast sawing, e.g. 2" steel pipe in only 8 s. For assembly and dismantling. Guide support with five-fold force transmitting leverage allows effortless, fast, right angled sawing anywhere on site, without a vice. Ideal handling, easy and rapid to operate, positioned with one hand only for chucking and sawing. No loose swinging chain and cumbersome handling as with chain vice. No danger of jamming by limitation of swing angle. For optimum in-feed with guide support a straight machine handle is advantageous.

Right angle sawing

Right angle cut thanks to REMS guide support and REMS special saw blade. Essential for subsequent operations in pipe installation.

REMS special saw blade

REMS special saw blade (page 70), extra thick, rigid and unbendable, double tang, absolutely essential for right-angled sawing and fast disassembly of steel pipes with force-transmitting guide holder.

REMS universal saw blade

Only 1 REMS universal saw blade (page 70) for all sawing work instead of many different saw blades. Double tang for free-hand sawing and sawing with guide holder.

REMS saw blades

Full range of REMS saw blades for free-hand sawing of different materials (page 71).

Universal saw blade clamp

All saw blades – with universal or double tang – can be clamped without changing or turning the saw blade thrust piece.

Design

Robust, job site-proven. Slender, handy design. Super light, only 3.0 kg. Can be used anywhere. Ergonomically shaped front housing grip with slip resistant protection cover for forceful feed forward during free-hand sawing. Choice of practical D-shaped handle, advantageous during free-hand sawing, or straight machine handle, advantageous during sawing with guide support. Swivel support shoe for safe guiding of the saw on the material to be sawn. High sliding silicone gasket protects gear against water and dust. Powerful universal motor with ample reserve capacity, 1050 W respectively 1400 W (REMS Tiger SR). Safety tip switch. Choice of drive unit with fixed, ideal speed, electronic speed control (Vario-Electronic) or electronic speed regulation. Overload protection (REMS Tiger) protects motor, gear and saw blade. The electronic tachometer speed controller (REMS Tiger SR) used for control keeps the preselected number of strokes constant even under load and includes tachogenerator, electronic control, start-up current limiter for soft start-up, overheating protection by temperature monitoring of the field winding of the motor with PTC resistance (Positive Temperature Coefficient) and blocking protection for gearbox and motor.

Sturdy, square lift rod


In special solid steel, mounted precisely in needle bearings towards the force direction and along the complete stroke length, for distortion-free, precise cutting also during tough use. For extremely long service life. Drive rod runs in an enclosed housing for safe work.

Oscillating drive with ANC

Super stable, water and dust resistant, maintenance-free oscillating drive for simultaneous generation of sawing stroke and orbital action of lift rod and saw blade. Allround needle bearing mounted crank drive (ANC) reduces friction, heat generation, wear. For long service life of drive also at extreme sawing.


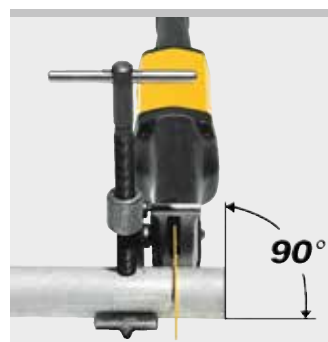

Aggressive orbital action

Aggressive orbital action by vertical hacking motion of saw blade provides forceful, fast forward feed, excellent chip flow and long service life of saw blades. Fixed orbital action, running in needle bearings, ensures long-lasting and forceful sawing also during extreme load conditions, e.g. sawing of steel pipe. Adjustable mechanisms with a great variety of parts and a reduced system stability do not withstand the high feed forward pressure and the heavy-duty requirements of forceful cutting of steel pipes, particularly when a guide support with leverage is being used.



German Quality Product

Tested by electrosuisse >>>



REMS Tiger/VE/SR

Electric reciprocating pipe saws

Ideal speed (REMS Tiger)

Deliberately fixed speed. Therefore optimum cutting speed for maximum protection of motor and gear and maximum service life of saw blades. The ideal cutting speed of 2,400 rpm has been determined by extensive sawing tests with steel pipe which lead to optimum performance in combination with the aggressive, fixed orbital action, guide support and REMS special saw blade.

Vario-Electronic (REMS Tiger VE)

Electronic stepless speed control of drive unit for sensitive start-sawing and for speed selection during sawing according to the material. Also for plunge-cut sawing. The stroke speed can be continuously controlled by variable pressure on the safety switch from 0 to 2,400 rpm (accelerator switch).

Speed Regulation (REMS Tiger SR)

Stepless electronic speed control of drive unit for selecting the stroke according to the material. Ideal for sawing stainless steel pipe, cast pipe and for sawing boilers, tanks, bath tubs etc. Also for plunge-cut sawing. The number of strokes is steplessly adjustable on the dial from 700 to 2,200 rpm.



Anywhere,
without vice!



German Quality Product



Supply format

REMS Tiger Set. Electric reciprocating pipe saw for effortless, fast, right angle sawing with guide support and for free-hand sawing. Drive unit with straight machine handle, maintenance-free, water and dust resistant oscillating drive with allround needle bearing mounted crank drive (ANC), aggressive orbital action, powerful universal motor 230 V or 110 V, 50–60 Hz, 1050 W, safety tip switch. Fixed stroke 2,400 rpm. Overload protection. Universal saw blade clamp. Hexagon key. Guide support 2". 2 pcs. REMS special saw blades 2"/140-3.2. In sturdy steel case.

| | |
|--|----------|
| | Art.-No. |
| | 560020 |

Other voltages, also 48 V on request.

Supply format

REMS Tiger VE Set. Electric reciprocating pipe saw with Vario-Electronic for effortless, fast, right angle sawing with guide support and for free-hand sawing. Drive unit with D-shape handle, maintenance-free, water and dust resistant oscillating drive with allround needle bearing mounted crank drive (ANC), aggressive orbital action, powerful universal motor 230 V or 110 V, 50–60 Hz, 1050 W, safety tip switch. Electronic stepless speed control (acceleration switch) 0 to 2,400 rpm. Universal saw blade clamp. Hexagon key. Guide support 2". 2 pcs. REMS special saw blades 2"/140-3.2. In sturdy steel case.

| | |
|--|----------|
| | Art.-No. |
| | 560027 |

Other voltages on request.

Supply format

REMS Tiger SR Set. Electric reciprocating pipe saw with speed regulation (SR) for effortless, fast, right angle sawing with guide support and for free-hand sawing. Drive unit with straight machine handle, maintenance-free, water and dust resistant oscillating drive with allround needle bearing mounted crank drive (ANC), aggressive orbital action, powerful universal motor 230 V or 110 V, 50–60 Hz, 1400 W, safety tip switch. Stepless electronic speed control 700 to 2,200 rpm with sensitive start-sawing, speed generator, temperature control and stall protection. Universal saw blade clamp. Hexagon key. Guide support 2". 2 pcs. REMS special saw blades 2"/140-3.2. In sturdy steel case.

| | |
|--|----------|
| | Art.-No. |
| | 560026 |

Other voltages on request.

Accessories

| | |
|--|----------|
| Description | Art.-No. |
| REMS Tiger drive unit | 560000 |
| REMS Tiger VE drive unit | 560008 |
| REMS Tiger ANC SR drive unit | 560001 |
| REMS saw blades see page 70–71. | |
| Guide support 2" , for pipes \varnothing 1/2–2" | 563000 |
| Guide support 4" , for pipes \varnothing 2 1/2–4" | 563100 |
| Guide support 6" , for pipes \varnothing 5–6" | 563200 |
| Dual purpose holder for sawing and threading, with REMS Tiger and REMS Amigo E, Amigo, Amigo 2 | 543100 |
| Protective cap for guide support 2" , 4" and 6", for clamping of thin-walled material | 563008 |
| Steel case | 566051 |



REMS Tiger pneumatic

Pneumatic reciprocating pipe saw

Powerful, robust, handy compressed air tool with force-transmitting guide holder for effortless, fast, right-angled sawing everywhere on site, without a vice. Also for universal free-hand sawing. Ideal for use in dangerous, e.g. in wet environment. For assembly, dismantling, repair.

Ideal for steel pipes and others.

Many materials, e.g. wood, wood with nails, pallets, metal, even stainless steel, cast iron, breeze blocks, plaster boards, pumice stone, brick

For materials that are difficult to cut, e.g. stainless steel pipes, hard cast iron, use the REMS Tiger SR with electronic stroke speed control.

REMS Tiger pneumatic – for sawing in dangerous environment.

Saws effortless, fast, right-angle. Force transmitting guide support for 400 % more sawing power. Sturdy, square lift rod. Oscillating drive with ANC.

Aggressive orbital action for fast feed forward sawing and long service life of saw blades. Universal saw blade clamp.

Design

Robust, job site-proven. Slender, handy design. Super light, only 3.8 kg. Can be used anywhere. Ergonomically shaped front housing grip with slip resistant, heat insulating protection cover with soft grip, for forceful feed forward during free-hand sawing. Swivel support shoe for safe guiding of the saw on the material to be sawn. High sliding silicone gasket protects gear against water and dust. Powerful pneumatic motor with ample reserve capacity, 1000 W. Stroke speed control (accelerator switch) 0 to 1,700 rpm. Operating pressure 6 bar, air consumption $\leq 1.6 \text{ m}^3/\text{min}$. Safety switch with lock.

Additional description see REMS Tiger, page 64–65.



German Quality Product



Info



3.8 kg 1000 W 6 bar



Supply format

REMS Tiger pneumatic Set. Pneumatic reciprocating pipe saw for effortless, fast, right angle sawing with guide support and for free-hand sawing. Drive unit with straight machine handle, maintenance-free, water and dust resistant oscillating drive with allround needle bearing mounted crank drive (ANC), aggressive orbital action, powerful pneumatic 1000 W, operating pressure 6 bar, safety switch with lock. Stroke speed control (accelerator switch) 0 to 1,700 rpm. Air inlet hose, air outlet hose. Universal saw blade clamp. Hexagon key. Guide support 2". 2 pcs. REMS special saw blades 2"/140-3.2. In sturdy steel case.

| Art.-No. |
|----------|
| 560022 |

Accessories

| Description | Art.-No. |
|--|----------|
| REMS saw blades see page 70–71. | |
| REMS Tiger pneumatic drive unit | 560002 |
| Guide support 2" , for pipes $\varnothing \frac{1}{8} - 2"$ | 563000 |
| Guide support 4" , for pipes $\varnothing 2\frac{1}{2} - 4"$ | 563100 |
| Guide support 6" , for pipes $\varnothing 5 - 6"$ | 563200 |
| Dual purpose holder for sawing and threading, with REMS Tiger and REMS Amigo E, Amigo, Amigo 2 | 543100 |
| Protective cap for guide support 2", 4" and 6" , for clamping of thin-walled material | 563008 |
| Steel case | 566051 |





REMS

Spezial 2" / 140-3,2 HSS-Bi Made in Germany
Art.-Nr. 501001

ANC

REMS
22V VR

REMS
22V OPEN

REMS
22V

REMS 22V 9.0

REMS 55A 8.0

REMS

REMS

REMS

REMS

REMS

REMS

REMS

REMS

REMS

REMS

Powerful, mobile, handy power tool with force-transmitting guide holder for effortless, fast, right-angled sawing everywhere on site, without a vice. Also for universal free-hand sawing. Only 3.4 kg. Ideal for assembly, dismantling, repair. Li-Ion 22V Technology. For battery and corded operation.

Ideal for steel pipes and others.

Many materials, e.g. wood, wood with nails, pallets, metal, even stainless steel, cast iron, breeze blocks, plaster boards, pumice stone, brick

REMS Tiger 22 V VE – the saw for the pipe fitter.

Saws effortless, fast, right angle. Mobile, handy, light. Li-Ion 21.6V, 9.0 Ah battery, for approx. 80 1" steel pipe cuts with guide holder for approx. 140 1" steel pipe cuts without guide holder with one battery charge.

Power-transferring guide support

400% additional sawing force for effortless, super fast sawing, e.g. 2" steel pipe in only 11 s. For assembly and dismantling. Guide support with five-fold force transmitting leverage allows effortless, fast, right angled sawing anywhere on site, without a vice. Ideal handling, easy and rapid to operate, positioned with one hand only for chucking and sawing. No loose swinging chain and cumbersome handling as with chain vice. No danger of jamming by limitation of swing angle.

Right angle sawing

Right angle cut thanks to REMS guide support and REMS special saw blade. Essential for subsequent operations in pipe installation.

REMS special saw blade

REMS special saw blade (page 70), extra thick, rigid and unbendable, double tang, absolutely essential for right-angled sawing and fast disassembly of steel pipes with force-transmitting guide holder.

REMS universal saw blade

Only 1 REMS universal saw blade (page 70) for all sawing work instead of many different saw blades. Double tang for free-hand sawing and sawing with guide holder.

REMS saw blades

Full range of REMS saw blades for free-hand sawing of different materials (page 71).

Universal saw blade clamp

All saw blades – with universal or double tang – can be clamped without changing or turning the saw blade thrust piece.

Design

Robust, job site-proven. Mobile, handy, light. Drive unit with battery pack weighs only 3.4 kg. Slim form. Can be used anywhere. Ergonomically shaped front housing grip with slip resistant protection cover for forceful feed forward during free-hand sawing. Practical D-shaped handle with soft grip. Swivel support shoe for safe guiding of the saw on the material to be sawn. High sliding silicone gasket protects gear against water and dust. Powerful 21.6 V battery motor with ample reserve capacity, 500 W output. Safety tip switch. Machine status check with overload protection of the drive unit against too high currents, with overheating protection by motor temperature monitoring (NTC), with electronic battery charging status check with charging level indication by a 2-coloured green/red LED.

Sturdy, square lift rod

In special solid steel, mounted precisely in needle bearings towards the force direction and along the complete stroke length, for distortion-free, precise cutting also during tough use. For extremely long service life. Drive rod runs in an enclosed housing for safe work.

Oscillating drive with ANC

Super stable, water and dust resistant, maintenance-free oscillating drive for simultaneous generation of sawing stroke and orbital action of lift rod and saw blade. Allround needle bearing mounted crank drive (ANC) reduces friction, heat generation, wear. For long service life of drive also at extreme sawing.

Vario-Electronic

Electronic stepless speed control of drive unit for sensitive start sawing and for speed selection during sawing. The speed is controlled by pressing the tip switch steplessly from 0 to 1,900 rpm (acceleration switch).

Aggressive orbital action

Aggressive orbital action by vertical hacking motion of saw blade provides forceful, fast forward feed, excellent chip flow and long service life of saw blades. Fixed orbital action, running in needle bearings, ensures long-lasting and forceful sawing also during extreme load conditions, e.g. sawing of steel pipe.



- reduced friction and wear
- substantially reduced heat generation
- for extremely long service life, also during tough use

German Quality Product



Battery or mains operation

Li-Ion 22V Technology. Highly resistant Li-Ion 21.6V battery with 9.0 Ah capacity, for long service life. Light and powerful, for approx. 80 1" steel pipe cuts with guide holder or approx. 135 1" steel pipe cuts without guide holder with one battery charge. Graduated charging status check by coloured LEDs. Operating temperature range - 10 to + 60 °C. No memory effect for maximum battery power. Rapid charger 100-240V, 90W. Rapid charger 100-240V, 290W, for shorter charging times, as accessory. Voltage supply 220-240V/21.6V, 40A output, for mains operation instead of Li-Ion battery 21.6 V, as accessory.

Universal saw blade clamp

All saw blades - with universal or double tang - can be clamped without changing or turning the saw blade thrust piece.

Supply format

REMS Tiger 22 V VE Set. Cordless pipe reciprocating saw with Vario Electronics (VE) for effortless, fast, right-angled sawing with guide holder and for free-hand sawing. Drive unit with spade handle, maintenance-free, water and dust proof oscillation drive with all-round needle bearing crank drive (ANC), aggressive orbital stroke, powerful 21.6V, 500 W battery motor, safety switch. Continuous, electronic stroke speed control (accelerator switch) 0 to 1900 rpm. Machine status check with overload protection, temperature monitoring, battery charging status check. Li-Ion 21.6V, 9.0Ah battery, 100-240V, 50-60 Hz, 90W rapid charger. Universal saw blade clamp. Hexagon key. Guide support 2". 2 pcs. REMS special saw blades 2"/140-3.2. In sturdy steel case.

| | Art.-No. |
|--|----------|
| | 560053 |

Other voltages on request.

Accessories

| Description | Art.-No. |
|---|----------|
| REMS Tiger 22 V VE drive unit, without battery | 560011 |
| REMS saw blades see page 70 - 71. | |
| Guide support 2" , for pipes \varnothing 1/2 - 2" | 563000 |
| Battery Li-Ion 21.6V, 9.0 Ah | 571583 |
| Rapid charger 100-240V, 50-60 Hz, 90W | 571585 |
| Rapid charger 100-240V, 50-60 Hz, 290W | 571587 |
| Voltage supply 220-240V/21.6V, 50-60 Hz, 40A, for mains operation instead of battery Li-Ion 21.6V | 571578 |
| Steel case with inlay | 566030 |
| REMS Lumen 2800 22V , cordless LED flood lamp, see page 107 | |



REMS special saw blades

For REMS Tiger/VE/SR, Tiger pneumatic, Tiger 22V VE and other makes

Special saw blades for right angle sawing and for fast dismantling of steel pipes with power transmitting guide support.

Steel pipes

REMS special saw blades – for right-angled sawing with force-transmitting guide holder, for 400% more sawing power.


Specially developed for REMS Tiger.

Absolutely essential for right angle sawing and for fast dismantling with power transmitting guide support. This produces multiple thrust pressure by a five-fold force-transmitting leverage, for 400% more sawing power. Normal saw blades with single tang do not withstand the high feed pressure during sawing with guide support, they break at the mounting point.

For this reason, extra thick REMS special saw blade, resistant to bending and distortion.

Double tang mounting with exceptionally wide clamping face ensures accurate seating and high stability.

Coarse, corrugated tooth pattern for rapid sawing. Long service life.



German Quality Product



| REMS special saw blades → REMS Tiger, etc. | Ø inches/ Length mm | Tooth pitch mm | Material* | Teeth | Colour | | | Art.-No. |
|---|---------------------------|----------------------|-----------|-------|--------|---|--|----------|
| REMS special saw blade 2"/140-2.5 steel pipes ≤ 2" | 2"/140 | 2.5 | HSS-Bi | | yellow | 5 | | 561007 |
| REMS special saw blade 2"/140-3.2 steel pipes ≤ 2" | 2"/140 | 3.2 | HSS-Bi | | yellow | 5 | | 561001 |
| REMS special saw blade 4"/200-3.2 steel pipes ≤ 4" | 4"/200 | 3.2 | HSS-Bi | | yellow | 5 | | 561002 |
| REMS special saw blade 6"/260-3.2 steel pipes ≤ 6" | 6"/260 | 3.2 | HSS-Bi | | yellow | 5 | | 561008 |

For hard-to-machine materials, e.g. stainless steel pipes, hard cast iron pipes, use the finer toothed REMS universal saw blade instead of the REMS special saw blade in combination with REMS Tiger SR with electronic speed regulation (page 65).

REMS universal saw blades

For REMS Cat VE, Tiger/VE/SR, Cat 22V VE and other makes

Universal saw blade for free-hand sawing and for sawing with power transmitting guide support. Instead of many different saw blades.

Many materials, e.g. wood, wood with nails, pallets, metal, even stainless steel, cast iron, breeze blocks, plaster boards, pumice stone, brick

Highly flexible, also ideal for sawing flush with the wall.

REMS universal saw blades – for all sawing jobs.


Only 1 universal saw blade instead of many different saw blades for all sawing jobs.

Resilient material, highly flexible, also for flush-to-wall sawing.

Double tang mounting with exceptionally wide clamping face for accurate seating and high stability. Also for sawing with power transmitting guide support. Single tang saw blades are unable to cope with the high thrust pressure when sawing with a guide holder, they break at the clamping point.

Alternating tooth pitch (combi-teeth) for fast, smooth cut, very highly hardened in the teeth area. Straight-set teeth.

Thus outstanding cutting performance and prolonged service life.



German Quality Product



| REMS universal saw blades → REMS Tiger, REMS Cat, etc. | Length mm | Tooth pitch mm | Material* | Teeth | Colour | | | Art.-No. |
|---|--------------|----------------------|--------------------|-------|--------|---|--|----------|
| REMS universal saw blade 100-1.8/2.5 for all sawing work | 100 | Combo 1.8/2.5 | HSS-Bi flexible | | red | 5 | | 561006 |
| REMS universal saw blade 150-1.8/2.5 for all sawing work | 150 | Combo 1.8/2.5 | HSS-Bi flexible | | red | 5 | | 561005 |
| REMS universal saw blade 200-1.8/2.5 for all sawing work | 200 | Combo 1.8/2.5 | HSS-Bi flexible | | red | 5 | | 561003 |
| REMS universal saw blade 300-1.8/2.5 for all sawing work | 300 | Combo 1.8/2.5 | HSS-Bi flexible | | red | 5 | | 561004 |

Also for nail-embedded wood, pallets. For hard-to-machine materials, e.g. stainless steel pipes, hard cast iron pipes, lower speed required, e.g. by using REMS Tiger SR with electronic speed regulation (page 65).





REMS saw blades

For REMS Puma VE, Cat VE, Tiger VE/SR,
Cat 22V VE, Tiger 22V VE and other makes

Saw blades for free-hand sawing for different materials.






















Alternating tooth pitch (combi-teeth) for fast, smooth cut, also when sawing mixed materials (wood/metal).

Flexible saw blades, also for sawing flush with wall.

-  Corrugated teeth for smooth cut with low tooth pitch.
-  Straight-set teeth for aggressive cut with coarse tooth pitch.
-  Straight teeth for saw blades with very wide carbide teeth.
-  Carbide-granulate for materials that are difficult to cut.


















German Quality Product













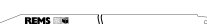






| REMS saw blades for metal → REMS Puma, REMS Cat, REMS Tiger, etc. | Length mm | Tooth pitch mm | Material* | Teeth | Colour | |  | Art.-No. |
|--|-----------|----------------|-----------------|---|--------|---|---|----------|
| REMS saw blade 150-1 sheet metal, metal, also stainless steel, ≥ 1.2 mm | 150 | 1 | HSS-Bi flexible |  | red | 5 |  | 561105 |
| REMS saw blade 200-1 sheet metal, metal, also stainless steel, ≥ 1.2 mm | 200 | 1 | HSS-Bi flexible |  | red | 5 |  | 561106 |
| REMS saw blade 90-1.4 , curved blade metal, also stainless steel, ≥ 1.5 mm | 90 | 1.4 | HSS-Bi |  | red | 5 |  | 561107 |
| REMS saw blade 150-1.4 metal, also stainless steel, ≥ 1.5 mm | 150 | 1.4 | HSS-Bi flexible |  | red | 5 |  | 561104 |
| REMS saw blade 200-1.4 metal, also stainless steel, ≥ 1.5 mm | 200 | 1.4 | HSS-Bi flexible |  | red | 5 |  | 561108 |
| REMS saw blade 100-1.8 metal, also stainless steel, ≥ 2 mm | 100 | 1.8 | HSS-Bi flexible |  | red | 5 |  | 561101 |
| REMS saw blade 150-1.8 metal, also stainless steel, ≥ 2 mm | 150 | 1.8 | HSS-Bi flexible |  | red | 5 |  | 561103 |
| REMS saw blade 200-1.8 metal, also stainless steel, ≥ 2 mm | 200 | 1.8 | HSS-Bi flexible |  | red | 5 |  | 561102 |
| REMS saw blade 200-2.5 metal, also stainless steel, ≥ 3 mm | 200 | 2.5 | HSS-Bi flexible |  | red | 5 |  | 561109 |
| REMS saw blade 280-2.5 metal, also stainless steel, ≥ 3 mm | 280 | 2.5 | HSS-Bi flexible |  | red | 5 |  | 561112 |

German Quality Product



| REMS saw blades for wood and metal → REMS Puma, REMS Cat, REMS Tiger, etc. | Length mm | Tooth pitch mm | Material* | Teeth | Colour | |  | Art.-No. |
|---|-----------|----------------|-----------------|---|--------|---|---|----------|
| REMS saw blade 210-1.8/2.5 round tip, no sticking pallets, wood, wood with nails, metal ≥ 2.5 mm | 210 | Combo 1.8/2.5 | HSS-Bi flexible |  | black | 5 |  | 561113 |
| REMS saw blade 150-2.5 wood, wood with nails, pallets, metal ≥ 3 mm | 150 | 2.5 | HSS-Bi flexible |  | black | 5 |  | 561110 |
| REMS saw blade 225-2.5 , extra thick, for disassembly wood, wood with nails, metal ≥ 3 mm | 225 | 2.5 | HSS-Bi |  | black | 3 |  | 561114 |
| REMS saw blade 300-2.5 , extra thick, for disassembly wood, wood with nails, metal ≥ 3 mm | 300 | 2.5 | HSS-Bi |  | black | 3 |  | 561116 |
| REMS saw blade 300-4.2 wood | 300 | 4.2 | WS |  | black | 5 |  | 561111 |
| REMS saw blade 225-3.2/5.0 wood, wood with nails | 225 | Combo 3.2/5.0 | HSS-Bi flexible |  | black | 5 |  | 561117 |
| REMS saw blade 290-5.0/6.35 green wood | 290 | Combo 5.0/6.35 | WS |  | black | 5 |  | 561118 |
| REMS saw blade 150-6.35 wood | 150 | 6.35 | WS |  | black | 5 |  | 561119 |



| REMS saw blades for different purposes → REMS Puma, REMS Cat, REMS Tiger, etc. | Length mm | Tooth pitch mm | Material* | Teeth | Colour | |  | Art.-No. |
|---|-----------|----------------|-----------|---|--------|---|---|----------|
| REMS saw blade 150-4.2 breeze blocks, plasterboard | 150 | 4.2 | WS |  | white | 5 |  | 561115 |
| REMS saw blade 225-8.5 breeze blocks, hard wood | 225 | 8.5 | HM |  | white | 1 |  | 561120 |
| REMS saw blade 300-8.5 breeze blocks, hard wood | 300 | 8.5 | HM |  | white | 1 |  | 561121 |
| REMS saw blade 400-8.5 breeze blocks, hard wood | 400 | 8.5 | HM |  | white | 1 |  | 561122 |
| REMS saw blade 235-12 breeze blocks, pumice, brick | 235 | 12 | HM |  | white | 1 |  | 561123 |
| REMS saw blade 300-12 breeze blocks, pumice, brick | 300 | 12 | HM |  | white | 1 |  | 561124 |
| REMS saw blade 300-12 , extra high blade breeze blocks, pumice, brick | 300 | 12 | HM |  | white | 1 |  | 561125 |
| REMS saw blade 200 cast iron etc. | 200 | | HM-G |  | white | 2 |  | 561126 |



* HSS-Bi: bimetal high speed steel WS: tool steel HM: carbide HM-G: carbide-granulate

REMS Turbo Cu-INOX

Circular pipe sawing machine

Compact, portable circular pipe sawing machine for burr-reduced, right angle and rapid sawing. For stainless steel pipes, carbon steel pipes and copper pipes of the press fitting systems etc. Also for cutting thin-walled sections for front-wall installation. For job site and workshop.

| | |
|---|-----------|
| Stainless steel pipes, carbon steel pipes, copper pipes and other materials | ≤ Ø 76 mm |
| REMS saw blade | Ø 225 mm |

REMS Turbo Cu-INOX – burr-reduced, right angle, rapid. Burr-reduced sawing through double clamping vice. Powerful, e.g. Ø 22 mm in only 4 s. Easy to transport.

Ideal for pressfitting systems

In accordance with requirements:

Dry sawing, so no damage to O-rings from lubricants.

Burr-reduced through double clamping vice.

Optimum cutting speed prevents degradation of pipe material through overheating.

Design

Compact, robust, job site-proven. Small in size, handy, portable, only 17 kg. Easy sawing through favourable leverage effect. Fast saw blade change. Precise sawing. Mark on the saw blade protection cover showing the saw blade cutting line. Connection for driving outer/inner pipe deburrer REMS REG 10–54 E. For workbench, stand or wheel stand as an accessory, for easy transport, optimum working height and stable positioning.

Universal double clamping vice

Robust, easy-running universal double clamping vice for burr-reduced sawing. Both pipe ends remain securely clamped during sawing. Easy, secure clamping also of thin-walled pipes through inclined jaw. Only one strong clamping spindle for both clamping sides ensures even, effortless and secure clamping of the material.

Drive

Robust gear, precisely mounted in roller and needle bearings, maintenance-free. Proven universal motor, 500 W. Powerful, e.g. stainless steel pipe Ø 22 mm in only 4 s. Ideal speed 60 rpm for optimum cutting speed and smooth sawing.

REMS saw blades

Top German quality. REMS circular saw blade HSS 225 × 2 × 32 mm, 220 teeth, for metal, adjusted to the efficiency of REMS Turbo Cu-INOX for sawing stainless steel tubes. Specially fine-toothed, hardened and ground. For easy and exact sawing. Prolonged durability. REMS circular saw blade HSS-E (cobalt alloyed) 225 × 2 × 32 mm, 220 teeth, for metal, for even better durability. Specially fine-toothed, hardened and ground.

Outer/inner pipe deburrer

Outer/inner pipe deburrer REMS REG 10–54 E for pipes Ø 10–54 mm, Ø ½–2 ¼", for electric drive with the REMS Turbo Cu-INOX pipe circular sawing machine and others, see page 99.

Supply format


REMS Turbo Cu-INOX Basic. Circular pipe saw with universal double clamping vice for burr-reduced, right angle, rapid sawing. For stainless steel pipes, carbon steel pipes and copper pipes of the press fitting systems etc. Also for cutting thin-walled sections for front-wall installation. For REMS saw blade Ø 225 mm. With maintenance-free gear, proven universal motor 230 V or 110 V, 50–60 Hz, 500 W. Safety tip switch, saw blade protection cover. Speed 60 rpm. Ring spanner. Hexagon key. Without saw blade. For workbench, stand or wheel stand. In a carton.

| | |
|--|----------|
| | Art.-No. |
| | 849006 |

Other voltages on request.

Accessories

| Description | Art.-No. |
|---|----------|
| REMS circular saw blade HSS for metal, specially for stainless steel pipes, fine-toothing, 225 × 2 × 32 mm, 220 teeth. | 849703 |
| REMS circular saw blade HSS-E (cobalt alloyed) circular saw blade HSS-E (cobalt alloyed) toothing, 225 × 2 × 32 mm, 220 teeth. Very long service life. | 849706 |
| REMS REG 10–54 E outer/inner pipe deburrer, see page 99 | |
| Stand | 849315 |
| Wheel stand | 849310 |
| REMS Jumbo , folding workbenches, see page 104. | |
| REMS Herkules , material supports, see page 105. | |



German Quality Product



Info



REMS Turbo K

Universal circular metal sawing machine with automatic cooling lubricant unit

Compact, mobile, universal circular metal sawing machine for installation, metal working and industry. For job site and workshop.

| | | | | | | | |
|-------|----|----|---------|---------|----|----|---------|
| ↶ | ○ | □ | ▭ | └ | ● | ■ | ■ |
| 90° ⊕ | 78 | 55 | 70 × 50 | 50 × 50 | 40 | 40 | 50 × 30 |
| 45° ⊕ | 60 | 55 | 60 × 40 | 50 × 50 | 40 | 40 | 50 × 30 |

REMS saw blade Ø 225 mm

REMS Turbo K – the most powerful in its class.
Progressive drive, e.g. 2" steel pipe in only 5 s.
Easy to transport.

Design

Compact, robust, job site-proven. Small in size, handy, portable, complete only 22 kg. Automatic cooling lubricant unit. Easy sawing through favourable leverage effect. Fast saw blade change. Precise sawing. For workbench, stand or wheel stand as an accessory, for easy transport, optimum working height and stable positioning.

Universal vice

Robust, easy-running universal vice with strong clamping spindle and large clamping lever for effortless, secure clamping of the material. Standard with clamp insert for thin-walled pipes. Quick setting of bevel angle thanks to clearly laid out scale and clamping lever. Simple, sturdy length stop.

Drive

Robust, maintenance-free gear, precisely mounted in roller and needle bearings. Proven universal motor, 1200 W. Extremely strong and powerful, e.g. 2" steel pipe in only 5 s. Ideal speed 115 rpm for fast and smooth sawing.

REMS saw blades

Top German quality. REMS universal circular saw blade HSS 225 × 2 × 32 mm for metal, 120 teeth, adjusted to the efficiency of REMS Turbo K. Specially toothed, hardened and ground. For easy and exact sawing. REMS universal circular saw blade HSS 225 × 2 × 32 mm, 220 teeth, adjusted for sawing stainless steel. Specially fine-toothed, hardened and ground. For an even better durability, REMS universal circular saw blade HSS-E (cobalt alloyed) 225 × 2 × 32 mm, 220 teeth. Specially fine-toothed, hardened and ground.

Kühlschmierstoffe

REMS Sanitol and REMS Spezial (page 49). High lubricating and cooling effect. Essential for clean cuts, long service life of saw blades and machine.



German Quality Product



Info

Supply format

REMS Turbo K Basic. Universal circular metal sawing machine with automatic cooling lubricant unit. For straight cuts and bevel cuts up to 45°. For REMS saw blade Ø 225 mm. Maintenance-free gear. Proven, powerful universal motor 230 V or 110 V, 50–60 Hz, 1200 W. Safety tip switch, saw blade protection cover, length stop. Clamp insert for thin-walled pipes. Speed 115 rpm. Ring spanner. Hexagon key. 1 filling of cooling lubricant REMS Spezial. Without saw blade. For workbench, stand or wheel stand. In a carton.

| | |
|--|----------|
| | Art.-No. |
| | 849007 |

Other voltages on request.

Accessories

| Description | Art.-No. |
|--|----------|
| REMS universal circular saw blade HSS for metal, 225 × 2 × 32 mm, 120 teeth | 849700 |
| REMS circular saw blade HSS for metal , fine-toothed, 225 × 2 × 32 mm, 220 teeth | 849703 |
| REMS circular saw blade HSS-E (cobalt alloyed) for metal, fine-toothed, 225 × 2 × 32 mm, 220 teeth. Very long service life. | 849706 |
| Electronic speed regulator for hard-to-machine materials, e.g. stainless steel pipes, hard cast iron pipes. Fixed, optimum speed. | 565051 |
| Cooling lubricants see page 49. | |
| Stand | 849315 |
| Wheel stand | 849310 |
| REMS Jumbo , folding workbenches, see page 104. | |
| REMS Herkules , material supports, see page 105. | |





Made in Germany

REMS

Cutting Chamfering Deburring

| | | |
|---|---|-----------|
|  | Pipe cutters | 76 |
|  | Cutter wheels | 81 |
|  | Electric pipe cutter/ Cordless pipe cutter | 82 |
|  | Pipe cutting machines | 84 |
|  | Pipe shears | 90 |
|  | Pipe cutting and pipe chamfering tools | 94 |
|  | Pipe deburrers | 97 |

REMS RAS St

Pipe cutters

Robust quality tools for cutting pipes.
Meets high demands and long service life.

Steel pipes \varnothing 1/8 – 4", \varnothing 10 – 115 mm

REMS RAS St – quality pipe cutters.

Solid body in forged steel.

Robust spindle, long spindle guidance and hardened back pressure rollers provide exact alignment to the pipe and a long service life.

Ergonomic, wide handle provides a powerful in-feed of spindle.

Broad, precise cutter wheel bearing on a hardened, non rotating wheel shaft guarantees a right angle cut.

Specially hardened cutter wheel in approved, tough-hard REMS die-steel quality ensures a long service life.

Cutter wheel protected against touching the back pressure rollers by in-feed limitation.

Only 1 cutter wheel for pipes \varnothing 1/8 – 4" (10 – 115 mm), wall thickness $s \leq 8$ mm, suitable for both pipe cutters. Cutter wheel for pipes \varnothing 1 – 4" to wall thickness $s \leq 12.5$ mm available as accessory.

Supply format

REMS RAS St. Pipe cutter for steel pipes. With cutter wheel. In a carton.

| Description | Pipes \varnothing mm/inch | Wall thickness $s \leq$ mm | Art.-No. |
|----------------------|--------------------------------|-------------------------------|----------|
| St 1/8 – 2" | 1/8 – 2" 10 – 60 | 8 | 113000 |
| St 1 1/4 – 4" | 1 1/4 – 4" 30 – 115 | 8 | 113100 |

Accessories

| Description | $s \leq$ mm | Art.-No. |
|---|-------------|----------|
| REMS cutter wheel St 1/8 – 4", s 8 for REMS RAS St 1/8 – 2" and St 1 1/4 – 4" | 8 | 341614 |
| REMS cutter wheel St 1 – 4", s 12 for REMS RAS St 1 1/4 – 4" | 12.5 | 381622 |



German Quality Products



Info

REMS RAS Cu-INOX

Pipe cutters

Robust quality tools for cutting tubes.
Particularly suited for cutting stainless steel tubes.

Copper tubes, thin-walled stainless steel tubes, thin-walled steel, aluminium, brass tubes \varnothing 3 – 120 mm
 \varnothing 1/8 – 4"

REMS RAS Cu-INOX – for places with difficult access.

Small, handy, specially for use in restricted spaces.

Robust design and hardened back pressure rollers provide exact alignment to the tube and a long service life.

Large operating knob in metal for easy in-feed and cutting.

Broad, precise cutter wheel bearing on a hardened, non rotating wheel shaft guarantees a right angle cut.

Specially hardened cutter wheel in approved, tough-hard REMS die-steel quality ensures a long service life. Fast changing of cutter wheel without tools by cutter wheel axle with ball catch. Cutter wheel protected against touching the back pressure rollers by in-feed limitation.

REMS RAS Cu-INOX 3 – 28 S Mini with needle bearing cutter wheel and needle bearing counter-pressure rollers for very easy cutting.

Supply format

REMS RAS Cu-INOX. Pipe cutter for copper tubes, thin-walled stainless steel tubes, thin-walled steel, aluminium, brass tubes. With cutter wheel. In blister pack.

| Description | Pipes \varnothing mm/inch | Wall thickness $s \leq$ mm | Art.-No. |
|--|--------------------------------|-------------------------------|----------|
| Cu-INOX 3 – 16 | 3 – 16 1/8 – 5/8" | 4 | 113200 |
| Cu-INOX 3 – 28 Mini | 3 – 28 1/8 – 1 1/8" | 4 | 113240 |
| Cu-INOX 3 – 28 S Mini on needle bearings | 3 – 28 1/8 – 1 1/8" | 4 | 113241 |



Info



REMS RAS Cu-INOX – the compact version with telescopic spindle.

Telescopic spindle. Easy, quick adjustment in both directions.
Compact design for tough use.

Sturdy telescopic spindle, long spindle guidance and 4 specially hardened back pressure rollers ensure exact alignment to the tube, easy in-feed, easy cutting and precise, right angle cut.

Ergonomic, handy operating knob in metal for easy work and long service life.


Specially hardened cutter wheel in approved, tough-hard REMS die-steel quality ensures a long service life. Fast changing of cutter wheel without tools by cutter wheel axle with ball catch. Cutter wheel protected against touching the back pressure rollers by in-feed limitation.

REMS RAS Cu-INOX 3–35 S with needle bearing cutting wheel and needle bearing counter-pressure rollers for very easy cutting.

Integrated pipe deburring device, on rotating bearing, adapts to the workpiece edge to be deburred.

Specially hardened and ground universal deburring blade guarantees easy deburring and extremely long life.

Fast, simple blade change.



Supply format

REMS RAS Cu-INOX. Pipe cutting machine for copper pipes, thin-walled stainless steel pipes, thin-walled steel-aluminium pipes, brass pipes, with integrated pipe deburring device. With cutter wheel. In blister pack.

| Description | Pipes Ø mm/inch | Wall thickness s ≤ mm | Art.-No. |
|---|--------------------|--------------------------|----------|
| Cu-INOX 3–35 | 3–35 1/8–1 3/8" | 4 | 113350 |
| Cu-INOX 3–35 S on needle bearings | 3–35 1/8–1 3/8" | 4 | 113351 |
| Cu-INOX 3–42 | 3–42 1/8–1 3/4" | 4 | 113330 |



REMS RAS Cu-INOX – quality pipe cutter.

Robust, solid design for heavy-duty application.

Sturdy spindle, long spindle guidance and hardened back pressure rollers provide exact alignment to the tube, easy in-feed, easy cutting and precise, right angle cut.

Ergonomic, handy operating knob in metal for easy work and long service life.

Specially hardened cutter wheel in approved, tough-hard REMS die-steel quality ensures a long service life.

Cutter wheel protected against touching the back pressure rollers by in-feed limitation.

REMS RAS Cu-INOX 8–64 S with needle bearing cutting wheel and needle bearing counter-pressure rollers for very easy cutting. Quick adjustment of the engagement spindle in both directions.

Only 1 cutter wheel for the complete working capacity Ø 3–120 mm.

Supply format

REMS RAS Cu-INOX. Pipe cutter for copper tubes, thin-walled stainless steel tubes, thin-walled steel, aluminium, brass tubes. With cutter wheel. In blister pack/in box.

| Description | Pipes Ø mm/inch | Wall thickness s ≤ mm | Art.-No. |
|---|--------------------|--------------------------|----------|
| Cu-INOX 3–28 | 3–28 1/8–1 1/8" | 4 | 113300 |
| Cu-INOX 6–42 | 6–42 1/4–1 5/8" | 4 | 113380 |
| Cu-INOX 6–64 | 6–64 1/4–2 1/2" | 4 | 113400 |
| Cu-INOX 8–64 S on needle bearings, with quick adjustment | 8–64 3/8–2 1/2" | 4 | 113401 |
| Cu-INOX 64–120 | 64–120 2 1/2–4" | 4 | 113500 |



German Quality Products

Accessories

| Description | Wall thick- ness s ≤ mm | Art.-No. |
|---|----------------------------|----------|
| REMS cutter wheel Cu-INOX 3–120, s 4 | 4 | 113210 |
| REMS cutter wheel Cu-INOX 3–120 S, s 4, on needle bearings | 4 | 113213 |
| Universal deburring blade, ground | | 113360 |



Robust quality tools for cutting tubes.

Copper tubes Ø 3–64 mm
Ø 1/8–2 1/2"

REMS RAS Cu – the compact version with telescopic spindle.

Telescopic spindle. Easy, quick adjustment in both directions.

Compact design for tough use.

Sturdy telescopic spindle, long spindle guidance and 4 specially hardened back pressure rollers ensure exact alignment to the tube, easy in-feed, easy cutting and precise, right angle cut.


Ergonomic, handy operating knob in metal for easy work and long service life.

Specially hardened cutter wheel in approved, tough-hard REMS die-steel quality ensures a long service life. Fast changing of cutter wheel without tools by cutter wheel axle with ball catch. Cutter wheel protected against touching the back pressure rollers by in-feed limitation.

Integrated pipe deburring device, on rotating bearing, adapts to the workpiece edge to be deburred.

Specially hardened and ground universal deburring blade guarantees easy deburring and extremely long life.

Fast, simple blade change.



Info



Supply format

REMS RAS Cu. Pipe cutter for copper tubes, with integrated pipe deburring device. With cutter wheel. In blister pack.

| Description | Pipes Ø mm/inch | Wall thickness s ≤ mm | Art.-No. |
|----------------|--------------------|--------------------------|----------|
| Cu 3–35 | 3–35 1/8–1 3/8" | 3 | 113340 |
| Cu 3–42 | 3–42 1/8–1 3/4" | 3 | 113320 |

REMS RAS Cu – quality pipe cutter. With quick adjustment.

Solid, handy, U-shaped design.

Sturdy spindle, long spindle guidance and hardened back pressure rollers provide exact alignment to the pipe, easy in-feed, easy cutting and precise, right angle cut.



Ergonomic, handy operating knob in metal for easy work and long service life.

Ratchet for quick adjustment in both directions.

Specially hardened cutter wheel in approved, tough-hard REMS die-steel quality ensures a long service life.

Cutter wheel protected against touching the back pressure rollers by in-feed limitation.

Only 1 cutter wheel for the complete working capacity Ø 3–120 mm.



German Quality Products

Supply format

REMS RAS Cu. Pipe cutter for copper tubes. With cutter wheel. In blister pack/in box.

| Description | Pipes Ø mm/inch | Wall thickness s ≤ mm | Art.-No. |
|---|--------------------|--------------------------|----------|
| Cu 8–42 with quick adjustment | 8–42 3/8–1 5/8" | 3 | 113370 |
| Cu 8–64 with quick adjustment | 8–64 3/8–2 1/2" | 3 | 113410 |

International Design Award



Accessories

| Description | Wall thickness s ≤ mm | Art.-No. |
|--|--------------------------|----------|
| REMS cutter wheel Cu 3–120, s 3 | 3 | 113225 |
| Universal deburring blade, ground | | 113360 |



High performance quality tools for cutting pipes.
With quick adjustment.

Plastic pipes,
multi-layer composite tubes Ø 10–315 mm
Ø ½–12"

**REMS RAS P – quality pipe cutter.
With quick adjustment.**

Solid, handy, U-shaped design.


Sturdy spindle, long spindle guidance and hardened back pressure rollers provide exact alignment to the pipe, easy in-feed, easy cutting and precise, right angle cut. Ergonomic, handy operating knob in metal for easy work and long service life.

Ratchet for quick adjustment in both directions.

Specially hardened cutter wheel in approved, tough-hard REMS die-steel quality ensures a long service life.

Cutter wheel protected against touching the back pressure rollers by in-feed limitation.

Cutter wheels for different wall thicknesses (s).



German Quality Products



P 50–110, s11
P 50–110, s16
P 50–110, s19



Supply format

REMS RAS P. Pipe cutter for plastic pipes and multi-layer composite tubes. With cutter wheel. In blister pack/in box.

| Description | Pipes Ø mm/inch | Wall thickness s ≤ mm | Art.-No. |
|---|--------------------|--------------------------|----------|
| P 10–40 with quick adjustment | 10–40 ½–1½" | 7 | 290050 |
| P 10–63 with quick adjustment | 10–63 ½–2" | 7 | 290000 |
| P 50–110, s11 with quick adjustment | 50–110 2–4" | 11 | 290100 |
| P 50–110, s16 with quick adjustment | 50–110 2–4" | 16 | 290100 |
| P 50–110, s19 with quick adjustment | 50–90 2–3" | 19 | 290100 |
| P 110–160 with quick adjustment | 110–160 4–6" | 16 | 290200 |

REMS RAS P – cutting up to Ø 315 mm, s ≤ 19 mm.

Fast and inexpensive cutting of large pipes. Quick adjustment. Separate pipe centering for right angle cutting.

Solid design, double-T-shaped body.

Cutter wheels for different wall thicknesses (s).

Supply format

REMS RAS P. Pipe cutter for plastic pipes and multi-layer composite tubes. With cutter wheel and spare cutter wheel. In sturdy steel case.

| Description | Pipes Ø mm/inch | Wall thickness s ≤ mm | Art.-No. |
|---|--------------------|--------------------------|----------|
| P 180–315 with quick adjustment | 180–315 7–12" | 16 | 290300 |

Accessories

| Description | s ≤ mm | Art.-No. |
|--|--------|----------|
| REMS cutter wheel P 10–63, s 7 for REMS RAS P 10–40, 10–63 | 7 | 290016 |
| REMS cutter wheel P 50–315, s 11 for REMS RAS P 50–110, 110–160, 180–315 | 11 | 290116 |
| REMS cutter wheel P 50–315, s 16 for REMS RAS P 50–110, 110–160, 180–315 | 16 | 290216 |
| REMS cutter wheel P 50–315, s 19 for REMS RAS P 50–110, 110–160, 180–315 | 19 | 290316 |



REMS RAS P/SW 45/L

Pipe cutter/pipe slitter

Robust quality tool with two cutting systems for cutting and slitting plastic corrugated protective pipes.

| | |
|-------------------------------|---|
| Cutting | $\varnothing \leq 45 \text{ mm}$ $\varnothing \leq 1\frac{3}{4}''$ |
| Slitting (lengthwise cutting) | ID $\geq \varnothing 14 \text{ mm}$ |

REMS RAS P/SW 45/L – Cutting and slitting of plastic corrugated protective pipes.

Stable magnesium version, extremely light.

Specially hardened and specially ground blades for cutting and slitting. German quality product.

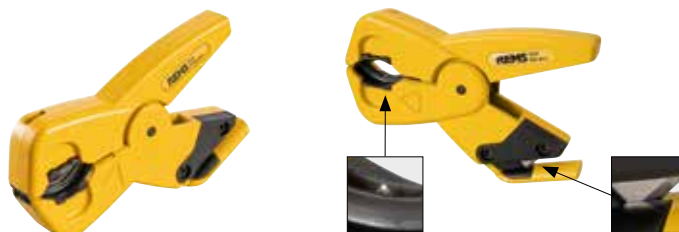
Four-edged, wedge-shaped blades with a cutting angle of 90°, rotatable 4 times by 90° for four times longer life. Right-angled, burr-free cutting by pipe rest with shaft guide.

Automatic contact pressure when cutting.

Cutting depth limiting of the cutting tools during cutting prevents damage to the inside of the pipe.



Info



Supply format

REMS RAS P/SW 45/L. Pipe cutter/pipe slitter for plastic corrugated protective pipes. With 3 blades. In blister pack.

| | |
|--|----------|
| Pipes \varnothing mm/inch | Art.-No. |
| $\leq 45 \text{ mm} / \leq 1\frac{3}{4}''$ | 113480 |

Accessories

| | |
|---|----------|
| Description | Art.-No. |
| Blade P/SW 45/L (pack of 3) for REMS RAS P/SW 45/L | 113481 |



REMS RAS W INOX

Pipe cutter

Highly resistant quality tool for cutting pipes.

Corrugated metal hoses (corrugated pipes) of stainless steel, also jacketed
DN 10 – 32 (40)
 $\frac{3}{8} - 1\frac{1}{2}''$ (2")

REMS RAS W INOX 10–32/40 S – Quality pipe cutter especially for cutting corrugated metal hoses (corrugated pipes) made of stainless steel.

Compact design for tough use.

Easy in-feed, easy cutting and precise, right angle cut.

Sturdy telescopic spindle, long spindle guide, cutting wheel on needle bearing and 2 specially hardened counter pressure rollers on needle bearings. Three high-molecular plastic guide rollers each on both sides, arranged triangularly for straight guidance of the corrugated metal hose (corrugated pipe) during the cutting process.

Ergonomically designed, comfortable rotary handle.

Specially hardened cutter wheel in approved, tough-hard REMS die-steel quality ensures a long service life. Cutter wheel protected against touching the back pressure rollers by in-feed limitation.



e.g.
Armaflex,
BANIDES,
Boagaz,
Chuchu Decayeux,
Clesse,
Eurotis,
FlexiPipe,
Gastite,
Gurtner

German Quality Products



Info



Supply format

REMS RAS W INOX 10–32/40 S. Pipe cutter for corrugated metal hoses (corrugated pipes) of stainless steel, also jacketed. Counter pressure rollers on needle bearings. With cutting wheel, on needle bearing. In blister pack.

| | |
|---|----------|
| Pipes | Art.-No. |
| DN 10 – 32 (40) / $\frac{3}{8} - 1\frac{1}{2}''$ (2") | 113450 |

Accessories

| | |
|---|----------|
| Description | Art.-No. |
| REMS cutter wheel W INOX 10–32/40 S on needle bearings | 113461 |



REMS cutter wheels

German Quality Products
For REMS pipe cutters and other makes

Specially hardened cutter wheels in approved, tough-hard REMS die steel, ensure a long service life. German Quality Products.

REMS cutter wheels also fit in suitable pipe cutters of other makes, see table with dimensional data.


| REMS cutter wheel | Material | Wall thickness | to fit following pipe cutters | Capacity Ø | Art.-No. |
|--|--|----------------|---|---|----------|
| St ½-4", s 8 | Steel pipes | s ≤ 8 mm | REMS RAS St ½-2" REMS RAS St 1¼-4" | ½-2" 1¼-4" | 341614 |
| St 1-4", s 12 | Steel pipes | s ≤ 12.5 mm | REMS RAS St 1¼-4" | 1¼-4" | 381622 |
| Cu-INOX 3-120, s 4 | Copper tubes, stainless steel tubes | s ≤ 4 mm | REMS RAS Cu-INOX 3-16 REMS RAS Cu-INOX 3-28 REMS RAS Cu-INOX 3-35 REMS RAS Cu-INOX 3-42 REMS RAS Cu-INOX 6-42 REMS RAS Cu-INOX 6-64 REMS RAS Cu-INOX 64-120 REMS RAS Cu 3-35 REMS RAS Cu 3-42 | 3-16 mm 3-28 mm 3-35 mm 3-42 mm 6-42 mm 6-64 mm 64-120 mm 3-35 mm 3-42 mm | 113210 |
| Cu-INOX 3-120 S, s 4, on needle bearings | Copper tubes, stainless steel tubes | s ≤ 4 mm | REMS RAS Cu-INOX 3-28 S REMS RAS Cu-INOX 3-35 S REMS RAS Cu-INOX 8-64 S | 3-28 mm 3-35 mm 8-64 mm | 113213 |
| Cu-INOX b 3, s 4 | Copper tubes, stainless steel tubes | s ≤ 4 mm | See table "Dimensional data for REMS cutter wheels" | | 113220 |
| Cu 3-120, s 3 | Copper tubes | s ≤ 3 mm | REMS RAS Cu-INOX 3-16 REMS RAS Cu-INOX 3-28 REMS RAS Cu-INOX 3-35 REMS RAS Cu-INOX 3-42 REMS RAS Cu-INOX 6-42 REMS RAS Cu-INOX 6-64 REMS RAS Cu-INOX 64-120 REMS RAS Cu 3-35 REMS RAS Cu 3-42 REMS RAS Cu 8-42 REMS RAS Cu 8-64 | 3-16 mm 3-28 mm 3-35 mm 3-42 mm 6-42 mm 6-64 mm 64-120 mm 3-35 mm 3-42 mm 8-42 mm 8-64 mm | 113225 |
| P 10-63, s 7 | Plastic pipes, composite tubes | s ≤ 7 mm | REMS RAS P 10-40 REMS RAS P 10-63 | 10-40 mm 10-63 mm | 290016 |
| P 50-315, s 11 | Plastic pipes, composite tubes | s ≤ 11 mm | REMS RAS P 50-110 REMS RAS P 110-160 REMS RAS P 180-315 | 50-110 mm 110-160 mm 180-315 mm | 290116 |
| P 50-315, s 16 | Plastic pipes, composite tubes | s ≤ 16 mm | REMS RAS P 50-110 REMS RAS P 110-160 REMS RAS P 180-315 | 50-110 mm 110-160 mm 180-315 mm | 290216 |
| P 50-315, s 19 | Plastic pipes, composite tubes | s ≤ 19 mm | REMS RAS P 50-110 REMS RAS P 110-160 REMS RAS P 180-315 | 50-110 mm 110-160 mm 180-315 mm | 290316 |
| W INOX 10-32/40 S, on needle bearings | Corrugated metal hoses (corrugated pipes) of stainless steel | | REMS RAS W INOX 10-32/40 S | DN 10-32 (40) | 113461 |

German Quality Products

Dimensional data for REMS cutter wheels



| REMS cutter wheel | Art.-No. | OD mm | W mm | ID mm |
|----------------------|----------|-------|-------|-------|
| St ½-4", s 8 | 341614 | 32.30 | 18.94 | 9.04 |
| St 1-4", s 12 | 381622 | 41.30 | 18.94 | 9.04 |
| Cu-INOX 3-120, s 4 | 113210 | 19.70 | 4.93 | 5.00 |
| Cu-INOX 3-120 S, s 4 | 113213 | 19.70 | 4.93 | 5.00 |
| Cu-INOX b 3, s 4 | 113220 | 18.70 | 3.07 | 4.80 |
| Cu 3-120, s 3 | 113225 | 18.70 | 4.93 | 5.00 |
| P 10-63, s 7 | 290016 | 25.20 | 5.97 | 6.00 |
| P 50-315, s 11 | 290116 | 35.30 | 10.95 | 8.00 |
| P 50-315, s 16 | 290216 | 45.30 | 10.95 | 8.00 |
| P 50-315, s 19 | 290316 | 51.30 | 10.95 | 8.00 |
| W INOX 10-32/40 S | 113461 | 26.60 | 4.93 | 5.00 |



Powerful, handy electric tool for cutting pipe and tubing. For trade and industry. For the building site and the workshop.

| | |
|---|------------------------------|
| Stainless steel pipes of pressfitting systems, carbon steel, copper | Ø 12 – 28 mm Ø 10 – 35 mm |
| Multilayer composite pipes | Ø 10 – 40 mm |

REMS Nano – cutting up to Ø 40 mm. Ultra-light. Fast. Right angled. Chip-free. Without outer burr. Dry.

Ideal for pressfitting systems

Right angled cutting, according to requirements

Chip-free, no chips in piping system

No outer burr, no damage to O-ring by outer burr

Dry cutting, no damage to O-rings from lubricants

Fast, prevents degradation of pipe material through overheating.

Design

Mobile, electric pipe cutting machine for fast, right angled cutting without outer burr. Handy and light, only 1.9 kg. Also for fixing to the workbench or in the vice. Strong, torsion-free aluminium structure for right angled cutting. Easy cutting of the pipes by specially designed cutter wheel. Powered cutter wheel for fast cutting. Energy-saving in-feed due to ergonomically designed pressing lever. Cutter wheel protected against touching the back pressure rollers by in-feed limitation.

Pipe support

3 sturdy, specially arranged counter-pressure rollers made of hardened precision steel for low-friction turning and safe guidance of the pipes to be cut in the whole working range Ø 10 – 40 mm and for optimisation of the contact points of the cutting wheel on the pipe to be cut (**Patent EP 2 077 175**). No setting.

Drive

Robust gear precisely mounted in ball and needle bearings, maintenance-free. Proven DC motor 230 V, 130 W. Powerful. e.g. copper pipe Ø 22 mm in only 3 s. Ideal speed 130 rpm for optimum cutting speed of the pipes. Safety switch.

REMS cutter wheels

Top German quality. Cutter wheels specially designed to the performance capability of the REMS Nano and for numerous pipe materials with variable cutting geometries for fast cutting with no outer burr. Specially hardened, from proven, through-hardened REMS die-steel, ensuring long service life.



German Quality Product

Tested by electrosuisse >>>



Info

Supply format

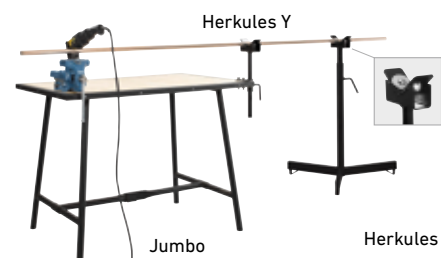
REMS Nano Basic-Pack. Electric pipe cutting machine for fast, right angled cutting of pipes Ø 10 – 40 mm, without outer burr. For pipes of the press fitting systems made of stainless steel, carbon steel, Ø 12 – 28 mm, copper Ø 10 – 35 mm. Multilayer composite tubes Ø 10 – 40 mm. With maintenance-free gear, proven DC motor 130 V, 50 – 60 Hz, 200 W. Speed 130 rpm. Back pressure rollers made of hardened precision steel. Safety switch. Single open ended wrench size 8. Without cutter wheel. In carrying bag.

| | | |
|--|----------|--|
| | Art.-No. | |
| | 844010 | |



Accessories

| Description | Art.-No. | |
|--|----------|--|
| REMS cutter wheel Cu-INOX for stainless steel pipes of pressfitting systems, copper, carbon steel | 844050 | |
| REMS cutter wheel V for multilayer composite pipes | 844051 | |
| Carrying bag | 574436 | |
| L-Boxx system case with inlay for REMS Nano/ Nano 11 V, rapid charger, battery, REMS REG 8 – 35, 2 x REMS cutter wheels, metre rule | 844045 | |
| REMS Jumbo , folding workbenches, see page 104. | | |
| REMS Herkules , material supports, see page 105. | | |



REMS Nano 11 V

Cordless pipe cutter

Powerful, mobile, handy electric tool for cutting pipe and tubing. For trade and industry. For the building site and the workshop.

| | |
|---|--------------------------|
| Stainless steel pipes of pressfitting systems, carbon steel, copper | Ø 12–28 mm Ø 10–35 mm |
| Multilayer composite pipes | Ø 10–40 mm |

REMS Nano 11 V – cutting up to Ø 40 mm. Mobile, handy, ultra-light. Fast. Right angled. Chip-free. Without outer burr. Dry.

Ideal for pressfitting systems

Right angled cutting, according to requirements

Chip-free, no chips in piping system

No outer burr, no damage to O-ring by outer burr

Dry cutting, no damage to O-rings from lubricants

Fast, prevents degradation of pipe material through overheating.

Design

Mobile, battery-powered pipe cutting machine for fast, right angled cutting without outer burr. Handy and light, only 2.1 kg. Also for fixing to the workbench or in the vice. Strong, torsion-free aluminium structure for right angled cutting. Easy cutting of the pipes by specially designed cutter wheel. Powered cutter wheel for fast cutting. Energy-saving in-feed due to ergonomically designed pressing lever. Cutter wheel protected against touching the back pressure rollers by in-feed limitation.

Pipe support

3 sturdy, specially arranged counter-pressure rollers made of hardened precision steel for low-friction turning and safe guidance of the pipes to be cut in the whole working range Ø 10–40 mm and for optimisation of the contact points of the cutting wheel on the pipe to be cut (**Patent EP 2 077 175**). No setting.

Drive

Robust, precision ball and needle bearing gears, maintenance-free. Powerful battery motor 10.8 V, with large power reserve, 270 W output. Super fast, e.g. copper pipe Ø 22 mm in just 3 s. Ideal speed 130 rpm for optimum cutting speed of the pipes. Safety switch.

Li-Ion technology

Battery Li-Ion 10.8 with 1.5 Ah capacity. Light and powerful. High energy density for many cuts. Overheating and overloading protection by temperature monitor (NTC). Rapid charger 220–240V, 10.8–18V, 65W, for short charging times. No memory effect for maximum battery performance.

REMS cutter wheels

Top German quality. Cutter wheels specially designed to the performance capability of the REMS Nano 11 V and for numerous pipe materials with variable cutting geometries for fast cutting with no outer burr. Specially hardened, from proven, through-hardened REMS die-steel, ensuring long service life.



German Quality Product

Tested by electrosuisse >>>



Info

Supply format

REMS Nano 11 V Basic-Pack. Electric pipe cutting machine for fast, right angled cutting of pipes Ø 10–40 mm, without outer burr. For pipes of the press fitting systems made of stainless steel, carbon steel, Ø 12–28 mm, copper Ø 10–35 mm. Multilayer composite tubes Ø 10–40 mm. With maintenance-free gear, powerful battery motor 10.8 V, 270 W. Speed 130 rpm. Safety switch. Battery Li-Ion 10.8 V, 1.5 Ah, rapid charger 220–240V, 50–60 Hz, 10.8–18V, 65W. Counter pressures rollers made of hardened precision steel. Single open ended wrench size 8. Without cutting wheel. In carrying bag.

| | | |
|--|----------|--|
| | Art.-No. | |
| | 844011 | |

Accessories

| Description | Art.-No. |
|---|----------|
| REMS cutter wheel Cu-INOX for stainless steel pipes of pressfitting systems, copper, carbon steel | 844050 |
| REMS cutter wheel V for multilayer composite pipes | 844051 |
| Battery Li-Ion 10.8 V, 1.5 Ah | 844510 |
| Rapid charger 220–240V, 50–60 Hz, 10.8–18V, 65W | 571560 |
| Carrying bag | 574436 |
| L-Boxx system case with inlay for REMS Nano/ Nano 11 V, rapid charger, battery, REMS REG 8–35, 2x REMS cutter wheels, metre rule | 844045 |
| REMS Jumbo , folding workbenches, see page 104. | |
| REMS Herkules , material supports, see page 105. | |



Light, portable compact machine. Universal for cutting and deburring pipes. For trade and industry. For the building site and the workshop.

| | |
|---|---------------------------------------|
| Stainless steel pipes of pressfitting systems, carbon steel, copper | Ø 8 – 108 mm |
| Steel pipes EN 10255 (DIN 2440) | DN 6 – 100 Ø ½ – 4", Ø 10 – 115 mm |
| Cast iron pipes (SML) EN 877 (DIN 19522) | DN 50 – 100 |
| Plastic pipes SDR 11 | |
| Wall thickness $s \leq 10$ mm | Ø 10 – 110 mm Ø ½ – 4" |
| Multilayer composite pipes | Ø 10 – 110 mm |
| REMS Cento RF Set | |
| Welded drain pipe/down pipe made of stainless steel (EN 1124) | Ø 40 – 110 mm |

REMS Cento – Cutting and deburring up to Ø 115 mm. Super fast. Right angled. Chip-free. No outer burr. Dry cutting.

Universal for many pipe types.

Ideal for pressfitting systems

Right angled cutting, according to requirements
Chip-free, no chips in piping system
No outer burr, no damage to O-ring by outer burr
Dry, no damage to the O-ring by coolants-lubricants.
Fast, prevents degradation of pipe material through overheating.

Design

Compact, mobile pipe cutting machine for fast, right angled, cutting with no outer burr. Handy and light, only 16.8 kg. Stable, distortion-free cast construction for right angled cutting. Easy pipe-cutting through specially designed cutter wheel. Powered cutter wheel and linear advance for fast cutting (**Patent EP 1 782 904**). Power saving feed-in through easy to grip, proven advance-lever and needle bearing mounted machine screw spindle. Cutter wheel protected – as movement restricted to before any contact with the rollers. Connection for driving outer/inner pipe deburrer REMS REG 10–54 E. For workbench, stand or wheel stand as an accessory, for easy transport, optimum working height and stable positioning. An alternative feed lever is available for operating the drive unit on the floor, see accessories.

Running rollers

4 strong hardened precision tubular steel running rollers on ball bearings for low-friction turning of the pipes Ø 22–115 mm, Ø ¾–4" to be cut, trapezoidally arranged, replaceable. No setting work required in the whole working range Ø 22–115 mm. Stainless tubular steel rollers as accessory. Cutting of pipes Ø 8–22 mm by placing two pipe sections Ø 28 x 220 mm on the running rollers. REMS Cento RF with 4 sturdy polyamide rollers mounted on ball bearings, to avoid damage to the pipe surfaces, for low-friction rotation of the welded drain pipes/downpipes of stainless steel (EN 1124) Ø 40–110 mm to be cut; pipe guides Ø 75 and 110 mm prevent the pipe from becoming oval shaped.

Drive

Robust gear, precisely mounted in roller and needle bearings, maintenance-free. Proven universal motor, 1200 W. Powerful, e.g. stainless steel pipe Ø 54 mm in just 4 s. Ideal speed 115 rpm for optimum cutting speed of the pipes. Safety foot-switch with emergency stop.

REMS cutter wheels

Top German quality. Cutter wheels specially designed to the performance capability of the REMS Cento and for numerous pipe materials with variable cutting geometries for fast cutting with no outer burr. Specially hardened, from proven, through-hardened REMS die-steel, ensuring long service life.

Pipe support

Pipe support, height adjustable, for pipes Ø 40–110 mm, Ø 1½–4", with operation of the drive unit with feed lever on the floor. Easy moving of the material in all directions when turning, pulling and pushing by four stainless steel balls mounted in a rust-protected housing. Safe guiding of long pipes by use of several pipe supports.

REMS pipe deburrer

Inner pipe deburrer REMS REG 28–108 for pipes Ø 28–108 mm, Ø ¾–4", with circulating friction element on the deburrer housing (**Patent EP 2 500 122**) for electrical rotary drive by the cutting wheel of the REMS Cento, REMS Cento 22V pipe cutting machine, as an accessory. Outer/inner pipe deburrer REMS REG 10–54 E for pipes Ø 10–54 mm, Ø ½–2½", for electric drive with the REMS Cento, REMS Cento 22V pipe cutting machines, see page 99.

Marking device

Marking device for marking the insertion depth for fittings on pipes, as an accessory.

Patent EP 1 782 904



Tested by electrosuisse >>>

German Quality Product



Info

Supply format

REMS Cento Basic. Pipe cutting machine for fast, right angled, cutting of pipes with no outer burr Ø 8–115 mm. For pipes of the press fitting systems made from stainless steel, carbon steel, copper, Ø 8–108 mm. For steel pipes EN 10255 (DIN 2440) DN 6–100, Ø ½–4", Ø 10–115 mm, cast pipes (SML) EN 877 (DIN 19522) DN 50–100, plastic tubes SDR 11, wall thickness $s \leq 10$ mm, Ø 10–110 mm, Ø ½–4", composite tubes Ø 10–110 mm. With maintenance-free gear, proven universal motor 230 V or 110 V, 50–60 Hz, 1200 W. Speed 115 rpm. Rollers in hardened precision steel pipe for pipes Ø 22–115 mm, Ø ¾–4". Safety foot-switch. Ring spanner. Without cutter wheel. For workbench, stand or wheel stand. In a carton.

| | | |
|--|----------|--|
| | Art.-No. | |
| | 845001 | |

Other voltages on request.



Supply format

REMS Cento RF Set. Pipe cutting machine especially for fast, right-angled cutting of welded drain pipes/down pipes made of stainless steel (EN 1124) Ø 40–110 mm. As Art. No. 845001, but with rollers made of polyamide and pipe guides Ø 75 and 110 mm. Safety foot switch. Ring spanner. With cutting wheel RF. For workbench, stand or wheel stand. In a carton.


| | | |
|--|----------|--|
| | Art.-No. | |
| | 845003 | |

Other voltages on request.



Accessories

| Description | Art.-No. | |
|--|----------|--|
| Feed lever with spring plug for operating the drive unit on the floor (for drive units manufactured from 2014 onwards). | 845218 | |
| REMS cutter wheel Cu-INOX for stainless steel pipes of pressfitting systems, copper, carbon steel | 845050 | |
| REMS cutter wheel Cu specially for pipes of copper pressfitting systems | 845053 | |
| REMS cutter wheel St for steel pipes, cast iron pipes (SML) | 845052 | |
| REMS cutter wheel V for plastic and multilayer composite pipes, wall thickness $s \leq 10$ mm | 845051 | |
| REMS cutting wheel C-SF especially for pipes of the pressfitting systems and push fitting systems made from carbon steel, simultaneously produces a chamfer. | 845055 | |
| REMS cutting wheel RF for cutting welded drain pipes/down pipes made of stainless steel (EN 1124) with REMS Cento RF. | 845054 | |
| Pipe support 1 , height adjustable, for pipes Ø 40–110 mm, Ø ½–4", with operation of the drive unit with feed lever on the floor | 845220 | |
| Hardened, precision tubular steel rollers (pack of 4) | 845118 | |
| Stainless tubular steel INOX rollers (pack of 4) | 845110 | |
| Polyamide roller (pack of 4) | 845131 | |
| Marking device for marking the insertion depth for fittings on pipes. For REMS Cento, REMS Cento 22V. | 845530 | |
| REMS REG 10–54 E , outer/inner pipe deburrer, see page 99 | | |
| REMS REG 28–108 , inner pipe deburrer for pipes Ø 28–108 mm, Ø ¾–4", for electric rotary drive by the cutting wheel of the REMS Cento, REMS Cento 22V pipe cutting machine (with REMS cutting wheel Art. No. 845050 or 845053). | 113840 | |
| Stand | 849315 | |
| Wheel stand | 849310 | |
| REMS Jumbo , folding workbenches, see page 104. | | |
| REMS Herkules , material supports, see page 105. | | |



Patent EP 2 500 122

REMS Cento 22V

Cordless pipe cutting machine

Light, mobile compact machine. Universal for cutting and deburring pipes. For trade and industry. For the building site and the workshop. Li-Ion 22V Technology. For battery and corded operation.

| | |
|---|-----------------------------------|
| Stainless steel pipes of pressfitting systems, carbon steel, copper | Ø 8–108 mm |
| Steel pipes EN 10255 (DIN 2440) | DN 6–100 Ø 1/8–4", Ø 10–115 mm |
| Cast iron pipes (SML) EN 877 (DIN 19522) | DN 50–100 |
| Plastic pipes SDR 11 | |
| Wall thickness $s \leq 10$ mm | Ø 10–110 mm Ø 1/8–4" |
| Multilayer composite pipes | Ø 10–110 mm |

REMS Cento 22V – Mobile cutting and deburring up to Ø 115 mm. Super fast. Right angled. Chip-free. No outer burr. Dry cutting. Li-Ion 22V Technology. Li-Ion 21.6V, 5.0 Ah battery, for approx. 280 stainless steel pipe sections of the Ø 22 mm press fitting systems with one battery charge.

Universal for many pipe types.

Ideal for pressfitting systems

- Right angled cutting**, according to requirements
- Chip-free**, no chips in piping system
- No outer burr**, no damage to O-ring by outer burr
- Dry**, no damage to the O-ring by coolants-lubricants.
- Fast**, prevents degradation of pipe material through overheating.

Design

Compact, mobile cordless pipe cutting machine for fast, right angled, cutting with no outer burr. Handy and light, drive unit with battery only 17.6 kg. Stable, distortion-free cast construction for right angled cutting. Easy pipe-cutting through specially designed cutter wheel. Powered cutter wheel and linear advance for fast cutting (Patent EP 1 782 904). Power saving feed-in through easy to grip, proven advance-lever and needle bearing mounted machine screw spindle. Cutter wheel protected – as movement restricted to before any contact with the rollers. Practical handle for easy transport. Connection for driving outer/inner pipe deburrer REMS REG 10–54 E. For workbench, stand or wheel stand as an accessory, for easy transport, optimum working height and stable positioning. An alternative feed lever is available for operating the drive unit on the floor, see accessories.

Running rollers

4 strong hardened precision tubular steel running rollers on ball bearings for low-friction turning of the pipes Ø 22–115 mm, Ø 3/4–4" to be cut, trapezoidally arranged, replaceable. No setting work required in the whole working range Ø 22–115 mm. Stainless tubular steel rollers as accessory. Cutting of pipes Ø 8–22 mm by placing two pipe sections Ø 28 x 220 mm on the running rollers.

Drive

Robust gear, precisely mounted in roller and needle bearings, maintenance-free. Powerful 21.6 V battery motor, e.g. stainless steel pipe Ø 54 mm in just 7 s. Ideal speed 84 rpm for optimum cutting speed of the pipes. Machine status check with overload protection of the drive unit against too high currents, with overheating protection by motor temperature monitoring (NTC), with electronic battery charging status check with charging level indication by a 2-coloured green/red LED. Safety foot-switch with emergency stop.

Battery or mains operation



Li-Ion 22V Technology. Highly resistant Li-Ion 21.6V battery with 5.0 Ah or 9.0 Ah capacity, for long service life. Light and powerful. Li-Ion 21.6V, 5.0Ah battery for approx. 280 stainless steel pipe sections, 9.0Ah for approx. 520 stainless steel pipe sections of the Ø 22 mm press fitting systems with one battery charge. Graduated charging status check by coloured LEDs. Operating temperature range – 10 to + 60 °C. No memory effect for maximum battery power. Rapid charger 100–240V, 90W. Rapid charger 100–240V, 290W, for shorter charging times, as accessory. Voltage supply 220–240V/21.6V, 40A output, for mains operation instead of Li-Ion battery 21.6 V, as accessory.

REMS cutter wheels

Top German quality. Cutter wheels specially designed to the performance capability of the REMS Cento 22V and for numerous pipe materials with variable cutting geometries for fast cutting with no outer burr. Specially hardened, from proven, through-hardened REMS die-steel, ensuring long service life.

Pipe support

Pipe support, height adjustable, for pipes Ø 40–110 mm, Ø 1 1/2–4", with operation of the drive unit with feed lever on the floor. Easy moving of the material in all directions when turning, pulling and pushing by four stainless steel balls mounted in a rust-protected housing. Safe guiding of long pipes by use of several pipe supports.



Tested by electrosuisse >>>

German Quality Product



Info

REMS pipe deburrer

Inner pipe deburrer REMS REG 28–108 for pipes \varnothing 28–108 mm, \varnothing $\frac{3}{4}$ –4", with circulating friction element on the deburrer housing (**Patent EP 2 500 122**) for electrical rotary drive by the cutting wheel of the REMS Cento, REMS Cento 22V pipe cutting machine, as an accessory. Outer/inner pipe deburrer REMS REG 10–54 E for pipes \varnothing 10–54 mm, \varnothing $\frac{1}{2}$ –2 $\frac{1}{8}$ ", for electric drive with the REMS Cento, REMS Cento 22V pipe cutting machines, see page 99.

Marking device

Marking device for marking the insertion depth for fittings on pipes, as an accessory.

Supply format

REMS Cento 22V Basic. Cordless pipe cutting machine for fast, right angled, cutting of pipes with no outer burr \varnothing 8–115 mm. For pipes of the press fitting systems made from stainless steel, carbon steel, copper, \varnothing 8–108 mm. For steel pipes EN 10255 (DIN 2440) DN 6–100, \varnothing $\frac{1}{8}$ –4", \varnothing 10–115 mm, cast pipes (SML) EN 877 (DIN 19522) DN 50–100, plastic tubes SDR 11, wall thickness $s \leq 10$ mm, \varnothing 10–110 mm, \varnothing $\frac{1}{8}$ –4", composite tubes \varnothing 10–110 mm. With maintenance-free gear, powerful 21.6 V battery motor. Speed 84 rpm. Machine status check with overload protection, temperature monitoring, battery charging status check. Rollers in hardened precision steel pipe for pipes \varnothing 22–115 mm, \varnothing $\frac{3}{4}$ –4". Safety foot-switch. Li-Ion 21.6V, 5.0Ah battery, 100–240V, 50–60 Hz, 90W rapid charger. Ring spanner. Without cutter wheel. For workbench, stand or wheel stand. In a carton.

| | |
|--|----------|
| | Art.-No. |
| | 845002 |

Other voltages on request.



Accessories

| Description | Art.-No. |
|--|----------|
| Battery Li-Ion 21.6V, 5.0 Ah | 571581 |
| Battery Li-Ion 21.6V, 9.0 Ah | 571583 |
| Rapid charger 100–240V, 50–60 Hz, 90W | 571585 |
| Rapid charger 100–240V, 50–60 Hz, 290W | 571587 |
| Voltage supply 220–240V/21.6V, 50–60 Hz, 40A, for mains operation instead of battery Li-Ion 21.6V | 571578 |
| Feed lever with spring plug for operating the drive unit on the floor. | 845218 |
| REMS cutter wheel Cu-INOX for stainless steel pipes of pressfitting systems, copper, carbon steel | 845050 |
| REMS cutter wheel Cu specially for pipes of copper pressfitting systems | 845053 |
| REMS cutter wheel St for steel pipes, cast iron pipes (SML) | 845052 |
| REMS cutter wheel V for plastic and multilayer composite pipes, wall thickness $s \leq 10$ mm | 845051 |
| REMS cutting wheel C-SF especially for pipes of the pressfitting systems and push fitting systems made from carbon steel, simultaneously produces a chamfer. | 845055 |
| Pipe support 1 , height adjustable, for pipes \varnothing 40–110 mm, \varnothing $\frac{1}{2}$ –4", with operation of the drive unit with feed lever on the floor | 845220 |
| Hardened, precision tubular steel rollers (pack of 4) | 845118 |
| Stainless tubular steel INOX rollers (pack of 4) | 845110 |
| Marking device for marking the insertion depth for fittings on pipes. For REMS Cento, REMS Cento 22V. | 845530 |

REMS REG 10–54 E, outer/inner pipe deburrer, see page 99

REMS REG 28–108, inner pipe deburrer for pipes \varnothing 28–108 mm, \varnothing $\frac{3}{4}$ –4", for electric rotary drive by the cutting wheel of the REMS Cento, REMS Cento 22V pipe cutting machine (with REMS cutting wheel Art. No. 845050 or 845053).


Stand 849315

Wheel stand 849310

REMS Jumbo, folding workbenches, see page 104.

REMS Herkules, material supports, see page 105.

REMS Lumen 2800 22V, cordless LED flood lamp, see page 107



Patent EP 2 500 122

Robust, mobile compact machine. Universal for cutting pipes. For trade and industry. For the building site and the workshop.

| | |
|---|----------------------|
| Stainless steel pipes of pressfitting systems, carbon steel, copper | Ø 54–225 mm |
| Steel pipes EN 10255 (DIN 2440) | DN 40–150 Ø 1½–6" |
| Cast iron pipes (SML) EN 877 (DIN 19522) | DN 50–200 |
| Plastic pipes SDR 11 | |
| Wall thickness $s \leq 21$ mm | Ø 40–225 mm |
| Multilayer composite pipes | Ø 40–110 mm |

REMS DueCento – Cutting up to Ø 225 mm.
Right angled. Chip-free. Ready for welding. Fast.
No outer burr. Dry cutting.

Universal for many pipe types.

Right angled cutting, according to requirements
Chip-free, no chips in the pipe system, no dust
Weldable, for muff and butt welds
Fast, without impairment of the pipe material by overheating
Without outside burr, easy insertion into connecting muffs
Dry cutting, without impairment by coolant lubricants

Design

Compact, mobile pipe cutting machine for fast, right angled, cutting with no outer burr. Handy and easily transportable, only 37 kg. Stable, distortion-free cast construction for right angled cutting. Easy pipe-cutting through specially designed cutter wheel. Powered cutter wheel and linear advance for fast cutting (**Patent EP 1 782 904**). Power saving feed-in through easy to grip, proven advance-lever and needle bearing mounted machine screw spindle. Cutter wheel protected – as movement restricted to before any contact with the rollers. Practical chassis with two rubber tyred wheels for easy transport.

Running rollers

4 strong hardened precision tubular steel running rollers on ball bearings for low-friction turning of the pipes to be cut, arranged in convex square for centred thrust pressure of the cutting wheel in the working range Ø 100–225 mm, Ø 4–6", without setting work (**Patent EP 2 740 556**). Roller insert for cutting pipes Ø 40–110 mm, Ø 1½–4", as an accessory.

Drive


Robust gear, precisely mounted in roller and needle bearings, maintenance-free. Proven universal motor, 1200 W. Powerful, e.g. plastic tube PE Ø 225 mm in just 15 s. Ideal speed 115 rpm for optimum cutting speed of the pipes. Safety foot-switch with emergency stop.

REMS cutter wheels

Top German quality. Cutter wheels specially designed to the performance capability of the REMS DueCento and for numerous pipe materials with variable cutting geometries for fast cutting with no outer burr. Specially hardened, from proven, through-hardened REMS die-steel, ensuring long service life.

Pipe supports

Pipe supports, height adjustable, for pipes Ø 40–110 mm, Ø 1½–4" and Ø 100–225 mm, Ø 4–8". Easy moving of the material in all directions when turning, pulling and pushing by four stainless steel balls mounted in a rust-protected housing. Safe guiding of long pipes by use of several pipe supports.




German Quality Product

Tested by electrosuisse >>>



Info



Supply format

REMS DueCento Basic. Pipe cutting machine for fast, right angled cutting of pipes \varnothing 40–225 mm, without outside burr. For pipes of the press fitting systems made from stainless steel, carbon steel, copper, \varnothing 54–225 mm. For steel pipes EN 10255 (DIN 2440) DN 40–150, \varnothing 1½–6", cast pipes (SML) EN 877 (DIN 19522) DN 50–200, plastic tubes SDR 11, wall thickness $s \leq 21$ mm, \varnothing 40–225 mm, \varnothing 1½–8", composite tubes \varnothing 40–110 mm. With maintenance-free gears, proven universal motor 110 / 230 V, 50–60 Hz, 1,200 W. Speed 115 rpm. Hardened, precision tubular steel rollers for pipes \varnothing 100–225 mm, \varnothing 4–6". Safety foot switch. Ring spanner. Without cutter wheel. 2 height adjustable pipe supports 1 for pipes \varnothing 100–225 mm, \varnothing 4–8". In a carton.

| | Art.-No. |
|--|----------|
| | 845004 |

Other voltages on request.



Accessories

| Description | Art.-No. |
|---|----------|
| REMS cutter wheel Cu-INOX for stainless steel pipes of pressfitting systems, copper, carbon steel | 845050 |
| REMS cutter wheel Cu specially for pipes of copper pressfitting systems | 845053 |
| REMS cutter wheel St for steel pipes, cast iron pipes (SML) | 845052 |
| REMS cutting wheel C-SF especially for pipes of the pressfitting systems and push fitting systems made from carbon steel, simultaneously produces a chamfer. | 845055 |
| REMS cutter wheel V, s 10 for plastic and multilayer composite pipes, wall thickness $s \leq 10$ mm | 845051 |
| REMS cutter wheel P, s 21 for plastic and multilayer composite tubes, wall thickness $s \leq 21$ mm | 845057 |
| Pipe support 1 , height adjustable for pipes \varnothing 100–225 mm, \varnothing 4–8" | 845220 |
| Pipe support 2 , height adjustable, for pipes \varnothing 40–110 mm, \varnothing 1½–4" (roller insert required) | 845230 |
| Roller insert for cutting pipes \varnothing 40–110 mm, \varnothing 1½–4" | 845060 |



Robust quality tool for clean, fast cutting of pipes in one cut. Stable magnesium version. For one-hand operation.

Flexible plastic hoses,
soft plastic pipes $\leq \varnothing 28 \text{ mm}$
 $\leq \varnothing 1\frac{1}{8} \text{''}$

REMS ROS P flex – Fast cutting in one cut. Ideal for cutting flexible plastic hoses and soft plastic pipes.

Stable magnesium version, extremely light.

Ergonomically designed handles for fast cutting in one cut. For one-hand operation.

Blade drawback by spring-loaded articulated lever.

Specially hardened and specially ground, wedge-shaped blade with cutting angle of 110°, PTFE-coated. Ideal for cutting hoses and soft plastic pipes.

Right-angled, burr-free cutting by pipe rests on both sides and bilaterally clamped blade.

One-hand locking for safe transport and protection of the blade.

Chip-free cutting – no chips left in the pipe.

REMS ROS P flex 28 S with softgrip. Needle bearing-mounted articulated lever for easy cutting in one step.



Info

Supply format

REMS ROS P flex. One-hand pipe shears for flexible plastic hoses and soft plastic pipes. With blade. In blister pack.

| Description | Pipes $\leq \varnothing$ mm/inch | Art.-No. |
|--|----------------------------------|----------|
| P flex 14 | 14 $\frac{9}{16} \text{''}$ | 291400 |
| P flex 22 | 22 $\frac{7}{8} \text{''}$ | 291410 |
| P flex 28 S on needle bearings | 28 $1\frac{1}{8} \text{''}$ | 291430 |

Accessories

| Description | Art.-No. |
|---|----------|
| Blade P flex 14 for REMS ROS P flex 14 | 291401 |
| Blade P flex 22 for REMS ROS P flex 22 | 291411 |
| Blade P flex 28 for REMS ROS P flex 28 S | 291431 |



REMS ROS P 26/SW 35 S



One-hand pipe shears

Robust quality tool for clean, fast cutting of pipes in one cut. With integrated pipe cutter for protective corrugated tubes. Stable magnesium version. For one-hand operation.

| | |
|-------------------------------------|-----------------------|
| Plastic tubes, composite tubes | ≤ Ø 26 mm ≤ Ø 1" |
| Protective corrugated plastic tubes | Ø 18–35 mm Ø ¾–1⅜" |

REMS ROS P 26/SW 35 S – Universal for many materials. Ideal for cutting composite pipes and PEX pipes. Fast cutting in one cut. With integrated pipe cutter for protective plastic corrugated tube.

- Stable magnesium version, extremely light.
- Ergonomically designed handles with softgrip for fast cutting in one cut. For one-hand operation.
- Needle bearing-mounted articulated lever for easy cutting in one step.
- Blade drawback by spring-loaded articulated lever.
- One-hand locking for safe transport and protection of the blade.
- Specially hardened and specially ground, rounded blade for low-wear working, PTFE-coated. 4 counter pressure rollers on needle bearings. For easy swivelling of the pipe shears during the cutting process. Ideal for cutting composite pipes, PEX pipes and similar.
- Right-angled, burr-free cutting by extra-wide pipe rests on both sides and bilaterally clamped blade.
- Cutting of protective corrugated pipes by 4 cutting tools at the end of the handle.
- Three-edged, wedge-shaped cutting tools with a cutting angle of 120°, rotatable 3 times by 120° for three times longer life.
- Cutting depth limiting of the cutting tools during cutting of corrugated protective pipes prevents damage to the inside of the pipe.
- Chip-free cutting – no chips left in the pipe.



Info

Supply format

REMS ROS P 26/SW 35 S. One-hand pipe shears for plastic and composite pipes with integrated pipe cutter for plastic corrugated protective pipes. 4 counter pressure rollers on needle bearings. With blade and 4 cutting tools. In blister pack.

| | Pipes ≤ Ø mm/inch | Art.-No. |
|--|-------------------|----------|
| | P 26/1" | 291242 |
| | SW 35/1⅜" | |

Accessories

| Description | Art.-No. |
|--|----------|
| Blade P 26/SW 35 for REMS ROS P 26/SW 35 S | 291243 |
| Cutting tool P26/SW 35, pack of 4 for REMS ROS P 26/SW 35 S | 291244 |



Robust quality tool for clean, fast cutting of pipes in one cut. Stable magnesium version. For one-hand operation.

Plastic pipes, multilayer composite pipes $\leq \varnothing 26 \text{ mm}$
 $\leq \varnothing 1''$

REMS ROS P 26 – fast cutting in one cut.

Stable magnesium version, extremely light.

Ergonomically designed handles for fast cutting in one cut. For one-hand operation.

Blade drawback by spring-loaded articulated lever.

One-hand locking for safe transport and protection of the blade.

Specially hardened and specially ground blade, PTFE-coated.

Right-angled, burr-free cut by pipe rest on both sides and blade guided on both sides.

Chipless cutting – no chips remaining in pipe.



Info



Supply format

REMS ROS P 26. One-hand pipe shears for plastic and multilayer composite tubes. With blade. In blister pack.

| | Pipes $\leq \varnothing$ mm/inch | Art.-No. | |
|--|----------------------------------|----------|--|
| | 26 | | |
| | 1" | 291240 | |

Robust quality tool for clean, fast cutting of pipes in one cut. Stable magnesium version. For one-hand operation.

PEX pipes and similar $\leq \varnothing 28 \text{ mm}$
 $\leq \varnothing 1\frac{1}{8}''$

REMS ROS PEX 28 S – fast cutting in one cut. Ideal for cutting PEX pipes.

Stable magnesium version, extremely light.

Ergonomically designed handles with softgrip for fast cutting in one cut. For one-hand operation.

Needle bearing-mounted articulated lever for easy cutting in one step.

Blade drawback by spring-loaded articulated lever.

One-hand locking for safe transport and protection of the blade.

Specially hardened and specially ground, wedge-shaped blade with cutting angle of 150° for low-wear working, PTFE-coated. Ideal for cutting PEX pipes.

Right-angled, burr-free cut by pipe rest on both sides and blade guided on both sides.

Chipless cutting – no chips remaining in pipe.



Info



Supply format

REMS ROS PEX 28 S. One-hand pipe shears for PEX pipes, on needle bearing. With blade. In blister pack.

| | Pipes $\leq \varnothing$ mm/inch | Art.-No. | |
|--|----------------------------------|----------|--|
| | 28 / $1\frac{1}{8}''$ | 291420 | |

Accessories

| Description | Art.-No. | |
|---|----------|--|
| Blade P 26 for REMS ROS P 26 | 291241 | |
| Blade PEX 28 for REMS ROS PEX 28 S | 291421 | |



REMS ROS P

One-hand pipe shears with ratchet feed/
pipe shears with ratchet feed

Handy quality tools for clean, fast pipe cuts.
For thin-walled pipes also. Sturdy aluminium/
magnesium version. For single-hand operation.

Plastic pipes, multi-layer composite tubes ≤ Ø 63 mm
≤ Ø 2"

REMS ROS P 35 / ROS P 35 A / ROS P 42 / ROS P 42 PS / ROS P 42 S / ROS P 63 P / ROS P 63 S

Sturdy aluminium version, REMS ROS P 42 S and magnesium (Mg) version
P 63 S, ultra light.

Specially hardened, wedge-shaped blade, also for thin-walled pipes.

For single-hand operation. Effortless working through power transmitting
ratchet feed.

Quick reverse saves time and effort. REMS ROS P 35 A with automatic
quick reverse after completion of cutting.

Right angle, burr-free cut through exact pipe support and guided blade
on both sides.

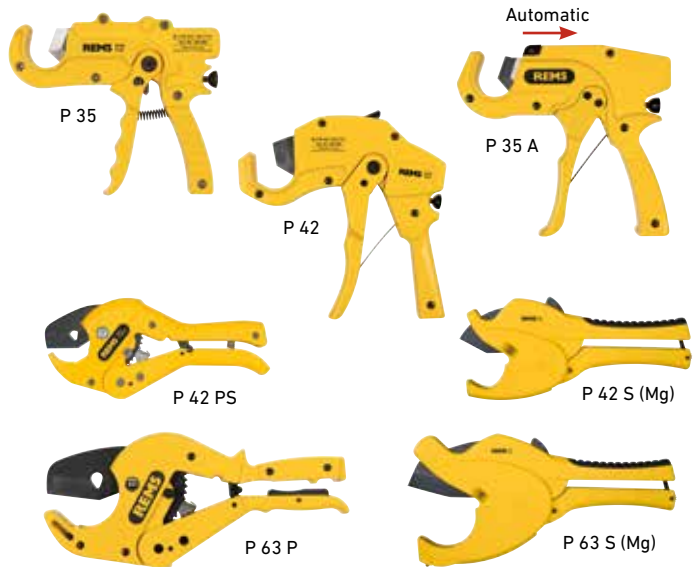
Chipless cutting – no chips remaining in pipe.



Supply format

REMS ROS P. One-hand pipe shears for plastic pipes and multi-layer composite
tubes. With blade. In blister pack/in box.

| Description | Pipes ≤ Ø mm/inch | Art.-No. |
|------------------------------|-------------------|----------|
| P 35 | 35 | |
| with quick reverse | 1 3/8" | 291200 |
| P 35 A | | |
| with automatic quick reverse | 35 | |
| | 1 3/8" | 291220 |
| P 42 | 42 | |
| with quick reverse | 1 5/8" | 291250 |
| P 42 PS | 42 | |
| with quick reverse | 1 5/8" | 291000 |
| P 42 S | 42 | |
| with quick reverse | 1 5/8" | 291010 |
| P 63 P | 63 | |
| with quick reverse | 2" | 291270 |
| P 63 S | 63 | |
| with quick reverse | 2" | 291290 |



Robust quality tools for clean, fast pipe cuts.
Robust steel version.

Plastic pipes ≤ Ø 75 mm, ≤ Ø 2 1/2"

REMS ROS P 75 P

Robust steel version for rugged conditions and long life, with end stop for
powerful engagement, also ideal for thick-walled plastic pipes.

Rough, non-slip handle for good grip.

Specially hardened and specially ground, wedge-shaped blade with cutting angle
of 150° for low-wear working.

Fast, easy operation through guided ratchet on both sides and fine-toothed
ratchet gear, specially hardened.

Right angle, burr-free cut through two-point pipe support and guided blade
on both sides.

Chipless cutting – no chips remaining in pipe.



Supply format


REMS ROS P 75 P. Pipe shear for plastic pipes. With blade. In a carton.

| Description | Pipes ≤ Ø mm/inch | Art.-No. |
|-------------|-------------------|----------|
| | 75 / 2 1/2" | 291101 |



Accessories

| Description | Art.-No. |
|---|----------|
| Blade P 35 for REMS ROS P 35 | 291201 |
| Blade P 35 A for REMS ROS P 35 A | 291221 |
| Blade P 42 for REMS ROS P 42 | 291251 |
| Blade P 42 PS for REMS ROS P 42 PS | 291023 |
| Blade P 42 S for REMS ROS P 42 S | 291036 |
| Blade P 63 P for REMS ROS P 63 P | 291271 |
| Blade P 63 S for REMS ROS P 63 S | 291037 |
| Blade P 75 for REMS ROS P 75 | 291111 |
| Blade P 75 P for REMS ROS P 75 P | 291112 |



REMS Cut 110 P

Pipe cutting and pipe chamfering tool

Robust quality tool for right-angle, plain cutting and chamfering (15°) in one operation. Can be used anywhere, free-hand, on parallel vice or work bench.

Plastic pipes in
ABS, PB, PE, PE-HD, PE-X,
PP, PVC, PVDF

Ø 40 – 110 mm

REMS Cut 110 P – cutting and chamfering at the same time.

Robust metal design for tough use.

Cutting and chamfering in one operation. While turning the tool shaft, also cutting only possible.

Fast and easy to use, ergonomic clamping grip.

Spring loaded clamp inserts in plastic for concentric clamping of different pipe sizes. Easy to change without tools.

Steplessly adjustable clamping pressure accommodates pipe tolerances.

Cutting and chamfering tool in hard metal with optimum cutter geometry ensures precise cutting and chamfering. Long service life.

Holder for workbench for effortless operation.

Tool set Cu-INOX and clamp inserts for cutting welded rain gutter pipes in copper, titanium zinc, stainless steel, as accessory.



Supply format


REMS Cut 110 P Set. Pipe cutting and pipe chamfering tool for plastic pipes in ABS, PB, PE, PE-HD, PE-X, PP, PVC, PVDF, Ø 40 – 110 mm. Quick clamping device Ø 110 mm with 2 each of clamping inserts Ø 50 and 75 mm. Tool set P with cutting and chamfering blade P, s 11. In sturdy case.

| Description | Art.-No. |
|----------------------|----------|
| Set 50-75-110 | 290400 |



Accessories

| Description | Pipes Ø mm | Art.-No. |
|---|------------|----------|
| Clamping inserts (pack of 2) | 40 | 290420 |
| | 50 | 290421 |
| | 52 | 290422 |
| | 56 | 290444 |
| | 58 | 290423 |
| | 60 | 290445 |
| | 63 | 290427 |
| | 75 | 290424 |
| | 76 | 290446 |
| | 78 | 290425 |
| | 80 | 290447 |
| | 87 | 290448 |
| | 90 | 290426 |
| 100 | 290449 | |
| Tool set P | | |
| with cutting and chamfering blade P, s 11 | | 290432 |
| Cutting and chamfering blade P, s 11 | | 290430 |
| Cutting and chamfering blade P, s 15.5 | | 290431 |
| Tool set Cu-INOX | | |
| with cutter wheel Cu-INOX 3 – 120, s 4 | | 290433 |
| REMS cutter wheel Cu-INOX 3 – 120, s 4 | | 113210 |
| Holder for work bench | | 290440 |
| Case | | 290437 |



REMS Cut 110 Cu-INOX

Pipe cutting tool

Robust quality tool for right-angle cutting of welded pipe. Can be used anywhere, free-hand, on parallel vice or work bench.

Welded copper drainpipe/downpipe,
Titanium zinc, stainless steel (EN 1124) Ø 50–110 mm

REMS Cut 110 Cu-INOX – Easy cutting of downpipes.

Robust metal design for tough use.

Fast and easy to use, ergonomic clamping grip.

Spring loaded clamp inserts in plastic for concentric clamping of different pipe sizes. Easy to change without tools.

Steplessly adjustable clamping pressure accomodates pipe tolerances.

Cutting and chamfering tool in hard metal with optimum cutter geometry ensures precise cutting and chamfering. Long service life.

Holder for workbench for effortless operation.

Tool set P and clamp inserts for right-angle, plain cutting and chamfering (15°) of plastic pipe, as accessory, see page 94.



Supply format

REMS Cut 110 Cu-INOX Set. Pipe cutter for welded drainpipes/downpipes made of copper, titanium zinc, stainless steel (EN 1124), Ø 50–110 mm. Quick action clamp Ø 110 mm with clamp inserts. Tool set Cu-INOX with cutter wheel Cu-INOX 3–120, s 4. In sturdy case.

| Description | Art.-No. |
|--------------------------|----------|
| Set 50-75-110 | 290412 |
| Set 60-80-100-110 | 290410 |
| Set 76-87-100-110 | 290411 |



Accessories

| Description | Art.-No. |
|---|----------|
| Clamp inserts , see page 94. | |
| Tool set Cu-INOX with cutter wheel Cu-INOX 3–120, s 4 | 290433 |
| REMS cutter wheel Cu-INOX 3–120, s 4 | 113210 |
| Holder for work bench | 290440 |



Handy quality tools for simple and fast external chamfering (15°) of pipes.

Plastic pipes \varnothing 16 – 250 mm, \varnothing 3/4 – 10"

Wall thickness \leq PN 16

REMS RAG – chamfering at 15°.

Chamfering at 15° on commonly used plastic pipes.

Also suited for deburring plastic pipes. Ensures easy joining of sleeves to be welded.

Easily adjusted for pipe diameter and wall thickness.

Very fast and easy chamfering due to a particularly favourable cutting geometry of the chamfering blades.

Two adjacent, identical chamfering blades, one of which cuts the chamfer and the other one serves as a support for the pipe during chamfering. If the cutting chamfering blade is worn, it can be exchanged with the support part, for double the service life.

Easy-to-slide V-block with two different bevel angles for good guidance of small pipe sizes. In high-grade, glass-fibre reinforced polyamide.



German Quality Product



Supply format

REMS RAG. Pipe chamfering tool for plastic pipes. With blades. In a carton.

| Description | Pipes \leq \varnothing mm/inch | Art.-No. |
|-------------------|------------------------------------|----------|
| P 16 – 110 | 16 – 110 / 3/4 – 4" | 292110 |
| P 32 – 250 | 32 – 250 / 1 1/4 – 10" | 292210 |

Accessories

| Description | Art.-No. |
|--|----------|
| Chamfering blades (pack of 2) for REMS RAG P 16–250 | 292011 |



REMS REG Universal

Universal deburrer

Universal quality tool for deburring tubes and edges of different materials.

Copper, steel, brass, aluminium, plastic.

REMS REG Universal – the all-purpose deburrer.

Robust metal design for tough use.

Easy handling and good grip thanks to ergonomically designed hexagon handle.

Rotating universal deburrer blade in handle accommodates to the work piece edge to be deburred.

Specially hardened and specially ground universal deburrer blade guarantees easy deburring and long service life.

Fast, simple blade replacement by pulling back the front sliding sleeve.



Supply format

REMS REG Universal. Universal deburrer. For copper, steel, brass, aluminium, plastic. On cardboard.

| | | |
|--|----------|--|
| | Art.-No. | |
| | 113910 | |

Accessories

| | | |
|-----------------------------------|----------|--|
| Description | Art.-No. | |
| Universal deburring blade, ground | 113360 | |

REMS REG St ¼ – 2"

Inner pipe deburrer

Robust quality tool for inner pipe deburring.

For electric operation.

Steel pipes and other pipes Ø ¼ – 2"

REMS REG St ¼ – 2": effortless electric deburring.

Inner pipe deburrer with octagonal attachment head for operating by means of electric die stocks with octagonal seat, e.g. REMS Amigo E, REMS Amigo, REMS Amigo 2, REMS Amigo 2 Compact.

Specially hardened and designed deburring blade ensures easy deburring and extremely long life. Double edges for optimum chip flow, specially for small sizes.



German Quality Product



Supply format

REMS REG St ¼ – 2". Inner pipe deburrer for electric operation. For steel pipes and other pipes, Ø ¼ – 2". In a carton.

| | | |
|--|----------|--|
| | Art.-No. | |
| | 731700 | |

REMS REG 3 – 35

Outer-inner tube deburrer

Sturdy manual tool for outer-inner tube deburring.

Copper, brass, aluminium, steel, plastic tubes

Ø 3 – 35 mm
Ø ⅛ – 1⅜"

REMS REG 3 – 35 – the sharp edge.

Fast, effortless deburring through 3 specially hardened and ground deburring blades.

Robust housing in shock-proof, resistant plastic.



German Quality Product

Supply format

REMS REG 3 – 35. Outer-inner tube deburrer. For copper, brass, aluminium, steel, plastic tubes, Ø 3 – 35 mm, Ø ⅛ – 1⅜". In blister pack.

| | | |
|--|----------|--|
| | Art.-No. | |
| | 113900 | |

REMS REG 8 – 35

Outer-inner pipe deburrer

Robust quality tool for removing outer and inner burr from pipes.

Stainless steel pipes, other steel pipes, copper, brass, aluminium, plastic pipes

Ø 8 – 35 mm
Ø 3/8 – 1 3/8"

REMS REG 8 – 35 – the multiple edge up to Ø 35 mm.

Easy, effortless deburring through multiple blades which are specially hardened and ground.

Robust metal design for tough use.



Supply format

REMS REG 8 – 35. Outer-inner pipe and tube deburrer. For stainless steel pipes, other steel pipes, copper, brass, aluminium, plastic pipes, Ø 8 – 35 mm, Ø 3/8 – 1 3/8". In blister pack.

| | | |
|--|----------|--|
| | Art.-No. | |
| | 113825 | |

REMS REG 10 – 42

Outer-inner pipe deburrer

Robust, solid all-metal tool for outer-inner pipe and tube deburring. For manual or electric operation.

Stainless steel pipes, other steel pipes, copper, brass, aluminium, plastic pipes

Ø 10 – 42 mm
Ø 1/2 – 1 5/8"

REMS REG 10 – 42 – by hand or electric. Specially for stainless steel pipes.

Ideal for pipes of all types. Specially for stainless steel tubes of pressfitting systems.

Easy and fast deburring through an appropriate, solid all-metal tool, equipped with 4 specially hardened and ground deburring blades

Driver for electrical drive by power drills/screwdrivers (speed ≤ 300 rpm), as an accessory.



German Quality Product



Supply format

REMS REG 10 – 42. Outer-inner pipe and tube deburrer for manual or electric operation. For stainless steel pipes, other steel pipes, copper, brass, aluminium, plastic pipes, Ø 10 – 42 mm, Ø 1/2 – 1 5/8". Without adapter for electric drive. In blister pack.

| | | |
|--|----------|--|
| | Art.-No. | |
| | 113810 | |

Accessories

| | | |
|------------------------------|----------|--|
| Description | Art.-No. | |
| Adapter for REMS REG 10 – 42 | 113815 | |



REMS REG 10 – 54

Outer-inner pipe deburrer

Robust quality tool for removing outer and inner burr from pipes.

Stainless steel pipes, other steel pipes, copper, brass, aluminium, plastic pipes

Ø 10 – 54 mm
Ø ½ – 2 1/8"

REMS REG 10 – 54 – the multiple edge up to Ø 54 mm.

Easy, effortless deburring through multiple blades which are specially hardened and ground.

Robust metal design for tough use.



Supply format

REMS REG 10 – 54. Outer-inner pipe and tube deburrer. For stainless steel pipes, other steel pipes, copper, brass, aluminium, plastic pipes, Ø 10 – 54 mm, Ø ½ – 2 1/8". In blister pack.

| | | |
|--|----------|--|
| | Art.-No. | |
| | 113830 | |

REMS REG 10 – 54 E

Outer-inner pipe deburrer

Robust quality tool for removing outer and inner burr from pipes. For manual operation or electric drive.

Stainless steel pipes, other steel pipes, copper, brass, aluminium, plastic pipes

Ø 10 – 54 mm
Ø ½ – 2 1/8"

REMS REG 10 – 54 E – by hand or electrically. Especially for stainless steel pipes.

Easy, effortless deburring through multiple blades which are specially hardened and ground.

Integrated hexagonal driver for electrical drive by power drills/screwdrivers with 1/4" bit holders (speed ≤ 300 rpm), by the REMS Cento or REMS Cento 22V pipe cutting machine (page 84–87) and by the REMS Turbo Cu-INOX pipe circular sawing machine (page 72) (**Patent EP 2 058 067**).

Robust metal design for tough use.



Supply format

REMS REG 10 – 54 E. Outer-inner pipe and tube deburrer for manual or electric operation. For stainless steel pipes, other steel pipes, copper, brass, aluminium, plastic pipes, Ø 10 – 54 mm, Ø ½ – 2 1/8". In blister pack.

| | | |
|--|----------|--|
| | Art.-No. | |
| | 113835 | |

Accessories

Description

REMS Cento, pipe cutting machine, see page 84

REMS Cento 22V, cordless pipe cutting machine, see page 86

REMS Turbo Cu-INOX, pipe circular sawing machine, see page 72



Assembling

| | | |
|---|--|------------|
|  | Water pump pliers | 102 |
|  | Pipe workstation Chain pipe vices | 103 |
|  | Folding workbenches | 104 |
|  | Material supports | 105 |
|  | Electric LED flood lamp Cordless LED flood lamp | 106 |

REMS Catch S

Swedish pattern wrench 'S'

Rugged quality tools for tough use and long service life.
All-steel, drop forged.

Swedish model according to DIN 5234 - Form C.

Pipes $\leq \varnothing 3''$
Nuts, bolts, flat material

REMS Catch S – for professional use.

Swedish model with S-shaped jaws for secure 3-point grip.
Self-locking thus secure gripping and holding even on smooth pipes.
Rugged design in chrome-vanadium steel, all steel, drop forged, tempered, powder-coated. Hardened, highly wear resistant toothing.
Ergonomically shaped handle, slip-proof. Stop prevents jamming.
Adjusting nut cannot be lost. Reinforced sleeve.



Supply format

REMS Catch S. Swedish pattern wrench 'S'. DIN 5234 – Form C.
In plastic bag.

| Description Pipes $\leq \varnothing$ inch | Width mm | Art.-No. |
|--|----------|----------|
| S 1/2" | 36 | 116000 |
| S 1" | 47 | 116005 |
| S 1 1/2" | 60 | 116010 |
| S 2" | 78 | 116015 |
| S 3" | 112 | 116020 |



REMS Catch W

Water pump pliers

Rugged quality tools for tough use and long service life.
All-steel, drop forged.

According to ISO 8976 with box joint.

Pipes $\leq \varnothing 1\frac{1}{2}''$
Square, hexagonal joints, flat material

REMS Catch W – for professional use.

Gripping pliers with reinforced, ground, box joint. 7 grip positions.
Self-locking thus secure gripping and holding, even on smooth pipes.
Rugged design in chrome-vanadium steel, all-steel, drop forged, tempered, powder-coated. Hardened, highly wear resistant toothing.
Ergonomically shaped handle, slip-proof. Stop prevents jamming.



Supply format

REMS Catch W. Water pump pliers, 7 grip positions. ISO 8976.
In plastic bag.

| Description | Pipes $\leq \varnothing$ inch | Art.-No. |
|-------------|-------------------------------|----------|
| W 175 | 1" | 116050 |
| W 240 | 1 1/4" | 116055 |
| W 300 | 1 1/2" | 116060 |



REMS Aquila 3B

Portable pipe workstation with chain pipe vice

Sturdy, easy to carry pipe workstation with integrated chain pipe vice on folding tripod stand. With practical shelf plate. For trade and industry. For the building site and the workshop.

| | |
|----------------|-----------------------------|
| Clamping range | Ø 10 – 165 mm Ø 1/8 – 6" |
| Load capacity | ≤ 450 kg |

REMS Aquila 3B – portable pipe workstation. Safe clamping of pipes up to 6". Everywhere on site.

Sturdy, torsion-free die-cast structure of the work plate with integrated chain pipe vice, pipe rest, tool holders, 3 benders for bending pipes Ø 10 – 26 mm, Ø 3/8 – 3/4", clamping head.

Specially toothed double clamping jaws, easily changeable, prism-shaped, for safe clamping of the pipes in the whole working range. Specially hardened, for long life.

Clamping chain with strong chain links, easy clamping by quick closure and trapezoidal threaded spindle.

Well accessible working range in front of the chain pipe vice for free swing of even long tools.

Especially suitable for pipe installation, e.g. for cutting, thread cutting, bending, assembly.

Adjustable clamping head for clamping the pipe workstation between the ceiling and the floor, for especially secure standing.

Proven tripod stand for secure standing, folding, for easy erection and transport. Practical shelf plate for tools and work material.

REMS Herkules height adjustable material supports (see page 105).



Info



Supply format

REMS Aquila 3B. Pipe workstation with chain pipe vice for clamping pipes, solid material Ø 10 – 165 mm, Ø 1/8 – 6". Work plate with integrated chain pipe vice with double clamping jaws, pipe rest, tool holders, 3 benders for bending pipes Ø 10 – 26 mm, Ø 3/8 – 3/4", clamping head. Folding tripod stand with shelf plate. Load capacity ≤ 450 kg. In a carton.

| | | |
|--|----------|--|
| | Art.-No. | |
| | 120270 | |

REMS Aquila WB

Chain pipe vice for workbench

High quality, robust chain pipe vice for fixing to a workbench. Excellent quality for long life. For trade and industry. For the building site and the workshop.

| | |
|----------------|-----------------------------|
| Clamping range | Ø 10 – 165 mm Ø 1/8 – 6" |
|----------------|-----------------------------|

REMS Aquila WB – safe clamping of pipes up to 6".

Sturdy, torsion-free die-cast structure of the base plate with integrated chain pipe vice, pipe rest, bender.

Specially toothed double clamping jaws, easily changeable, prism-shaped, for safe clamping of the pipes in the whole working range. Specially hardened, for long life.

Clamping chain with strong chain links, easy clamping by quick closure and trapezoidal threaded spindle.

Well accessible working range in front of the chain pipe vice for free swing of even long tools.

Especially suitable for pipe installation, e.g. for cutting, thread cutting, bending, assembly.

For fixing to the workbench. Pay attention to load capacity of the workbench.

REMS Herkules height adjustable material supports (see page 105).



German Quality Product



Info



Supply format

REMS Aquila WB. High quality chain pipe vice for clamping pipes, solid material Ø 10 – 165 mm, Ø 1/8 – 6". Base plate with integrated chain pipe vice with double clamping jaws, pipe rest, bending device. For work bench. In a carton.

| | | |
|--|----------|--|
| | Art.-No. | |
| | 120250 | |

Sturdy, easy to carry folding workbenches for universal use. Worktop in accordance with DIN 68 705. For trade and industry. For the building site and the workshop.

REMS Jumbo E – handy and light.

| | |
|---------------|------------------------------------|
| Work top | Birch-Multiplex, 800 × 600 × 22 mm |
| Height | 800 mm |
| Weight | 23 kg |
| Load capacity | ≤ 300 kg |

REMS Jumbo – the indestructible folding workbench.

Handy and light. German quality product.

| | |
|---------------|-------------------------------------|
| Work top | Beech-Multiplex, 1100 × 700 × 26 mm |
| Height | 800 mm |
| Weight | 28 kg |
| Load capacity | ≤ 300 kg |

REMS Jumbo – assembled and disassembled at lightning speed. With toggle catch. Worktops in accordance with DIN 68 705. Highly resistant up to 300 kg.

Handy and light. REMS Jumbo E only 23 kg, REMS Jumbo only 28 kg.

Worktop made of special Birch-Multiplex plywood (REMS Jumbo E) or Beech-Multiplex plywood (REMS Jumbo), in accordance with DIN 68 705 weather-proof glued, impregnated, vice-proof and tear-proof, flat and torsion-free.

Impact and splinter resistant thanks to steel edge protection. Screws and nuts galvanised,

Especially safe standing by strong tubular steel frame with toggle catch, assembled and disassembled at lightning speed. Easy to carry.

Highly resistant, max. load capacity 300 kg.



German Quality Product



Info



Supply format

REMS Jumbo. Folding workbench with toggle catch. Worktop in accordance with DIN 68 705. Load capacity ≤ 300 kg. In a carton.

| Description | Work top | Size mm | Art.-No. |
|---------------------|-----------------|------------|----------|
| REMS Jumbo E | Birch-Multiplex | 800 × 600 | 120240 |
| REMS Jumbo | Beech-Multiplex | 1100 × 700 | 120200 |

Vertically adjustable material support with roller guidance for rotating and stationary pipe and solid material. For trade and industry. For the building site and the workshop.

Pipes, solid material \varnothing (1/8) 3/4 – 6", \varnothing (6) 26 – 168 mm
Load capacity ≤ 150 kg

REMS Herkules – the sturdy support.

Easy moving of the material in all directions when turning, pulling and pushing by two stainless steel balls mounted in a rust-protected housing in the range \varnothing 3/4 – 6", \varnothing 26 – 168 mm.

Especially suitable for pipe installation, e.g. for cutting, thread cutting, roll grooving, welding, soldering.

Robust, job site-proven design. Dismantles for transport and stocking.

Optionally on safe standing tripod or with clamping device for workbench.

Height adjustable, REMS Herkules 3B from 690 to 1,180 mm from the floor, REMS Herkules Y from 35 to 580 mm from the workbench surface.

Supply format

REMS Herkules. Vertically adjustable material support for pipes, solid material \varnothing (1/8) 3/4 – 6", \varnothing (6) 26 – 168 mm. Optionally on tripod or with clamping device for workbench. Load capacity ≤ 150 kg. In a carton.

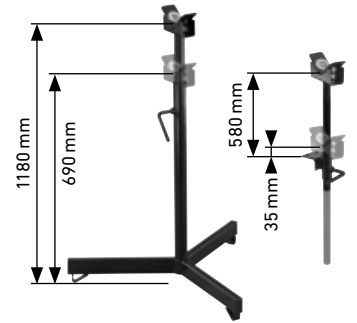
| Description | Version | Art.-No. |
|-------------------------|---------------------------------|----------|
| REMS Herkules 3B | Tripod with protection caps | 120120 |
| REMS Herkules Y | Clamping fixture for work bench | 120130 |



German Quality Product



Info



Height adjustable material support with ball guide for rotating and standing tubular and solid material. For trade and industry. For the building site and the workshop.

Pipes, solid material \varnothing (1/8) 1 1/4 – 12", \varnothing (6) 42 – 324 mm
Load capacity ≤ 450 kg

REMS Herkules XL 12" – extra stable for pipes up to 12".

Especially suitable for pipe installation, e.g. for roll grooving, cutting, thread cutting, welding, soldering.

Easy moving of the material in all directions when turning, pulling and pushing by two stainless steel balls mounted in a rust-protected housing in the range \varnothing 1 1/4 – 12", \varnothing 42 – 324 mm.

Robust, job site-proven design. Securely standing tripod, folds up for transport and storage.

Height adjustable from 505 to 915 mm from the floor.

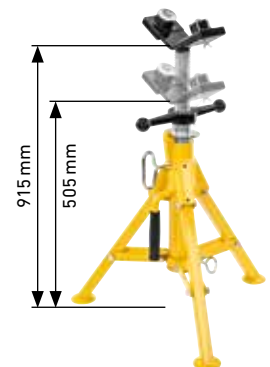
Threaded spindle for simple alignment of the pipe, with fixing device.

Practical handle for easy transport.

Supply format

REMS Herkules XL 12". Height adjustable, fold-up for pipes, solid material \varnothing 1 1/4 – 12", \varnothing 42 – 324 mm. Load capacity ≤ 450 kg. In a carton.

| | Art.-No. |
|--|----------|
| | 120125 |



REMS Lumen 5000/7000/10000

Electric LED flood lamp

Powerful, electric LED flood lamp with high light intensity. For the building site and the workshop.

REMS Lumen 5000

Light flux 5000 lm

REMS Lumen 7000

Light flux 7000 lm

REMS Lumen 10000

Light flux brightness stage 1 5000 lm

Light flux brightness stage 2 10000 lm

REMS Lumen 5000/7000/10000 – electric lighting.
With high light intensity. Handy, light.
Continuous swivel.

Universal use


Powerful, mobile, electric LED flood lamp with high light intensity for universal use on the building site or in the workshop. REMS Lumen 10000 with 2 selectable brightness stages for any application purpose.

Design

Handy, light, electric LED flood lamp. REMS Lumen 5000 only 1.8 kg, REMS Lumen 7000 only 2.2 kg, REMS Lumen 10000 only 3.0 kg. Impact-resistant aluminium housing, dust-proof, protected against water jets from all directions. LEDs protected by impact-resistant, unbreakable acrylic glass. Flood lamp housing swivels through 360°, fixable by star grips, for optimum alignment of the light. On/Off switch. Tubular steel frame with rubber feet for a firm stand. Practical, non-slip handle. Practical, sturdy, telescopic tripod stand, only 1.9 kg, for accurate positioning of the LED flood lamp, adjustable height from 615 to 1,590 mm above floor level, collapsible for easy transport, as an accessory.

LED flood lamp

Modern, energy-saving LED flood lamp with high light intensity. Lights immediately without switch-on delay. Brightness of the LEDs in REMS Lumen 10000 selectable in 2 stages. 120° radiation angle for good illumination. Colour temperature 5,000 K. Efficient heat dissipation by high-quality, aluminium, ribbed heat sinks. Overheating regulates the power supply automatically, for continuous operation.



Supply format

REMS Lumen. Electric LED flood lamp with high light intensity. 230V, 50–60 Hz. 5 m connecting lead. In a carton.

| Description | Light flux ≤lm | Power ≤W | Art.-No. |
|--------------------|-------------------|-------------|----------|
| Lumen 5000 | 5000 | 50 | 175220 |
| Lumen 7000 | 7000 | 70 | 175221 |
| Lumen 10000 | 10000 | 100 | 175222 |

Other voltages on request.

Accessories

| Description | Art.-No. |
|---|----------|
| REMS 3B telescopic stand , on a tripod, height-adjustable, collapsible | 175230 |



REMS Lumen 2800 22V

Cordless LED flood lamp

Powerful, mobile cordless LED flood lamp with high light intensity. Li-Ion 22V Technology. For battery and corded operation. For the building site and the workshop.

| | |
|-------------------------------|---------|
| Light flux brightness stage 1 | 1100 lm |
| Light flux brightness stage 2 | 2000 lm |
| Light flux brightness stage 3 | 2800 lm |

REMS Lumen 2800 22V – lights everywhere. With high light intensity. Mobile, handy, light. For battery and corded operation. Continuous swivel.

Universal use

Powerful, mobile, cordless LED flood lamp with high light intensity for universal use on the building site or in the workshop. 3 selectable brightness stages, ideal for any application purpose.

Design

Handy, lightweight, cordless LED flood lamp, only 1.7 kg, with battery only 2.1 kg. Impact-resistant plastic housing. LEDs protected by impact-resistant, unbreakable acrylic glass. Flood lamp housing swivels through 360°, fixable by wing nuts, for optimum alignment of the light. On/Off switch. Tubular steel frame with plastic plate and pluggable hook, for fastening or hanging the flood lamp. Practical, non-slip handle. 220–240V, 50–60 Hz, 138 W power supply, for mains operation included. Holder for REMS Li-Ion 21.6 V integrated into the housing for cordless instead of mains operation. In cordless operation with Li-Ion 21.6V, 1.5 Ah, 32.4 Wh (output). Practical, sturdy, telescopic tripod stand, only 1.9 kg, for accurate positioning of the LED flood lamp, adjustable height from 615 to 1,590 mm above floor level, collapsible for easy transport, as an accessory.

LED flood lamp

Modern, energy-saving LED flood lamp with high light intensity. Lights immediately without switch-on delay. LED brightness selectable in 3 stages. 120° radiation angle for high illumination. Colour temperature 6,500 K. Efficient heat dissipation by high-quality, aluminium, ribbed heat sinks prevents overheating. For continuous operation.

Battery or mains operation

Li-Ion 22V Technology. Highly resistant Li-Ion 21.6V battery with 1.5, 2.5, 5.0 or 9.0Ah capacity, for long service life. Light and powerful. Graduated charging status check by coloured LEDs. Operating temperature range – 10 to + 60 °C. No memory effect for maximum battery power. Rapid charger 100–240V, 90 W. Rapid charger 100–240V, 290W, for shorter charging times, as accessory.

| Description | Operating hours h | | |
|-----------------------------|-------------------|---------|---------|
| | Stage 1 | Stage 2 | Stage 3 |
| Battery Li-Ion 21.6V, 1.5Ah | 3.3 | 1.4 | 1.0 |
| Battery Li-Ion 21.6V, 2.5Ah | 5.4 | 2.4 | 1.6 |
| Battery Li-Ion 21.6V, 5.0Ah | 10.9 | 4.8 | 3.2 |
| Battery Li-Ion 21.6V, 9.0Ah | 19.6 | 8.6 | 5.7 |

Supply format

REMS Lumen 2800 22V Set Power-Edition. Cordless LED flood lamp with high light intensity. For battery and corded operation. Light flux ≤ 2800 lm. Voltage supply 220–240V, 50–60 Hz, 138W. Without battery, without rapid charger. In a carton.

| | |
|--|----------|
| | Art.-No. |
| | 175210 |

Other voltages on request.

Supply format

REMS Lumen 2800 22V Set. Cordless LED flood lamp with high light intensity. For battery and corded operation. Light flux ≤ 2800 lm. Battery Li-Ion 21.6 V, 1.5 Ah, rapid charger 220–240V or 110 V, 50–60 Hz, 70 W. Voltage supply 220–240V, 50–60Hz, 138W. In a carton.


| | |
|--|----------|
| | Art.-No. |
| | 175211 |

Other voltages on request.






Accessories

| Description | Art.-No. |
|--|----------|
| Battery Li-Ion 21.6 V, 1.5 Ah | 571570 |
| Battery Li-Ion 21.6 V, 2.5 Ah | 571571 |
| Battery Li-Ion 21.6 V, 5.0 Ah | 571581 |
| Battery Li-Ion 21.6 V, 9.0 Ah | 571583 |
| Rapid charger 100–240V, 50–60 Hz, 90W | 571585 |
| Rapid charger 100–240V, 50–60 Hz, 290W | 571587 |
| REMS 3B telescopic stand, on a tripod, height-adjustable, collapsible | 175230 |





Pressure testing
Cleaning
Disinfecting
Preserving
Flushing
Filling

| | | |
|---|--|------------|
|  | Hand pressure testing pump | 110 |
|  | Electric pressure testing pump | 111 |
|  | Electric decalcifying pump | 112 |
|  | Electronic flushing unit with compressor | 113 |
|  | Electronic flushing and pressure testing unit with compressor | 116 |
|  | Disinfection unit TW, cleaning and preservation unit H | 119 |
|  | Machine cleaner | 119 |
|  | Electric filling and flushing unit | 120 |

Proven, reliable testing pump for pressure and tightness tests of piping systems and receptacles.

| | |
|----------------------------|------------------------|
| Testing and pressure range | ≤ 6 MPa/60 bar/870 psi |
| Water, oil, glycol | |
| pH-value of liquids | 7–12 |
| Temperature of liquids | ≤ 60°C |
| Viscosity of liquids | ≤ 1.5 mPa s |

REMS Push – reliable pressure hold.

Universal use

For plumbing, heating, solar system and sprinkler installations, for compressed air, steam and cooling systems, oil installations, for boiler and pressure vessel building.

Design

Robust, job-site proven metal design for tough use. REMS Push with corrosion-resistant, powder-coated 12 ltr steel tank. Distortion resistant lever with ergonomic handle, doubles as carrying handle when locked. Wear resistant pressure piston in brass, Ø 30 mm. High-pressure hose with ½"-connection. Fine scale pressure gauge (accessory), p ≤ 1.6 MPa/16 bar/232 psi, for reading a pressure change of 0.01 MPa/0.1 bar/1.45 psi for tightness testing according to DIN 1988, as accessory.

Stainless steel tank

REMS Push INOX with 12 ltr stainless steel tank. For extremely long life.

Functioning

Pressure and tightness test with water or oil. Double valve system for reliable pressure built-up, with rust-proof steel balls. High pumping capacity with long stroke, fine pressure adjustment at short pushes. High pressure hose with fabric ply prevents measurement errors.



Info

Supply format

REMS Push. Hand pressure testing pump with pressure gauge, p ≤ 6 MPa/60 bar/870 psi, for pressure and tightness testing of piping systems and receptacles up to 6 MPa/60 bar/870 psi, Corrosion-resistant, powder-coated 12 ltr steel tank. 1.5 m high-pressure hose with ½"-connection. In a carton.

| | |
|--|----------|
| | Art.-No. |
| | 115000 |

Supply format

REMS Push INOX. Hand pressure testing pump with pressure gauge, p ≤ 6 MPa/60 bar/870 psi, for pressure and tightness testing of piping systems and receptacles up to 6 MPa/60 bar/870 psi. 12 ltr stainless steel tank. 1.5 m high-pressure hose with ½"-connection. In a carton.

| | |
|--|----------|
| | Art.-No. |
| | 115001 |



Accessories

| Description | Pressure p ≤ MPa/bar/psi | Art.-No. |
|--|--------------------------|----------|
| Connecting piece with pressure gauge and shut off valve | 6/60/870 | 115110 |
| Fine scale pressure gauge | 1.6/16/232 | 115045 |



REMS E-Push 2

Electric pressure testing pump

| | |
|--|------------------------|
| Powerful, electric pressure testing pump for pressure and tightness tests of piping systems and receptacles. | |
| Testing and pressure range | ≤ 6 MPa/60 bar/870 psi |
| Pumping capacity | 6.5 l/min |
| Water, hydrous solutions, emulsions | |
| pH-value of liquids | 7–10 |
| Temperature of liquids | ≤ 60°C |
| Viscosity of liquids | ≤ 1.5 mPa s |

REMS E-Push 2 – electric charging and testing. Up to 60 bar. With adjustable pressure limiting. 1300 W. Self sucking.

Universal use

In sanitary, heating, solar and sprinkler installation, for compressed air, steam and cooling systems, oil installations, in boiler and pressurised vessel construction.

Design

Robust, compact, light. Weighs only 10 kg. Easy to carry. Wear reduced high power piston pump. Pressure gauge, damped by filling with glycerine, p ≤ 6 MPa/60 bar/870 psi. High-pressure hose with fabric ply prevents measurement errors. Suction hose with suction filter. Non-return valve in the suction hose prevents the suction hose from running empty in standstill times; therefore shorter suction times. Suction hose and high pressure hose with 1/2"-connection. Connecting piece with pressure gauge, p ≤ 6 MPa/60 bar/870 psi, and shut off valve for pressure and tightness testing also after removal of the high pressure pump, e.g. theft protection or for use at several testing points, as accessory. Fine scale pressure gauge, p ≤ 1.6 MPa/16 bar/232 psi, for reading a pressure change of 0.01 MPa/0.1 bar/1.45 psi for tightness testing according to DIN 1988, as accessory.

High power piston pump

Self-sucking high power piston pump running in a sealed oil bath with wear reduced pressure piston in stainless steel. Proven, powerful capacitor motor, 1300 W, very powerful and fast. High pumping capacity of 6.5 l/min. Pressure and tightness testing up to 6 MPa/60 bar/870 psi.

Adjustable pressure limiting

Pressure limiting in 6 stages, 1–6 MPa/10–60 bar/145–870 psi, adjustable to the necessary pressure in the pipe system/tank.



Supply format

REMS E-Push 2. Electric pressure testing pump with pressure gauge, p ≤ 6 MPa/60 bar/ 870 psi, for pressure and leak testing of pipe systems and tanks up to 6 MPa/60 bar/870 psi, with adjustable pressure limiting. Pump unit with capacitor motor 230 V, 50 Hz, 1300 W. 1.5 m suction hose with 1/2" connection and gaskets, suction filter with non-return valve. 1.5 m high-pressure hose with 1/2" connection and gaskets. In a carton.

| | | |
|--|----------|--|
| | Art.-No. | |
| | 115500 | |

Accessories

| Description | Pressure p ≤ MPa/bar/psi | Art.-No. |
|--|--------------------------|----------|
| Connecting piece with pressure gauge and shut off valve | 6/60/870 | 115110 |
| Fine scale pressure gauge | 1.6/16/232 | 115045 |



Powerful, electric decalcifying pump for effective decalcifying of pipes and containers, e.g. flow heaters, boilers, hot water tanks, cold water tanks, heat exchangers, heating and cooling systems.

| | |
|--------------------------------------|--------------------------|
| Useful container volume | 21 l |
| Displacement | ≤ 30 l/min |
| Displacement pressure | ≤ 0.1 MPa/1.0 bar/15 psi |
| Transport height | ≤ 10 m |
| Temperature of decalcifying solution | ≤ 50°C |

REMS Calc-Push – effective electric decalcifying. High displacement. 3-way lever for reversal of flow direction, with zero setting.

Universal use

For effective decalcifying of pipes and containers, e.g. flow heaters, boilers, hot water tanks, cold water tanks, heat exchangers, heating and cooling systems.

Design

Robust, compact, light, weights just 9.2 kg. Impact-proof plastic container for the decalcifying solution, useful container volume 21 l, with practical screw-on cap for closing the plastic container during transport. Flexible ½", 2.3 m long flexible PVC fabric hoses, with hose screw fittings with Rp ½" female thread and caps. 3-way lever for reversing the flow direction to remove even heavy lime deposits from both sides, with zero setting to interrupt the flow. Easy to carry due to centrally arranged handle with practical hose holders.

Unscrewable pump unit

Compact pump unit, consisting of a centrifugal pump and condenser motor, unscrewable, for easy cleaning of the pump unit and the plastic container after the decalcifying process. Self-sucking centrifugal pump, suitable for different decalcifying solutions of acetic acid, sulphuric acid, citric acid, formic acid, phosphoric acid, sulfamic acid. With proven, powerful condenser motor with quiet running, 165W, on/off switch. High displacement ≤ 30 l/min for effective decalcifying.



Supply format

REMS Calc-Push. Electric decalcifying pump for effective decalcifying of pipes and containers, e.g. flow heaters, boilers, hot water tanks, cold water tanks, heat exchangers, heating and cooling systems. Displacement ≤ 30 l/min, useful container volume 21 l. Pump unit with condenser motor 230V, 50 Hz, 165 W. Displacement pressure ≤ 0.1 MPa/1.0 bar/15 psi. Transport height ≤ 10 m. Flexible ½", 2.3 m long flexible PVC fabric hoses, with hose screw fittings with Rp ½" female thread and caps. 2 double nipples ¾" – ½", 2 double nipples ½" – ¾". In a carton.

| | | |
|--|----------|--|
| | Art.-No. | |
| | 115900 | |

Other voltages on request.



Powerful, compact, electronic flushing unit with oil-free compressor. For flushing with water or a water/air mixture, disinfection, cleaning, preservation of pipe systems and for operation of pneumatic tools.

Flushing and desilting

Water pressure pipe network $p \leq 1 \text{ MPa}/10 \text{ bar}/145 \text{ psi}$
 Pipe diameter installation $\leq \text{DN } 50, 2''$

Disinfection of drinking water installations

Cleaning and preservation of radiators and area heating systems

Water temperature $5 - 35^\circ\text{C}$

Water flow $\leq 5 \text{ m}^3/\text{h}$

Operation of pneumatic tools

Operating pressure $p \leq 0.8 \text{ MPa}/8 \text{ bar}/116 \text{ psi}$

Suction rate $\leq 230 \text{ NI}/\text{min}$

REMS Multi-Push S – Flushing with water or a water/air mixture. Easy switching of the air supply during the flushing process when desilting. Permanent process monitoring. Logging. USB interface.

Universal use

Only **one** device for flushing with water or a water/air mixture, disinfection, cleaning, preservation of pipe systems, e.g. for desilting, cleaning and preservation of radiators and area heating systems, flushing and disinfection of drinking water installations in accordance with EN 806-4:2010 and for operating pneumatic tools.

Design

Powerful, compact, electronic flushing unit with oil-free compressor. Handy, easily portable, only 32 kg. Measuring and control devices for automatically running the flushing programs and for documenting the results. Safety devices for avoiding contamination of the pipe network by flow-back. Overpressure valve for pressure limiting. 5 µm condensation and particle filters. Large tubular steel frame as a compressed air tank. Two practical handles for easy carrying. Space-saving, folding handle grip for easy movement. Mobile tubular steel frame with two rubber-tyred wheels for easy transport and 2 rubber feet for firm standing. Connecting cable with integrated personal protection switch (PRCD). Captive seals for input and output of the REMS Multi-Push S to avoid contamination during transport and storage.

Compressor

Proven, powerful, oil-free piston compressor with crank drive, with capacitor motor 230 V, 1500 W. Pressure gauge for displaying the air pressure in the compressed air tank. Emergency stop button.

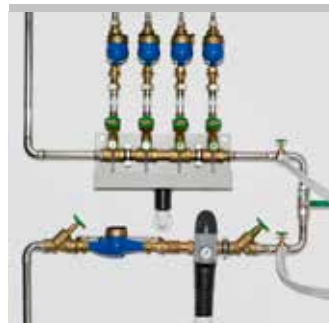
Hoses

Transparent Ø 1" suction/pressure hose, with fabric inlay, 1.5 m long, with 1" hose screw fittings, with caps, for flushing, disinfection, cleaning, preservation. Captive caps for the inputs and outputs of the hoses to avoid contamination during transport and storage. Connecting hose compressor/water connections, 0.6 m long, with quick coupling DN 7.2 and 1" hose screw fitting, 1" double nipple, for blowing out water remains from REMS Multi-Push S and suction/pressure hoses at the end of work.

Input and control unit

Easy desilting operation by buttons to switch over the air supply during the flushing process. Menu-guided input and menu-guided control for flushing drinking water installations according to EN 806-4:2010 with the possibility for the user to change the factory-set default values for adaptation to the applicable national safety provisions, rules and regulations for the application site. Format selection for date and time and selection of the different units. Input and control unit with 3" display with modern LCD technology, 76 mm screen diagonal, 128 × 64 pixels. Permanent process monitoring during the program sequences. USB port for USB stick or printer. The respective latest version software for the input and control unit is available via USB stick as a download under www.rems.de > Downloads > Software.

Patent EP 2 954 960



German Quality Product



Info

REMS Multi-Push S

Electronic flushing unit with compressor

Desilting and flushing

Buttons for easy switching of the air supply during the flushing process when desilting radiator and flat heater systems with the following possibilities: (1) without compressed air, (2) intermittent compressed air, (3) constant compressed air.

Flushing according to EN 806-4

Flushing of drinking water installations with water or with a water/air mixture with intermittent compressed air in accordance with EN 806-4:2010 and information leaflet "Flushing, Disinfection and Commissioning of Drinking Water Installations" (August 2014) of the German Central Association for Sanitary, Heating and Air Conditioning (ZVSHK).

Disinfection

REMS V-Jet TW disinfection unit for disinfection of drinking water installations in accordance with EN 806-4:2010 and information leaflet "Flushing, Disinfection and Commissioning of Drinking Water Installations" (August 2014) of the German Central Association for Sanitary, Heating and Air Conditioning (ZVSHK) and other pipe systems, as an accessory. REMS Peroxi Color, consisting of a 1 l bottle of REMS Peroxi dosing solution for disinfection of approx. 100 l line volume and 20 ml bottle of red REMS Color dye for dyeing the dosing solution for filling and wash-out check, pipette for checking the effectiveness of the dosing solution, as an accessory. Feeding of the disinfectant solution without additional dosing pump (Patent EP 2 954 960).

Cleaning and preservation

REMS V-Jet H cleaning and preservation unit for cleaning and preserving radiators and area heating systems, as an accessory. Cleaner, dyed green for filling and wash-out check and corrosion protection, dyed blue for filling check, for approx. 100 l line volume respectively, as an accessory. Feeding of cleaner and corrosion protection without additional dosing pump (Patent EP 2 954 960).

Operation of pneumatic tools

Connection for pneumatic tools up to an air requirement ≤ 230 NI/min, adjustable, for adaptation to the pneumatic tool being used. Pressure gauge for controlling the air pressure supplied by the compressed air tank. Pneumatic hose with quick coupling DN 7.2, as an accessory.

Logging

Results of the flushing programs are saved with date, time and log number in the selected language and can be transferred to USB stick or printer for documentation. Printer as an accessory. Additions to saved data, e.g. customer name, project number, tester, are possible on external devices (e.g. PC, laptop, tablet-PC, Smartphone).



Supply format

REMS Multi-Push S Set. Electronic flushing unit with oil-free compressor. For flushing with water or a water/air mixture, disinfection, cleaning, preservation of pipe systems, e.g. for desilting, cleaning and preservation of radiators and area heating systems, flushing and disinfection of drinking water installations and for operation of pneumatic tools ≤ 230 NI/min. Input and control unit. Piston compressor with crank drive, capacitor motor 230V, 50Hz, 1,500 W, person circuit breaker (PRCD). Mobile tubular steel frame. Fastenings for water input and output of the REMS Multi-Push S. Two $\varnothing 1$ " suction/pressure hoses, with fabric inlay, 1.5 m long, with 1" hose screw fittings, with caps. Connecting hose compressor/water connections, 0.6 m long, with quick coupling DN 7.2 and 1" hose screw fitting, 1" double nipple, for blowing out water remains from REMS Multi-Push S and suction/pressure hoses at the end of work. Without disinfection unit, without cleaning and preservation unit. In a carton

| |
|----------|
| Art.-No. |
| 115810 |

Other voltages on request.



REMS Multi-Push S

Electronic flushing unit with compressor

| Description | Art.-No. |
|--|----------|
| Fine filter with fine filter cartridge 90 µm , washable, with large dirt collection vessel | 115609 |
| Fine filter cartridge 90 µm , for fine filter with fine filter cartridge 90 µm | 043054 |
| Compressed air hose Ø 14 mm , 1.5 m long, with quick couplings DN 7.2 (plug, socket), for connecting pneumatic tools | 115621 |
| Ø 1" suction/pressure hose , with fabric inlay, 1.5 m long, with G 1" screw fittings for flushing, disinfection, cleaning, preservation and pressure testing with water. | 115633 |
| Double nipple 1" , for connecting 2 suction/pressure hoses and blowing out the suction/pressure hoses | 045159 |
| Printer for printing the stored results of the flushing and test programs, 1 roll of paper, USB connecting cable, power supply/charger Ni-Mh 100–240 V, 50–60 Hz, 3 W | 115604 |
| Paper roll , pack of 5 for printer | 090015 |
| Case with inlays for printer, paper rolls and other accessories | 115703 |
| REMS V-Jet TW , disinfection unit for drinking water installations, for feeding dosing solution for disinfection | 115602 |
| REMS Peroxi Color , 1 l bottle of REMS Peroxi dosing solution for disinfection of approx. 100 l line volume, 20 ml bottle of red REMS Color dye for dyeing the dosing solution for filling and wash-out check, pipette for checking the effectiveness of the dosing solution. | 115605 |
| Test strips H₂O₂ 0–1,000 mg/l , pack of 100, for checking the concentration of the disinfection solution | 091072 |
| Test strips H₂O₂ 0–50 mg/l , pack of 100, for checking the complete flushing out of the disinfection solution after disinfection | 091073 |
| REMS V-Jet H , cleaning and preservation unit for radiators and area heating systems, for feeding cleaner and corrosion protection. | 115612 |
| REMS CleanH 1 l bottle of cleaner for radiators and area heating systems, dyed green for filling and wash-out check, for approx. 100 l line volume. | 115607 |
| REMS NoCor 1 l bottle of corrosion protection for preservation of radiators and area heating systems, dyed blue for filling check, for approx. 100 l line volume. | 115608 |



REMS Multi-Push SL/SLW

Electronic flushing and pressure testing unit with compressor

Powerful, compact, electronic flushing and pressure testing unit with oil-free compressor. For flushing with water or a water/air mixture, disinfection, cleaning, preservation of pipe systems, for pressure testing of pipe systems and vessels with compressed air or water, as a pneumatic pump for controlled filling of all types of vessels with compressed air and for operation of pneumatic tools.

Flushing and desilting

Water pressure pipe network $p \leq 1 \text{ MPa}/10 \text{ bar}/145 \text{ psi}$
 Pipe diameter installation $\leq \text{DN } 50, 2''$

Disinfection of drinking water installations

Cleaning and preservation of radiators and area heating systems

Water temperature $5 - 35^\circ\text{C}$

Water flow $\leq 5 \text{ m}^3/\text{h}$

Pressure test

with compressed air $p \leq 0.4 \text{ MPa}/4 \text{ bar}/58 \text{ psi}$

Pressure test with water $p \leq 1.8 \text{ MPa}/18 \text{ bar}/261 \text{ psi}$

Pneumatic pump for controlled filling of all types of vessels with compressed air $p \leq 0.8 \text{ MPa}/8 \text{ bar}/116 \text{ psi}$

Operation of pneumatic tools

Operating pressure $p \leq 0.8 \text{ MPa}/8 \text{ bar}/116 \text{ psi}$

Suction rate $\leq 230 \text{ NI}/\text{min}$

REMS Multi-Push SL/SLW – just one device with more than 10 automatically running flushing and pressure testing programs. Permanent process monitoring. Logging. USB interface.

Universal use

Only **one** device for flushing with water or a water/air mixture, disinfection, cleaning, preservation of pipe systems, for pressure testing of pipe systems and vessels with compressed air or water, e.g. drinking water installations, radiators or area heating systems, for pressure testing of gas installations with compressed air, as a pneumatic pump for controlled filling of all types of vessels with compressed air, e.g. for pumping up expansion vessels or tyres and for operating pneumatic tools. (Patent EP 2 816 231).

Design

Powerful, compact, electronic flushing and pressure testing unit with oil-free compressor. Handy, easily portable, REMS Multi-Push SL only 37 kg, REMS Multi-Push SLW only 39 kg. Measuring and control devices for automatically running the flushing and test programs and for documenting the results. Safety devices for avoiding contamination of the pipe network by flow-back. Overpressure valves for pressure limiting. 5 µm condensation and particle filters. Large tubular steel frame as a compressed air tank. Two practical handles for easy carrying. Space-saving, folding handle grip for easy movement. Mobile tubular steel frame with two rubber-tyred wheels for easy transport and 2 rubber feet for firm standing. Connecting cable with integrated personal protection switch (PRCD). Captive seals for inputs and outputs of the REMS Multi-Push SL/SLW to avoid contamination during transport and storage.

REMS Multi-Push SLW additionally with hydro-pneumatic water pump for generating the necessary water pressure for hydrostatic pressure testing of pipe systems and vessels with water.

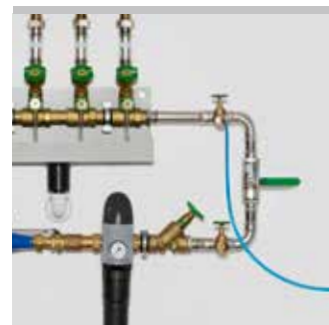
Compressor

Proven, powerful, oil-free piston compressor with crank drive, with capacitor motor 230V, 1500W. Pressure gauge for displaying the air pressure in the compressed air tank. Emergency stop button.

Hoses

Transparent Ø 1" suction/pressure hose, with fabric inlay, 1.5 m long, with 1" hose screw fittings, with caps, for flushing, disinfection, cleaning, preservation and pressure testing with water. High-pressure hose Ø ½", with fabric inlay, 1.5 m long, with ½" hose screw fittings, with caps, for pressure testing with water with REMS Multi-Push SLW. Captive caps for the inputs and outputs of the hoses to avoid contamination during transport and storage. Compressed air hose Ø 8 mm, 1.5 m long, with quick coupling DN 5 and ½" hose screw fitting, for pressure testing with compressed air. Compressed air hose Ø 8 mm, 1.5 m long, with quick coupling DN 5 (plug, socket) for gas testing with compressed air. Connecting hose compressor/water connections, 0.6 m long, with quick coupling DN 7.2 and 1" hose screw fitting, 1" double nipple, for blowing out water remains from REMS Multi-Push SL/SLW and suction/pressure hoses at the end of work.

Patent EP 2 816 231
 Patent EP 2 954 960



German Quality Product

Input and control unit

More than 10 flushing and test programs in 26 languages. Easy desilting operation by buttons to switch over the air supply during the flushing process. Menu-guided input and menu-guided control for flushing drinking water installations according to EN 806-4:2010 with the possibility for the user to change the factory-set default values for adaptation to the applicable national safety provisions, rules and regulations for the application site. Format selection for date and time and selection of the different units. Input and control unit with 3" display with modern LCD technology, 76 mm screen diagonal, 128 x 64 pixels. Permanent process monitoring during the program sequences. USB port for USB stick or printer. The respective latest version software for the input and control unit is available via USB stick as a download under www.rems.de > Downloads > Software.

Desilting and flushing

Buttons for easy switching of the air supply during the flushing process when desilting radiator and flat heater systems with the following possibilities: (1) without compressed air, (2) intermittent compressed air, (3) constant compressed air.

Flushing according to EN 806-4

Flushing of drinking water installations with water or with a water/air mixture with intermittent compressed air in accordance with EN 806-4:2010 and information leaflet "Flushing, Disinfection and Commissioning of Drinking Water Installations" (August 2014) of the German Central Association for Sanitary, Heating and Air Conditioning (ZVSHK).

Disinfection

REMS V-Jet TW disinfection unit for disinfection of drinking water installations in accordance with EN 806-4:2010 and information leaflet "Flushing, Disinfection and Commissioning of Drinking Water Installations" (August 2014) of the German Central Association for Sanitary, Heating and Air Conditioning (ZVSHK) and other pipe systems, as an accessory. REMS Peroxi Color, consisting of a 1 l bottle of REMS Peroxi dosing solution for disinfection of approx. 100l line volume and 20 ml bottle of red REMS Color dye for dyeing the dosing solution for filling and wash-out check, pipette for checking the effectiveness of the dosing solution (page 119). Feeding of the disinfectant solution without additional dosing pump (Patent EP 2 954 960).

Cleaning and preservation

REMS V-Jet H cleaning and preservation unit for cleaning and preserving radiators and area heating systems, as an accessory. Cleaner, dyed green for filling and wash-out check and corrosion protection, dyed blue for filling check, for approx. 100 l line volume respectively (page 119). Feeding of cleaner and corrosion protection without additional dosing pump (Patent EP 2 954 960 pending).

Pressure testing with compressed air

Leak testing of drinking water installations with compressed air according to information leaflet "Leak Testing of Drinking Water Installations with Compressed Air, Inert Gas or Water" (January 2011) of the German Central Association for Sanitary, Heating and Air Conditioning (ZVSHK), leak testing of gas installations with compressed air according to the technical rule "DVGW-TRGI 2018, Technical Rules for Gas Installations - DVGW Worksheet G 600" of the German Gas and Water Association (DVGW) and leak testing of other pipe systems and vessels with compressed air.

Load testing of drinking water installations with compressed air according to information leaflet "Leak Testing of Drinking Water Installations with Compressed Air, Inert Gas or Water" (January 2011) of the German Central Association for Sanitary, Heating and Air Conditioning (ZVSHK), load testing of gas installations with compressed air according to the technical rule "DVGW-TRGI 2018, Technical Rules for Gas Installations - DVGW Worksheet G 600" of the German Gas and Water Association (DVGW) and load testing of other pipe systems and vessels with compressed air.

Pressure testing with water

REMS Multi-Push SLW with hydro-pneumatic water pump for hydrostatic pressure testing of drinking water installations with water in accordance with EN 806-4:2010, test method A, B or C or test method B, modified in accordance with information leaflet "Leak Testing of Drinking Water Installations with Compressed Air, Inert Gas or Water" (January 2011) of the German Central Association for Sanitary, Heating and Air Conditioning (ZVSHK) and for pressure testing of other pipe systems and vessels.

Pneumatic pump

Pneumatic pump for controlled filling of all types of vessels with compressed air ≤ 0.8 MPa/8 bar/116 psi, with automatic switch-off on reaching the preset air pressure, e.g. for pumping up expansion vessels or tyres.

Operation of pneumatic tools

Connection for pneumatic tools up to an air requirement ≤ 230 NI/min, adjustable, for adaptation to the pneumatic tool being used. Pressure gauge for controlling the air pressure supplied by the compressed air tank. Pneumatic hose with quick coupling DN 7.2, as an accessory.

Logging

Results of the flushing and test programs are saved with date, time and log number in the selected language and can be transferred to USB stick or printer for documentation. Printer as an accessory. Additions to saved data, e.g. customer name, project number, tester, are possible on external devices (e.g. PC, laptop, tablet-PC, Smartphone).



REMS Multi-Push SL/SLW

Electronic flushing and pressure testing unit with compressor

Supply format

REMS Multi-Push SL Set. Electronic flushing and pressure testing unit with oil-free compressor. For flushing with water or a water/air mixture, disinfection, cleaning, preservation of pipe systems, e.g. for desilting, cleaning and preservation of radiators and area heating systems, flushing and disinfection of drinking water installations, for pressure testing of pipe systems and vessels with compressed air, as a pneumatic pump for controlled filling of all types of vessels with compressed air $p \leq 0.8 \text{ MPa}/8 \text{ bar}/116 \text{ psi}$, and for operation of pneumatic tools $\leq 230 \text{ NI}/\text{min}$. Input and control unit. Piston compressor with crank drive, capacitor motor 230V, 50 Hz, 1,500 W, person circuit breaker (PRCD). Mobile tubular steel frame. Fastenings for water inputs and outputs of the REMS Multi-Push. Two $\varnothing 1"$ suction/pressure hoses, with fabric inlay, 1.5 m long, with 1" hose screw fittings, with caps. One $\varnothing 8 \text{ mm}$ compressed air hose, 1.5 m long, with quick coupling DN 5 and G $\frac{1}{2}"$ hose screw fitting, for pressure testing with compressed air. Connecting hose compressor/water connections, 0.6 m long, with quick coupling DN 7.2 and 1" hose screw fitting, 1" double nipple, for blowing out water remains from REMS Multi-Push and suction/pressure hoses at the end of work. Without disinfection unit, without cleaning and preservation unit. In a carton

| | Art.-No. | |
|--|----------|--|
| | 115610 | |

Other voltages on request.



Info

Supply format

REMS Multi-Push SLW Set. Same as REMS Multi-Push SL Set, Art. No. 115610, additionally with hydro-pneumatic water pump for hydrostatic pressure testing of drinking water installations with water in accordance with EN 806-4:2010, test method A, B or C or test method B and for pressure testing of other pipe systems and vessels. One high-pressure hose $\varnothing \frac{1}{2}"$, 1.5 m long, with $\frac{1}{2}"$ hose screw fittings, with caps. In a carton.

| | Art.-No. | |
|--|----------|--|
| | 115611 | |

Other voltages on request.



Info

Accessories

| Description | Art.-No. | |
|---|----------|--|
| Fine filter with fine filter cartridge 90 μm , washable, with large dirt collection vessel | 115609 | |
| Fine filter cartridge 90 μm , for fine filter with fine filter cartridge 90 μm | 043054 | |
| Pressure gauge, $p \leq 6 \text{ MPa}/60 \text{ bar}/870 \text{ psi}$, for pressure and leak testing of pipe systems and vessels up to 6 MPa/60 bar/870 psi. | 115140 | |
| Fine scaled pressure gauge, $p \leq 1.6 \text{ MPa}/16 \text{ bar}/232 \text{ psi}$, for pressure and leak testing of pipe systems and vessels up to 1.6 MPa/16 bar/232 psi. CL 1.0. | 115045 | |
| Fine scaled pressure gauge, $p \leq 250 \text{ hPa}/250 \text{ mbar}/3.6 \text{ psi}$, for pressure and leak testing of pipe systems and vessels up to 250 hPa/250 mbar/3.6 psi. CL 1.6. | 047069 | |
| Compressed air hose $\varnothing 14 \text{ mm}$, 1.5 m long, with quick couplings DN 7.2 (plug, socket), for connecting pneumatic tools | 115621 | |
| Compressed air hose $\varnothing 8 \text{ mm}$, 7 m long, with quick coupling DN 5 (plug) and G $\frac{1}{2}"$ hose screw fitting, for pressure testing with compressed air. | 115667 | |
| Compressed air hose $\varnothing 8 \text{ mm}$, 1.5 m long, with quick coupling DN 5 (plug, socket) for gas testing with compressed air. | 115747 | |
| High-pressure hose $\varnothing \frac{1}{2}"$, 7 m long, with G $\frac{1}{2}"$ hose screw fittings, with caps, for pressure testing of pipe systems and vessels with water with REMS Multi-Push SLW. | 115661 | |
| $\varnothing 1"$ suction/pressure hose , with fabric inlay, 1.5 m long, with G 1" screw fittings for flushing, disinfection, cleaning, preservation and pressure testing with water. | 115633 | |
| Double nipple 1" , for connecting 2 suction/pressure hoses and blowing out the suction/pressure hoses | 045159 | |



REMS Multi-Push SL/SLW

Electronic flushing and pressure testing unit with compressor

| Description | Art.-No. |
|--|----------|
| Printer for printing the stored results of the flushing and test programs, 1 roll of paper, USB connecting cable, power supply/charger Ni-Mh 100–240 V, 50–60 Hz, 3 W | 115604 |
| Paper roll , pack of 5 for printer | 090015 |
| Case with inlays for printer, paper rolls and other accessories | 115703 |
| REMS V-Jet TW , disinfection unit for drinking water installations, for feeding dosing solution for disinfection | 115602 |
| REMS Peroxi Color , 1 l bottle of REMS Peroxi dosing solution for disinfection of approx. 100 l line volume, 20 ml bottle of red REMS Color dye for dyeing the dosing solution for filling and wash-out check, pipette for checking the effectiveness of the dosing solution. | 115605 |
| Test strips H₂O₂ 0–1,000 mg/l, pack of 100 , for checking the concentration of the disinfection solution | 091072 |
| Test strips H₂O₂ 0–50 mg/l, pack of 100 , for checking the complete flushing out of the disinfection solution after disinfection | 091073 |
| REMS V-Jet H , cleaning and preservation unit for radiators and area heating systems, for feeding cleaner and corrosion protection. | 115612 |
| REMS CleanH 1 l bottle of cleaner for radiators and area heating systems, dyed green for filling and wash-out check, for approx. 100 l line volume. | 115607 |
| REMS NoCor 1 l bottle of corrosion protection for preservation of radiators and area heating systems, dyed blue for filling check, for approx. 100 l line volume. | 115608 |



REMS CleanM

Machine cleaner

Highly effective machine cleaner for fast, reliable removal of oily and greasy soiling of all kinds. For cleaning and degreasing machines, tools etc. For trade and industry.


REMS CleanM – you can't get cleaner than that. Very high cleaning effect.

Especially for fast, reliable removal of oily and greasy soiling of all kinds. Easily biodegradable according to OECD 302 B. Free from substances classified as harmful to the environment.

Universal cleaner for trade and industry. For cleaning and degreasing machines and tools.

Can also be used for removing lime scale.

REMS CleanM spray bottle without propellant.



German Quality Product



Info



Supply format

REMS CleanM. Highly effective machine cleaner for fast and reliable removal of oily and greasy soiling. For cleaning and degreasing machines, tools etc.

| Packing | Art.-No. |
|---------------------|----------|
| 500 ml spray bottle | 140119 |

Powerful electric filling and flushing unit for fast, easy filling, flushing and venting of closed systems. Ideal for solar power systems, ground heat systems and underfloor/wall heating.

Tank volume 30 litres

REMS Solar-Push K 60 with centrifugal pump

Transport capacity at 40 m pumping head 16 l/min
 Transport volume ≤ 36 l/min
 Transport pressure ≤ 0.55 MPa/5.5 bar/80 psi
 Temperature of the transported media (constant load) ≤ 60°C
 pH value of the transported media 6.5 – 9.5

REMS Solar-Push I 80 with impeller pump

Transport capacity at 40 m pumping head 18 l/min
 Transport volume ≤ 27 l/min
 Transport pressure ≤ 0.65 MPa/6.5 bar/94 psi
 Temperature of the transported media (constant load) ≤ 80°C
 pH value of the transported media 6.5 – 9.5

Media transported: heat transfer liquids, antifreeze, water, aqueous solutions, emulsions

REMS Solar-Push – filling, flushing and venting in one action. Self priming. High transport capacity.

System advantage

Filling, flushing and venting in one action. Ideal for solar power systems, ground heat systems and underfloor/wall heating. Also for filling tanks.

Design

Powerful, electric filling and flushing unit on stable, mobile tubular steel frame for secure standing. 2 large, air-filled tyres for easy transport in rugged building site conditions. Practical hose holder. Low weight, REMS Solar-Push I only 19 kg, REMS Solar-Push K only 20 kg. Sturdy plastic tank to hold 30 litres, made of UV-stabilised PE, with filling level indicator, removable, for easy cleaning, with large opening for easy filling. Practical screw cap for fast opening and closing. Return connection 3/4" with immersion pipe avoids foaming of the transport medium when it enters the plastic tank. Stop tap for easy cleaning and easy changing of the plastic tank when using different transport media. Two practical handles for easy carrying of the plastic tank. High temperature-resistant connecting hose between plastic tank and pump. Fine filter in the suction line with large viewing window for easy recognition of residue air in the circuit as well as emitted contamination, e.g. chips, solder and welding residue.

REMS Solar-Push K 60

Self-suction centrifugal pump, suitable for different transport media, e.g. heat transfer liquids, antifreeze, water, aqueous solutions, emulsions. With proven, powerful condenser motor with quiet running, 940 W, on/off switch. High transport volume 36 l/min for fast filling, efficient flushing and venting of closed systems and for filling tanks. Pressure relief valve for simple pressure relief in the pressure hose at the end of operation, as an accessory. For continuous load ≤ 60°C. 2 pieces flexible, transparent PVC fabric hoses 1/2" T60, for pressure and return lines, each 3 m long, with 3/4" hose screw fittings, temperature-resistant ≤ 60°C.

REMS Solar-Push I 80

Dry self-suction impeller pump with special impeller, suitable for different transport media, e.g. heat transfer liquids, antifreeze, water, aqueous solutions, emulsions. With proven, powerful condenser motor with quiet running, 1000 W, on/off switch. High transport volume 27 l/min for fast filling, efficient flushing and venting of closed systems and for filling tanks. Pressure relief valve for simple pressure relief in the pressure hose at the end of operation. For continuous load ≤ 80°C. 2 flexible EPDM fabric hoses 1/2" T100 (synthetic rubber) for pressure and return lines, each 3 m long, with 3/4" hose screw fittings, high temperature-resistant ≤ 100°C.

Extensive accessories

Shut-off valve for closing the pressure or return line, e.g. during transport. Fine filter with fine filter bag 70 µm, consisting of a screw cap with return line connection for return line with 3/4" union, adapter and fine filter bag 70 µm, or fine filter with fine filter cartridge 90 µm, washable, with large dirt collection vessel, for return line with 3/4" connection for flushing underfloor heating/wall radiators and clearing sludge. Flow direction changeover valve complete with EPDM fabric hose 1/2" T100, for flushing underfloor heating/wall radiators and effective clearance of sludge by pressure surges when flow direction changes. Changeover valve for alternative suction of the transport medium from another tank, e.g. for larger volumes.



German Quality Product



K 60



I 80



Supply format

REMS Solar-Push K 60. Electric filling and flushing unit for fast, easy filling, flushing and venting of closed systems. Transport volume ≤ 36 l/min, tank volume 30 l. With centrifugal pump, temperature-resistant for continuous load $\leq 60^\circ\text{C}$. Transport pressure ≤ 0.55 MPa/5.5 bar/80 psi. Condenser motor 230 V, 50 Hz, 940 W. 2 pieces flexible, transparent PVC fabric hoses $\frac{1}{2}$ " T60, each 3 m long, temperature-resistant $\leq 60^\circ\text{C}$. On sturdy tubular steel frame with air-filled wheels. In box.

| | | |
|--|----------|--|
| | Art.-No. | |
| | 115312 | |

Other voltages on request.

Supply format

REMS Solar-Push I 80. Electric filling and flushing unit for fast, easy filling, flushing and venting of closed systems. Transport volume ≤ 27 l/min, tank volume 30 l. With impeller pump, temperature-resistant for continuous load $\leq 80^\circ\text{C}$. Transport pressure ≤ 0.65 MPa/6.5 bar/94 psi. Transport capacity at 40 m transport height 10 l/min. Condenser motor 230 V, 50 Hz, 1000 W. Pressure relief valve. 2 pieces flexible, EPDM fabric hoses $\frac{1}{2}$ " T100, each 3 m long, high temperature-resistant $\leq 100^\circ\text{C}$. On sturdy tubular steel frame with air-filled wheels. In box.

| | | |
|--|----------|--|
| | Art.-No. | |
| | 115311 | |

Other voltages on request.



Info








Accessories

| Description | Art.-No. |
|--|----------|
| PVC fabric hose $\frac{1}{2}$" T60 for pressure or return line, 3 m long, with $\frac{3}{4}$ " hose screw fittings, temperature-resistant $\leq 60^\circ\text{C}$. | 115314 |
| EPDM fabric hose $\frac{1}{2}$" T100 for pressure or return line, 3 m long, with $\frac{3}{4}$ " hose screw fittings, high temperature-resistant $\leq 100^\circ\text{C}$ | 115315 |
| EPDM fabric hose $\frac{1}{2}$" T165 for pressure or return line, 3 m long, with $\frac{3}{4}$ " hose screw fittings, high temperature-resistant $\leq 165^\circ\text{C}$ | 115319 |
| $\frac{3}{4}$" shut-off valve for closing the pressure or return line, e.g. during transport. | 115324 |
| 30 l plastic tank made of UV-stabilised PE. | 115375 |
| Pressure relief valve for Solar-Push K 60. | 115217 |
| Fine filter with fine filter bag 70 μm , consisting of a screw cap with return line connection for return line with $\frac{3}{4}$ " union, adapter, 1 file filter bag 70 μm , for flushing underfloor heating/wall radiators and clearing sludge | 115220 |
| Fine filter bag 70 μm (pack of 10) , fine file filter with fine filter bag 70 μm | 115221 |
| Fine filter with fine filter cartridge 90 μm , washable, with large dirt collection vessel, for return line with $\frac{3}{4}$ " union, for flushing underfloor heating/wall radiators and clearing sludge | 115323 |
| Fine filter cartridge 90 μm , for fine filter with fine filter cartridge 90 μm | 043054 |
| Flow direction changeover valve complete with EPDM fabric hose $\frac{1}{2}$ " T100, for flushing underfloor heating/wall radiators and effective clearance of sludge by pressure surges when flow direction changes | 115326 |
| Changeover valve for alternative suction of the transport medium from another tank, e.g. for larger volumes. | 115325 |





Bending

| | | |
|---|---|------------|
|  | Single-hand tube bender | 124 |
|  | Oil-hydraulic hand pipe bender | 126 |
|  | Cordless electro-hydraulic tube bender | 128 |
|  | Oil-hydraulic pipe bender | 130 |
|  | Electric pipe and tube bender | 132 |
|  | Cordless tube bender | 136 |
|  | Hand tube bender | 138 |

Practical one-hand pipe bender for dimensionally accurate bending of pipes up to 90°. Ideal for on-site work. For trade and industry. For the building site and the workshop.

| | |
|---|--------------------------------------|
| Soft copper pipes, also thin-walled | Ø 10–22 mm Ø 3/8–7/8" s ≤ 1 mm |
| Coated soft copper tubes | Ø 10–18 mm Ø 3/8–5/8" s ≤ 1 mm |
| Soft, coated carbon steel pipes of the pressfitting systems | Ø 12–18 mm s ≤ 1.2 mm |
| Soft precision steel tubes | Ø 10–18 mm s ≤ 1 mm |
| Multi-layer composite tubes | Ø 14–32 mm |

REMS Swing – bending tubes where they are installed. Ultra light, ultra small, ultra handy. Universally usable for many pipe types. Ultra fast operation by practical multifunction lever for fast in-feed and fast return. Proven, reliable ratchet feed. Ideal also for coated tubes.

Universal use

For sanitary, heating, air conditioning, refrigerating and hydraulic applications. Also for copper thin-walled heating tubes according to EN 1057 and for tubes of pressfitting systems.

Cost advantage

Bender recovered after a few bends through savings on fittings. No costs for fittings, storage, procurement. Savings in soldering joints, pressing joints and working hours. Higher safety thanks to fewer pipe joints.

Design

Compact, job site-proven. Handy and light, drive unit only 0.9 kg. Can be used anywhere, free-hand, in confined areas. Easy, quick working, e.g. Ø 22 mm copper pipe bend in just 9 s. Marked bending formers for exact bending. Overbend, tier bend possible. Easy and rapid changing of bending formers. Back former support S Ø 10–26 mm, rotatable according to the size of the pipe to be bent, with back formers for pipes Ø 10–26 mm, 3/8–7/8". Back former support Ø 32 mm with back formers for pipe Ø 32 mm. Device for reverse bending up to Ø 22 mm, 7/8".

Bending formers and sliding pieces

In high-strength, high-slide, glass-fibre reinforced polyamide. See table on page 125 for bending formers.

Drive

Sturdy drive unit with proven, reliable ratchet feed for the complete work range up to Ø 32 mm. Practical multi-function lever for fast in-feed and fast return saves time and effort.



German Quality Product



Info

Supply format

REMS Swing Set. Single-hand tube bender Ø 10–32 mm, Ø 3/8–7/8", up to 90°. Soft copper pipes Ø 10–22 mm, Ø 3/8–7/8", s ≤ 1 mm, soft, coated copper pipes Ø 10–18 mm, Ø 3/8–5/8", s ≤ 1 mm, soft, coated carbon steel pipes of the pressfitting systems Ø 12–18 mm, s ≤ 1.2 mm, soft precision steel pipes Ø 10–18 mm, s ≤ 1 mm, composite tubes Ø 14–32 mm. Up to Ø 26 mm with drive unit, bending formers, back former supports S Ø 10–26 mm with back formers, in a sturdy steel box/case. Up to Ø 32 mm with drive unit, bending formers, 2 back former supports Ø 10–26 mm and Ø 32 mm with back formers, in a sturdy steel case.

| Description mm | inch | Art.-No. |
|--|----------------------|----------|
| Set 12-15-18-22 | 1/2-5/8-3/4-7/8" | 153025 |
| Set 10-12-15-18-22 | 3/8-1/2-5/8-3/4-7/8" | 153021 |
| Set 12-14-16-18-22 | 1/2-3/4-7/8" | 153020 |
| Set 14-16-20-25/26 | | 153026 |
| Set 14-16-18-20-25/26 | | 153022 |
| Set 16-20-25/26-32 | | 153029 |
| Set Allround 22 | | |
| 10-12-14-15-16-17-18-20-22 | 3/8-1/2-5/8-3/4-7/8" | 153027 |
| Set 16-18-20-25/26-32 | | 153023 |
| Set Allround 32 | | |
| 10-12-14-15-16-17-18-20-22-25/26-32 | 3/8-1/2-5/8-3/4-7/8" | 153028 |



Accessories

| Description | Art.-No. |
|---|----------|
| REMS Swing drive unit | 153100 |
| Back former support S Ø 10–26 mm with back formers for pipe Ø 10–26 mm, 3/8–7/8" | 153125 |
| Back former support Ø 32 mm with back formers for pipe Ø 32 mm | 153115 |
| Device for reverse bending on laid pipes up to Ø 26 mm, 3/8" | 153140 |
| Steel case with inlay | 153265 |
| Case with inlay | 153270 |

| Bending former for tubes Ø mm/inch | Bending radius ¹⁾ mm | suitable for | | | | | |
|------------------------------------|---------------------------------|--------------|------|------------|----------|---|--------|
| | | Cu | Cu-U | St 10305-U | St 10305 | V | |
| 10, 3/8 | 30 | ● | | | ● | | 153155 |
| 12, 10 U, 1/2 | 36 | ● | ● | | ● | | 153160 |
| 14, 12 U | 50 | ● | | ● | ● | ● | 153170 |
| 15, 12 U, 5/8 | 55 | ● | ● | | ● | | 153175 |
| 16, 14 U | 55 | ● | ● | | ● | ● | 153180 |
| 17, 15 U | 60 | | | ● | | ● | 153185 |
| 18, 14 U, 15 U, 16 U, 3/4 | 72 | ● | ● | | ● | ● | 153190 |
| 20, 18 U | 79 | ● | ● | ● | | ● | 153195 |
| 22, 18 U, 7/8 | 86 | ● | ● | | | | 153200 |
| 25, 26 | 88 | | | | | ● | 153205 |
| 32 | 128 | | | | | ● | 153210 |

¹⁾ Bending radius mm at the neutral axis of the bend (DVGW GW 392)

Cu: soft copper tubes, also thin-wall
 St 10305-U: soft, coated carbon steel pipes of the pressfitting systems EN 10305-3
 St 10305: soft precision steel pipes EN 10305-1, EN 10305-2, EN 10305-3
 U: coated
 V: multi-layer composite tubes of pressfitting systems



Effort-saving, oil-hydraulic hand pipe bender for dimensionally accurate bending of pipes up to 90°. Ideal for on-site work. For trade and industry. For the building site and the workshop.

| | |
|--|--|
| Soft copper pipes, also thin-walled | Ø 10 – 22 mm Ø 3/8 – 7/8" s ≤ 1 mm |
| Coated soft copper tubes | Ø 10 – 18 mm Ø 3/8 – 5/8" s ≤ 1 mm |
| Pipes of press fitting systems made of: stainless steel, nickel steel | Ø 12 – 22 mm s ≤ 1.2 mm |
| Soft, coated carbon steel | Ø 12 – 18 mm s ≤ 1.2 mm |
| Soft precision steel tubes | Ø 10 – 22 mm s ≤ 1.5 mm |
| Multi-layer composite tubes | Ø 14 – 32 mm |

REMS Hydro-Swing – bending tubes where they are installed. Universally usable for many pipe types. Effortless working due to oil-hydraulic force transmission.

Universal use

For sanitary, heating, air conditioning, refrigerating and hydraulic applications. Also for copper thin-walled heating tubes according to EN 1057 and for tubes of pressfitting systems.

Cost advantage

Bender recovered after a few bends through savings on fittings. No costs for fittings, storage, procurement. Savings in soldering joints, pressing joints and working hours. Higher safety thanks to fewer pipe joints.

Design

Robust, compact drive unit with closed, maintenance-free hydraulic system. Handy and light, only 2.4 kg. Can be used anywhere, even in confined spaces. Easy, quick working, e.g. Ø 22 mm copper pipe bend in just 18 s. Marked bending formers for exact bending. Overbend, tier bend possible. Easy and rapid changing of bending formers. Back former support H-S Ø 10 – 26 mm, rotatable according to the size of the pipe to be bent, with back formers for pipes Ø 10 – 26 mm, 3/8 – 7/8". Back former support Ø 32 mm with back formers for pipes Ø 32 mm.

Bending formers and sliding pieces

Bending formers and back formers made of high strength, high sliding, glass fibre reinforced polyamide or aluminium bending formers. See table on page 127 for bending formers.

Drive

Oil-hydraulic drive unit with hydraulic cylinder made from high-quality, rolled hydraulic tube. Ergonomically designed thrust lever for strength saving pressure build-up with manual hydraulic pump. Reliable hydraulic thrust with overload protection in the foremost piston position and overpressure valves for safe working.



German Quality Product



Info

REMS Hydro-Swing

Oil-hydraulic hand pipe bender

Supply format

REMS Hydro-Swing Set. Oil-hydraulic hand pipe bender Ø 10–32 mm, Ø 3/8–7/8", up to 90°. Soft copper pipes Ø 10–22 mm, Ø 3/8–7/8", s ≤ 1 mm, soft, coated copper pipes Ø 10–18 mm, Ø 3/8–5/8", s ≤ 1 mm, pipes of the press fitting systems made of stainless, nickel steel Ø 12–22 mm, s ≤ 1.2 mm, soft, coated carbon steel Ø 12–18 mm, s ≤ 1.2 mm, soft precision steel pipes Ø 10–22 mm, s ≤ 1.5 mm, composite tubes Ø 14–32 mm. Up to Ø 26 mm with drive unit, bending formers, back former support H-S Ø 10–26 mm with back formers, in a sturdy case. Up to Ø 32 mm with drive unit, bending formers, 2 back former supports Ø 10–26 mm and Ø 32 mm with back formers, in a sturdy case.

| Description mm | inch | Art.-No. |
|--|----------------------|----------|
| Set 12-15-18-22 | 1/2-5/8-3/4-7/8" | 153525 |
| Set 10-12-15-18-22 | 3/8-1/2-5/8-3/4-7/8" | 153521 |
| Set 12-14-16-18-22 | 1/2-3/4-7/8" | 153520 |
| Set 14-16-20-25/26 | | 153526 |
| Set 14-16-18-20-25/26 | | 153522 |
| Set 16-20-25/26-32 | | 153529 |
| Set Allround 22 | | |
| 10-12-14-15-16-17-18-20-22 | 3/8-1/2-5/8-3/4-7/8" | 153527 |
| Set 16-18-20-25/26-32 | | 153523 |
| Set Allround 32 | | |
| 10-12-14-15-16-17-18-20-22-25/26-32 | 3/8-1/2-5/8-3/4-7/8" | 153528 |



Supply format

REMS Hydro-Swing INOX Set. REMS Hydro-Swing with aluminium bending formers, especially also for Geberit Mapress Stainless Steel (EN 10088, 1.4401), Geberit Mapress Stainless Steel (EN 10088, 1.4521, nickel-free), Geberit Mapress Carbon Steel (EN 10305-3, 1.0034 (E195)), Viega Sanpress (EN 10088, 1.4401), Viega Prestabo (EN 10305-3, 1.0308 (E235)).

| Description mm | Art.-No. |
|---------------------|----------|
| Set 15-18-22 | 153510 |

Accessories

| Description | Art.-No. |
|---|----------|
| REMS Hydro-Swing drive unit | 153500 |
| Back former support H-S Ø 10–26 mm with back formers for pipe Ø 10–26 mm, 3/8–7/8" | 153501 |
| Back former support Ø 32 mm with back formers for pipe Ø 32 mm | 153115 |
| Case with inlay | 153570 |

| Bending former for tubes Ø mm/inch | Bending radius ¹⁾ mm | suitable for | | | | | | Art.-No. |
|------------------------------------|---------------------------------|--------------|------|------------------|----------|----------|------------|----------|
| | | Cu | Cu-U | Hydro-Swing INOX | St 10217 | St 10305 | St 10305-U | |
| 10, 3/8 | 30 | ● | | | | | | 153155 |
| 12, 10 U, 1/2 | 36 | ● | ● | | ● | ● | | 153160 |
| 14, 12 U | 50 | ● | | | | ● | ● | 153170 |
| 15 ²⁾ | 55 | ● | ● | ● | ● | ● | | 153531 |
| 15, 12 U, 5/8 | 55 | ● | ● | | | ● | | 153175 |
| 16, 14 U | 55 | ● | ● | | | ● | ● | 153180 |
| 17, 15 U | 60 | | | | | | ● | 153185 |
| 18 ²⁾ | 72 | ● | ● | ● | ● | ● | ● | 153532 |
| 18, 14 U, 15 U, 16 U, 3/4 | 72 | ● | ● | | | ● | ● | 153190 |
| 20, 18 U | 79 | ● | ● | | | ● | ● | 153195 |
| 22, 18 U, 7/8 ²⁾ | 86 | ● | ● | ● | ● | ● | | 153540 |
| 25, 26 | 88 | | | | | | ● | 153205 |
| 32 | 128 | | | | | | ● | 153210 |

¹⁾ Bending radius mm at the neutral axis of the bend (DVGW GW 392)

²⁾ Aluminium bending formers

- Cu: soft copper tubes, also thin-wall, EN 1057
- St 10217: stainless, nickel steel pipes of the press fitting systems EN 10217-7, EN 10312, series 2, material 1.4401
- St 10305: soft precision steel pipes EN 10305-1, EN 10305-2, EN 10305-3
- St 10305-U: soft, coated carbon steel pipes of the pressfitting systems EN 10305-3
- U: coated
- V: multi-layer composite tubes of pressfitting systems



REMS Hydro-Swing 22V

Cordless tube bender

Universal, mobile, handy electric tool for dimensionally accurate bending of pipes up to 90°. Ideal for on-site work. For trade and industry. For the building site and the workshop. Li-Ion 22V Technology. For battery and corded operation.

| | |
|---|--|
| Soft copper pipes, also thin-walled | Ø 10 – 22 mm Ø 3/8 – 7/8" s ≤ 1 mm |
| Coated soft copper tubes | Ø 10 – 18 mm Ø 3/8 – 5/8" s ≤ 1 mm |
| Pipes of press fitting systems made of: stainless steel, nickel steel | Ø 12 – 22 mm s ≤ 1.2 mm |
| Soft, coated carbon steel | Ø 12 – 18 mm s ≤ 1.2 mm |
| Soft precision steel tubes | Ø 10 – 22 mm s ≤ 1.5 mm |
| Multi-layer composite tubes | Ø 14 – 32 mm |

REMS Hydro-Swing 22V – bending tubes where they are installed. Mobile, handy, light. Universally usable for many pipe types. Li-Ion 21.6V, 1.5 Ah battery, for approx. 66 stainless steel pipe bends of the Ø 22 mm press fitting systems with one battery charge.

Universal use

For sanitary, heating, air conditioning, refrigerating and hydraulic applications. Also for copper thin-walled heating tubes according to EN 1057 and for tubes of pressfitting systems.

Cost advantage

Cordless tube bender recovered after a few bends through savings on fittings. No costs for fittings, storage, procurement. Savings in soldering joints, pressing joints and working hours. Higher safety thanks to fewer pipe joints.

Design

Robust, compact drive unit with closed, maintenance-free hydraulic system. Mobile, handy, light. Drive machine with battery pack weights only 3.0 kg. Can be used anywhere, even in confined spaces. Easy, quick working, e.g. Ø 22 mm stainless steel pipe bend in just 8 s. Marked bending formers for exact bending. Overbend, tier bend possible. Easy and rapid changing of bending formers. Back former support H-S Ø 10 – 26 mm, rotatable according to the size of the pipe to be bent, with back formers for pipes Ø 10 – 26 mm, 3/8 – 7/8". Back former support Ø 32 mm with back formers for pipes Ø 32 mm. LED work light for illuminating the work place.

Bending formers and sliding pieces

Bending formers and back formers made of high strength, high sliding, glass fibre reinforced polyamide or aluminium bending formers. See table on page 129 for bending formers.

Drive

Tons of thrust for crease-free bending within seconds. Thrust force 9 kN. Powerful electro-hydraulic drive with powerful battery motor 21.6 V, 380 W output, robust planetary gear, eccentric reciprocating pump and compact high power hydraulic system. Safety tip switch.

Battery or mains operation

Li-Ion 22V Technology. Highly resistant Li-Ion 21.6V battery with 1.5, 2.5, 5.0 or 9.0 Ah capacity, for long service life. Light and powerful. Li-Ion 21.6V, 1.5 Ah battery for approx. 66 pipe bends, 2.5 Ah for approx. 110 pipe bends, 5.0 Ah for approx. 220 pipe bends, 9.0 Ah for approx. 396 pipe bends of the stainless steel Ø 22 mm press fitting systems with one battery charge. Graduated charging status check by coloured LEDs. Operating temperature range – 10 to + 60 °C. No memory effect for maximum battery power. Rapid charger 100 – 240V, 90W. Rapid charger 100 – 240V, 290W, for shorter charging times, as accessory. Voltage supply 220 – 240V/21.6V, 15A output, for mains operation instead of Li-Ion battery 21.6 V, as accessory.

Supply format

REMS Hydro-Swing 22V INOX Set. REMS Hydro-Swing 22V with aluminium bending formers, especially also for Geberit Mapress Stainless Steel (EN 10088, 1.4401), Geberit Mapress Stainless Steel (EN 10088, 1.4521, nickel-free), Geberit Mapress Carbon Steel (EN 10305-3, 1.0034 (E195)), Viega Sanpress (EN 10088, 1.4401), Viega Prestabo (EN 10305-3, 1.0308 (E235)).

| Description mm | Art.-No. |
|---------------------|----------|
| Set 15-18-22 | 153419 |

Other voltages on request.



German Quality Product



Info



REMS Hydro-Swing 22 V

Cordless tube bender

Supply format

REMS Hydro-Swing 22 V Set. Cordless tube bender Ø 10–32 mm, Ø ⅜–⅞", up to 90°. Soft copper pipes Ø 10–22 mm, Ø ⅜–⅞", s ≤ 1 mm, soft, coated copper pipes Ø 10–18 mm, Ø ⅜–⅝", s ≤ 1 mm, pipes of the press fitting systems made of stainless, nickel steel Ø 12–22 mm, s ≤ 1.2 mm, soft, coated carbon steel Ø 12–18 mm, s ≤ 1.2 mm, soft precision steel pipes Ø 10–22 mm, s ≤ 1.5 mm, composite tubes Ø 14–32 mm. Electro-hydraulic drive with powerful battery motor 21.6 V, 380 W, robust planetary gear, eccentric reciprocating pump and compact high power hydraulic system. Safety tip switch. LED work light. Battery Li-Ion 21.6 V, 1.5 Ah, rapid charger 220–240 V or 110 V, 50–60 Hz, 70 W. Up to Ø 26 mm with bending formers, back former support H-S Ø 10–26 mm with back formers. Up to Ø 32 mm with bending formers, 2 back former supports Ø 10–26 mm and Ø 32 mm with back formers. In XL-Boxx system case.

| Description mm | inch | Art.-No. |
|--|------------|----------|
| Set 12-15-18-22 | ½-⅝-¾-⅞" | 153410 |
| Set 10-12-15-18-22 | ⅜-½-⅝-¾-⅞" | 153411 |
| Set 12-14-16-18-22 | ½-¾-⅞" | 153412 |
| Set 14-16-20-25/26 | | 153413 |
| Set 14-16-18-20-25/26 | | 153414 |
| Set 16-20-25/26-32 | | 153415 |
| Set Allround 22 | | |
| 10-12-14-15-16-17-18-20-22 | ⅜-½-⅝-¾-⅞" | 153416 |
| Set 16-18-20-25/26-32 | | 153417 |
| Set Allround 32 | | |
| 10-12-14-15-16-17-18-20-22-25/26-32 | ⅜-½-⅝-¾-⅞" | 153418 |
| Basic-Pack (without bending and back formers) | | 153401 |

Other voltages on request.



Accessories

| Description | Art.-No. |
|--|----------|
| REMS Hydro-Swing 22 V drive unit, without battery | 153400 |
| Back former support H-S Ø 10–26 mm with back formers for pipe Ø 10–26 mm, ⅜–⅞" | 153501 |
| Back former support Ø 32 mm with back formers for pipe Ø 32 mm | 153115 |
| Battery Li-Ion 21.6 V, 1.5 Ah | 571570 |
| Battery Li-Ion 21.6 V, 2.5 Ah | 571571 |
| Battery Li-Ion 21.6 V, 5.0 Ah | 571581 |
| Battery Li-Ion 21.6 V, 9.0 Ah | 571583 |
| Rapid charger 100–240 V, 50–60 Hz, 90 W | 571585 |
| Rapid charger 100–240 V, 50–60 Hz, 290 W | 571587 |
| Voltage supply 220–240 V/21.6 V, 50–60 Hz, 15 A, for mains operation instead of battery Li-Ion 21.6 V | 571567 |
| XL-Boxx system case with inserts | 153455 |

REMS Lumen 2800 22V, cordless LED flood lamp, see page 107

| Bending former for tubes Ø mm/inch | Bending radius ¹⁾ mm | suitable for | | | | | | Art.-No. |
|------------------------------------|---------------------------------|--------------|------|----------------------|----------|----------|------------|----------|
| | | Cu | Cu-U | Hydro-Swing 22V INOX | St 10217 | St 10305 | St 10305-U | |
| 10, ⅜ | 30 | ● | | | | ● | | 153155 |
| 12, 10 U, ½ | 36 | ● | ● | | ● | ● | | 153160 |
| 14, 12 U | 50 | ● | | | | ● | ● | 153170 |
| 15 ²⁾ | 55 | ● | ● | ● | ● | ● | | 153531 |
| 15, 12 U, ⅝ | 55 | ● | ● | | | ● | | 153175 |
| 16, 14 U | 55 | ● | ● | | | ● | ● | 153180 |
| 17, 15 U | 60 | | | | | ● | ● | 153185 |
| 18 ²⁾ | 72 | ● | ● | ● | ● | ● | ● | 153532 |
| 18, 14 U, 15 U, 16 U, ¾ | 72 | ● | ● | | | ● | ● | 153190 |
| 20, 18 U | 79 | ● | ● | | | ● | ● | 153195 |
| 22, 18 U, ⅞ ²⁾ | 86 | ● | ● | ● | ● | ● | | 153540 |
| 25, 26 | 88 | | | | | ● | | 153205 |
| 32 | 128 | | | | | ● | | 153210 |

¹⁾ Bending radius mm at the neutral axis of the bend (DVGW GW 392)

²⁾ Aluminium bending formers

- Cu: soft copper tubes, also thin-wall, EN 1057
- St 10217: stainless, nickel steel pipes of the press fitting systems EN 10217-7, EN 10312, series 2, material 1.4401
- St 10305: soft precision steel pipes EN 10305-1, EN 10305-2, EN 10305-3
- St 10305-U: soft, coated carbon steel pipes of the pressfitting systems EN 10305-3
- U: coated
- V: multi-layer composite tubes of pressfitting systems



Robust, oil-hydraulic pipe bender for dimensionally accurate bending of pipes up to 90°. For trade and industry. For the building site and the workshop.

| | |
|----------------------------|--------------|
| Steel pipes EN 10255 | Ø 3/8 – 2" |
| Multilayer composite tubes | Ø 32 – 75 mm |

REMS Python – extremely easy bending up to Ø 2", 75 mm. Ideal for steel pipes EN 10255 and for multilayer composite tubes of the pressfitting systems. Also for producing level bends in different planes.

Universal use

For locksmith work, sanitary and heating installation and machine and plant engineering. Excellently suitable for steel pipes EN 10255 and for multilayer composite tubes of the pressfitting systems.

System advantage

Only **one** bender drive for the whole working range up to Ø 2", Ø 75 mm. Thus simple, inexpensive stocking. No confusion possible.

Cost advantage

Pipe bender is amortised after just a few bends by saving on fittings. No costs for fittings, storage, procurement. Saving of welds, press connections and working time. Increased safety due to fewer pipe connections.

Design

Robust, oil-hydraulic drive unit with closed, maintenance-free hydraulic system. 2 slide roller supports and 2 slide rollers form a closed bending frame for high rigidity and precision when bending. Upper back former support tiltable for easy insertion and removal of the pipe, with marked plug positions for the back formers according to the pipe size to be bent, with angle scale 0 to 90°. Upper slide roller support with laterally adjustable slide roller bearing plate for producing over-bends and level bends according to requirements also in different planes. Can be used anywhere, any time. No setting. Easy, effortless, quick working, e.g. 90° bend Ø 63 mm only 60 s. Tripod as accessory.

Bending formers and back formers

Bending formers St for steel pipes, form and pressure stable, made of highly resistant spheroidal iron. Bending formers V for multilayer composite tubes, form and pressure stable, made of torsion-free shell-cast aluminium. See page 131. Marking on every bending former for dimensionally accurate bending. Angle gauge with angle scale 0 to 180° for dimensionally accurate bending, as an accessory. Optimum matching of bending formers and back formers guarantees material-compatible bending without cracks and creases. High strength back formers for low friction support of the thrust pressure. Fast changing of the bending formers and back formers by simple plug system.

Drive

Oil-hydraulic drive unit with hydraulic cylinder made from high-quality, rolled hydraulic tube. Overload protection of the hydraulic thrust in the foremost piston position and overpressure valves for safe working. Ergonomically designed thrust lever for strength saving pressure build-up with manual hydraulic pump. No danger of crushing due to end limiting of the thrust lever, for high work safety.



German Quality Product



Bridges.



info



Doglegs on several levels.



Supply format

REMS Python Set. Oil-hydraulic pipe bender for dimensionally accurate bending of pipes up to 90°. Steel pipes EN 10255 Ø ¾ - 2", multilayer composite tubes Ø 32 - 75 mm. Drive unit with back former supports, upper back former support with laterally adjustable back former support bearing plate, 2 back formers, bending formers St or V. In sturdy carrying case.

| Description | Art.-No. |
|--|----------|
| Set St ¾ - ½ - ¾ - 1 - 1¼" | 590020 |
| Set St ½ - ¾ - 1 - 1¼ - 1½ - 2" | 590021 |
| Set V 40 - 50 - 63 mm | 590022 |

Accessories

| Description | Art.-No. |
|--|----------|
| Drive unit with back former supports and back formers | 590000 |
| Slide piece Ø 75 mm (pack of 2) | 590111 |
| Tripod | 590150 |
| Carrying case with practical handles | 590160 |
| Angle gauge for dimensionally accurate bending | 590153 |

| Bending former for pipes Ø mm/inch | Bending radius ¹⁾ mm | Bending radius ²⁾ mm | suitable for | | | | | Art.-No. |
|------------------------------------|---------------------------------|---------------------------------|--------------|---|--|--|--|----------|
| | | | St 10255 | > | | | | |
| St ¾" | 50 | | ● | | | | | 590051 |
| St ½" | 65 | | ● | | | | | 590052 |
| St ¾" | 85 | | ● | | | | | 590053 |
| St 1" | 100 | | ● | | | | | 590054 |
| St 1¼" | 150 | | ● | | | | | 590055 |
| St 1½" | 170 | | ● | | | | | 590056 |
| St 2" | 220 | | ● | | | | | 590057 |
| V 32 mm | 112 | 128 | | ● | | | | 590061 |
| V 40 mm | 140 | 160 | | ● | | | | 590058 |
| V 50 mm | 175 | 200 | | ● | | | | 590059 |
| V 63 mm | 220 | 252 | | ● | | | | 590060 |
| V 75 mm | 260 | 298 | | ▲ | | | | 590062 |

St 10255: Steel pipes (threaded pipes) EN 10255
 V: multilayer composite pipes of the pressfitting systems
 ▲ 2 slide pieces Ø 75 mm (Art. No. 590111) required

¹⁾ Bending radius mm on the inside of the bend (EN 10255)

²⁾ Bending radius mm at the neutral axis of the bend (DVGW VP 632)



Universal, compact electric tool for cold bending of pipes and tubes up to 180°. Can be used anywhere, without vice. For trade and industry. For the building site and the workshop.

| | |
|---|--------------------------------|
| Hard, half-hard, soft copper tubes also thin-wall | Ø 10 – 35 mm Ø 3/8 – 1 3/8" |
|---|--------------------------------|

| | |
|--|--------------|
| Coated soft copper tubes, also thin-wall | Ø 10 – 18 mm |
|--|--------------|

| | |
|--|----------------|
| Thick-walled copper pipes K65 for refrigeration and air conditioning technology EN 12735-1 | Ø 3/8 – 1 3/8" |
|--|----------------|

| | |
|--|--------------|
| Pipes of press fitting systems made of stainless steel | Ø 12 – 28 mm |
|--|--------------|

| | |
|-----------------------|--------------|
| Carbon steel (coated) | Ø 12 – 28 mm |
|-----------------------|--------------|

| | |
|----------------------------|--------------|
| Soft precision steel tubes | Ø 10 – 28 mm |
|----------------------------|--------------|

| | |
|----------------------|--------------|
| Steel pipes EN 10255 | Ø 1/4 – 3/4" |
|----------------------|--------------|

| | |
|---------------------------|--------------|
| Electric conduit EN 50086 | Ø 16 – 32 mm |
|---------------------------|--------------|

| | |
|-----------------------------|--------------|
| Multi-layer composite tubes | Ø 14 – 40 mm |
|-----------------------------|--------------|

REMS Curvo – wrinkle-free bending.
Universal for many pipe types. Instant use without setting. Fast and creep speed operation for precise bending. Rapid change of bending and back formers.

Universal use

For sanitary, heating, air conditioning, refrigerating and hydraulic applications. Specially suited for tubes of pressfitting systems, for hard and half-hard copper tubes and for thin-walled copper heating tubes according to EN 1057.

System advantage

Only one type of bending and back formers for REMS Curvo 22V, REMS Curvo, REMS Curvo 50 and REMS Sinus. Therefore simple, inexpensive stocking. No confusion possible.

Cost advantage

Bender cost recovered after a small number of bends. No costs for fittings, storage, procurement. Savings in soldering joints, pressing joints and working hours. Higher safety thanks to fewer pipe joints.

Design

Compact, handy electric tool with integral absorption of torque during bending. Super light, drive unit only 8 kg. Can be used anywhere, anytime. No setting. Simple, effortless, fast working, e.g. 90° bends, Ø 22 mm in only 6 s. Fast and creep speed operation for precise bending. Overbend, double bend, tier bend, reversed bend possible. Height adjustable machine support as accessory.

Bending formers and back formers

Form and pressure resistant, in high-strength, high-slide, glass-fibre reinforced polyamide. Optimum matching of bending former and back former guarantees material-compatible gliding without cracks and creases. Angle scale 0 to 180° provided on each bending former and mark on the back former ensure precise bending. Rapid change of bending formers and back formers. Bending formers and back formers for different sizes, materials and bending radii (page 139).

Drive

Robust, maintenance-free gear. Final point safety in both directions through safety slipping clutch. Proven, powerful universal motor, 1000 W. Right and left-hand rotation. Stepless electronic safety switch for rapid and creep speed operation.

Bending lubricant

REMS bending spray ensures a permanent lubricating film for reducing energy expenditure and uniform bending. High-pressure-proof, acid-free, CFC-free, so ozone-harmless.



German Quality Product

Tested by electrosuisse >>>



Supply format

REMS Curvo Set. Electric pipe and tube bender Ø 10–40 mm, Ø ¼–1½", up to 180°. Hard, semi-hard, soft copper pipes, also thin-walled, Ø 10–35 mm, Ø ¾–1½", soft coated copper pipes, also thin-walled, Ø 10–18 mm, thick-walled copper pipes K65 for refrigeration and air conditioning technology EN 12735-1 Ø ¾–1½", pipes of the press fitting systems of stainless steel Ø 12–28 mm, carbon steel, also coated, Ø 12–28 mm, soft precision steel pipes Ø 10–28 mm, steel pipes EN 10255 Ø ¼–¾", electrical installation pipes EN 50086 Ø 16–32 mm, composite tubes Ø 14–40 mm, etc. Drive unit with maintenance-free gear and safety slipping clutch, universal motor 230 V or 110 V, 50–60 Hz, 1000 W, stepless electronic safety switch, right and left-hand rotation, insert bolt. Bending formers and back formers. In sturdy steel case.

| Description | Art.-No. |
|--|----------|
| Set 15-18-22 | 580026 |
| Set 15-18-22-28¹⁾ | 580027 |
| Set 15-18-22-28²⁾ | 580036 |
| Set 15-18-22-28³⁾ | 580035 |
| Set 12-15-18-22 | 580020 |
| Set 12-15-18-22-28¹⁾ | 580033 |
| Set 12-15-18-22-28²⁾ | 580037 |
| Set 15-22-28¹⁾ | 580022 |
| Set 15-22-28²⁾ | 580040 |
| Set 17-20-24 | 580023 |
| Set 12-14-16-18-22 | 580021 |
| Set 12-14-16-18-22-28¹⁾ | 580031 |
| Set 12-14-16-18-22-28²⁾ | 580038 |
| Set 14-16-18-22-28¹⁾ | 580028 |
| Set 14-16-18-22-28²⁾ | 580039 |
| Set ¾-½-¾-¾-¾" | 580024 |
| Set 16-20-26-32 | 580025 |
| Set 16-20-25-32 | 580034 |
| Set 20-25-32 | 580029 |
| Set 32-40 | 580030 |
| Basic-Pack (without bending and back formers) | 580010 |

REMS Curvo Set delivered with the smaller radius bending and back former (except Art.-No. 580029 and 580030), see page 139.

- ¹⁾ Bending former and back former 28, R102, Art. No. 581070, for hard, semi-hard copper pipes, also thin-walled. See page 139.
- ²⁾ Bending former and back former 28, ¾" (DN 20), R102, Art. No. 581260, for hard copper pipes Ø 28 mm, Ø 1½", pipes of the press fitting systems of stainless steel/carbon steel Ø 28 mm, steel pipes ¾". See page 139.
- ³⁾ Bending former and back former 28, ¾" (DN 20), R114, Art. No. 581310, for hard, semi-hard copper pipes Ø 28 mm, pipes of the press fitting systems of stainless steel/carbon steel Ø 28 mm, steel pipes ¾". According to DVGW work sheet GW 392 for hard and semi-hard copper pipes Ø 28 mm minimum bending radius 114 mm necessary. Wall thickness ≥ 0.9 mm. See page 139.

Accessories

| Description | Art.-No. |
|---|----------|
| Bending formers and back formers see page 139. | |
| REMS Curvo drive unit | 580000 |
| Insert bolt | 582036 |
| REMS bending spray , 400 ml | 140120 |
| Steel case with insert | 586000 |
| Machine support 3B , height adjustable, on tripod | 586100 |
| Machine support WB , height adjustable, for mounting on work bench | 586150 |



Basic-Pack



3B



WB

Universal, compact electric tool for cold bending of pipes and tubes up to 90°. Can be used anywhere, without vice. For trade and industry. For the building site and the workshop.

| | |
|--|-------------------------|
| Steel pipes EN 10255 (DIN 2440) | Ø ¼ – 1¼" |
| Stainless steel pipes EN ISO 1127, EN 10217-1 | Ø ½ – 1¼" s ≤ 2.6 mm |
| Hard, half-hard, soft copper tubes | Ø 10 – 42 mm |
| Thin-wall copper tubes | Ø 10 – 35 mm |
| Thick-walled copper pipes K65 for refrigeration and air conditioning technology EN 12735-1 | Ø ¾ – 1⅝" |
| Pipes of press fitting systems made of stainless steel | Ø 12 – 42 mm |
| Carbon steel, also coated | Ø 12 – 42 (28) mm |
| Multi-layer composite tubes | Ø 14 – 50 mm |
| Further materials, see REMS Curvo | |



REMS Curvo 50 – wrinkle free bending of large pipes.

Universal use

For metalwork and in sanitary, heating, air conditioning, refrigeration and hydraulic applications. Specially suited for steel pipe EN 10255, pipe for press-fitting systems, for hard and half hard copper pipe and for thin-walled copper heating pipe according to EN 1057.

System advantage

Bending formers and back formers of REMS Curvo 22V, REMS Curvo and REMS Sinus (page 139) also fit in the REMS Curvo 50 drive machine with adaptor block 10–40, support 10–40. Therefore simple, inexpensive stocking. No confusion possible.

Cost advantage

Bender cost recovered after a small number of bends. No costs for fittings, storage, procurement. Savings in soldering joints, pressing joints and working hours. Higher safety thanks to fewer pipe joints.

Design

Compact, handy electric tool with integral absorption of torque during bending. Can be used anywhere, anytime. No setting. Simple, effortless, fast working, e.g. 90° bends of steel pipe Ø 1¼" in only 37 s. Fast and creep speed operation for precise bending. Overbend, tier bend, reversed bend possible.

Bending formers and back formers

Optimum matching of bending former and back former guarantees material-compatible gliding without cracks and creases. Angle scale provided on each bending former and mark on the back former ensure precise bending. Rapid change of bending formers and back formers. Bending formers and back formers for different sizes, materials and bending radii (page 139). Bending formers and back formers REMS Curvo 50 (Ø 35 R 100, Ø 42 R 140, Ø 50 R 135, Ø 1" R 100, Ø 1¼" R 140): Form and pressure resistant bending formers in ductile iron and back formers in high-strength, high-slide glass-fibre reinforced polyamide.

Drive

Robust, maintenance-free gear. Final point safety in both directions through safety slipping clutch. Proven, powerful universal motor, 1000 W. Right and left-hand rotation. Stepless electronic safety switch for rapid and creep speed operation.

Bending lubricant

REMS bending spray ensures a permanent lubricating film for reducing energy expenditure and uniform bending. High-pressure-proof, acid-free. CFC-free, so ozone-harmless.



German Quality Product



Supply format

REMS Curvo 50 Basic-Pack. Electric pipe and tube bender Ø 10–50 mm, up to 90°. Steel pipes EN 10255 Ø ¼–1¼", stainless steel pipes EN ISO 1127, EN 10217-7, Ø ½–1¼", s ≤ 2.6 mm, hard, semi-hard, soft copper pipes, Ø 10–42 mm, thin-walled copper pipes Ø 10–35 mm, thick-walled copper pipes K65 for refrigeration and air conditioning technology EN 12735-1 Ø ¾–1½", pipes of the press fitting systems of stainless steel Ø 12–42 mm, carbon steel Ø 12–42 mm, coated carbon steel Ø 12–28 mm, composite tubes Ø 14–50 mm, etc. Drive unit with maintenance-free gear and safety slipping clutch, universal motor 230 V or 110 V, 50–60 Hz, 1000 W, stepless electronic safety switch, right and left-hand rotation. Adaptor block 35–50, Support 35–50, insert bolt. In sturdy carrying case.

| | Art.-No. |
|--|----------|
| | 580110 |

Other voltages on request.



Accessories

| Description | Art.-No. |
|--|----------|
| Bending formers and back formers see page 139. | |
| REMS Curvo 50 drive unit | 580100 |
| Adaptor block 35–50, Support 35–50 , for bending formers and back formers Ø 35 R 100, Ø 42 R 140, Ø 50 R 135, Ø 1" R 100, Ø 1¼" R 140 (see page 139). | 582110 |
| Adaptor block 10–40, Support 10–40 , for bending formers and back formers REMS Curvo, REMS Curvo 22V, REMS Sinus (see page 139). | 582120 |
| Insert bolt | 582036 |
| REMS bending spray , 400 ml | 140120 |
| Carrying case with practical handles | 590160 |
| Steel case with insert for each bending former and back former R 100 and R 135/R 140, 90° | 586012 |



REMS Curvo 22V

Cordless tube bender

Universal, mobile electric tool for cold bending of pipes up to 180°. Can be used anywhere, without vice. For trade and industry. For the building site and the workshop. Li-Ion 22V Technology. For battery and corded operation.

| | |
|---|----------------------------|
| Hard, half-hard, soft copper tubes also thin-wall | Ø 10–28 mm Ø 3/8–1 1/8" |
|---|----------------------------|

| | |
|--|------------|
| Coated soft copper tubes, also thin-wall | Ø 10–18 mm |
|--|------------|

| | |
|--|--------------|
| Thick-walled copper pipes K65 for refrigeration and air conditioning technology EN 12735-1 | Ø 3/8–1 1/8" |
|--|--------------|

| | |
|--|------------|
| Pipes of press fitting systems made of stainless steel | Ø 12–28 mm |
|--|------------|

| | |
|---------------------------|------------|
| Carbon steel, also coated | Ø 12–28 mm |
|---------------------------|------------|

| | |
|----------------------------|------------|
| Soft precision steel tubes | Ø 10–28 mm |
|----------------------------|------------|

| | |
|----------------------|------------|
| Steel pipes EN 10255 | Ø 1/4–3/4" |
|----------------------|------------|

| | |
|---------------------------|------------|
| Electric conduit EN 50086 | Ø 16–25 mm |
|---------------------------|------------|

| | |
|-----------------------------|------------|
| Multi-layer composite tubes | Ø 14–40 mm |
|-----------------------------|------------|

REMS Curvo 22V – wrinkle-free bending of pipes.

Mobile, handy, light. Universal for many pipe types.

Ready to use immediately without setting. Fast and

creep speed with immediate stop for precise bending.

Quick change of bending and back formers.

Li-Ion 21.6V, 5.0Ah battery, for approx. 90 pipe bends

of the stainless steel Ø 22 mm press fitting systems

with one battery charge.

Universal use

For sanitary, heating, air conditioning, refrigerating and hydraulic applications. Mains independent. Specially suited for tubes of pressfitting systems, for hard and half-hard copper tubes and for thin-walled copper heating tubes according to EN 1057.

System advantage

Only one type of bending and back formers for REMS Curvo 22V, REMS Curvo, REMS Curvo 50 and REMS Sinus. Therefore simple, inexpensive stocking. No confusion possible.

Cost advantage

Bender cost recovered after a small number of bends. No costs for fittings, storage, procurement. Savings in soldering joints, pressing joints and working hours. Higher safety thanks to fewer pipe joints.

Design

Compact, mobile, handy electric tool with integral absorption of torque during bending. Super light, drive machine with battery pack weights only 8.5 kg. Electronic charging status check with low discharge protection. Practical D-shaped handle with soft grip. Can be used anywhere, anytime. No setting. Simple, effortless, fast working, e.g. 90° bend Ø 22 mm only 6 s. Fast and creep speed with immediate stop for precise bending. Overbend, double bend, tier bend, reversed bend possible. Height adjustable machine support as accessory.

Bending formers and back formers

Form and pressure resistant, in high-strength, high-slide, glass-fibre reinforced polyamide. Optimum matching of bending former and back former guarantees material-compatible gliding without cracks and creases. Angle scale 0 to 180° provided on each bending former and mark on the back former ensure precise bending. Rapid change of bending formers and back formers. Bending formers and back formers for different sizes, materials and bending radii (page 139).

Drive

Robust, maintenance-free gear. Final point safety in both directions through safety slipping clutch. Powerful battery motor 21.6 V, with large power reserve, 500 W output. Right and left-hand rotation. Stepless electronic safety switch for fast and creep speed, with immediate stop. Machine status check with overload protection of the drive unit against too high currents, with overheating protection by motor temperature monitoring (NTC), with electronic battery charging status check with charging level indication by a 2-coloured green/red LED.

Battery or mains operation


Li-Ion 22V Technology. Highly resistant Li-Ion 21.6V battery with 5.0 Ah or 9.0 Ah capacity, for long service life. Light and powerful. Li-Ion 21.6V, 5.0Ah battery, for approx. 90 pipe bends, 9.0Ah for approx. 160 pipe bends of the stainless steel Ø 22 mm press fitting systems with one battery charge. Graduated charging status check by coloured LEDs. Operating temperature range – 10 to + 60 °C. No memory effect for maximum battery power. Rapid charger 100–240V, 90W. Rapid charger 100–240V, 290W, for shorter charging times, as accessory. Voltage supply 220–240V/21.6V, 40A output, for mains operation instead of Li-Ion battery 21.6 V, as accessory.



German Quality Product



Info



Bending lubricant

REMS bending spray ensures a permanent lubricating film for reducing energy expenditure and uniform bending. High-pressure-proof, acid-free, CFC-free, so ozone-harmless.

Supply format

REMS Curvo 22V Set. Cordless tube bender Ø 10–40 mm, Ø ¼–1½", to 180°. Hard, semi-hard, soft copper pipes, also thin-walled, Ø 10–28 mm, Ø ¾–1½", soft coated copper pipes, also thin-walled, Ø 10–18 mm, thick-walled copper pipes K65 for refrigeration and air conditioning technology EN 12735-1 Ø ¾–1½", pipes of the press fitting systems of stainless steel Ø 12–28 mm, carbon steel, also coated, Ø 12–28 mm, soft precision steel pipes Ø 10–28 mm, steel pipes EN 10255 Ø ¼–¾", electrical installation pipes EN 50086 Ø 16–25 mm, composite tubes Ø 14–40 mm, etc. Drive machine with D-shaped handle, maintenance-free gear with safely slipping clutch, powerful battery motor 21.6 V, stepless, electronic safety switch with immediate stop, right and left-hand rotation. Machine status check with overload protection, temperature monitoring, battery charging status check. Li-Ion 21.6 V, 5.0 Ah battery, 100–240 V, 50–60 Hz, 90 W rapid charger. Insert bolt. Bending and back formers. In sturdy steel case.

| Description | Art.-No. |
|--|----------|
| Set 15-18-22 | 580051 |
| Set 15-18-22-28¹⁾ | 580052 |
| Set 15-18-22-28²⁾ | 580053 |
| Set 15-18-22-28³⁾ | 580054 |
| Set 12-15-18-22 | 580055 |
| Set 12-15-18-22-28¹⁾ | 580056 |
| Set 12-15-18-22-28²⁾ | 580057 |
| Set 15-22-28¹⁾ | 580058 |
| Set 15-22-28²⁾ | 580059 |
| Set 17-20-24 | 580060 |
| Set 12-14-16-18-22 | 580061 |
| Set 12-14-16-18-22-28¹⁾ | 580062 |
| Set 12-14-16-18-22-28²⁾ | 580063 |
| Set 14-16-18-22-28¹⁾ | 580064 |
| Set 14-16-18-22-28²⁾ | 580065 |
| Set ¾-½-¾-¾-¾" | 580066 |
| Set 16-20-26-32 | 580067 |
| Set 16-20-25-32 | 580068 |
| Set 20-25-32 | 580069 |
| Basic-Pack (without bending and back formers) | 580014 |

Other voltages on request.

REMS Curvo 22V Set delivered with the smaller radius bending and back former (except Art.-No. 580069), see page 139.

¹⁾ Bending former and back former 28, R102, Art. No. 581070, for hard, semi-hard copper pipes, also thin-walled. See page 139.

²⁾ Bending former and back former 28, ¾" (DN 20), R102, Art. No. 581260, for hard copper pipes Ø 28 mm, Ø 1½", pipes of the press fitting systems of stainless steel/carbon steel Ø 28 mm. See page 139.

³⁾ Bending former and back former 28, ¾" (DN 20), R114, Art. No. 581310, for hard, semi-hard copper pipes Ø 28 mm, pipes of the press fitting systems of stainless steel/carbon steel Ø 28 mm, steel pipes ¾". According to DVGW work sheet GW 392 for hard and semi-hard copper pipes Ø 28 mm minimum bending radius 114 mm necessary. Wall thickness ≥ 0.9 mm. See page 139.

Accessories


| Description | Art.-No. |
|--|----------|
| Bending formers and back formers see page 139. | |
| REMS Curvo 22V drive unit, without battery | 580004 |
| Battery Li-Ion 21.6 V, 5.0 Ah | 571581 |
| Battery Li-Ion 21.6 V, 9.0 Ah | 571583 |
| Rapid charger 100–240 V, 50–60 Hz, 90 W | 571585 |
| Rapid charger 100–240 V, 50–60 Hz, 290 W | 571587 |
| Voltage supply 220–240 V/21.6 V, 50–60 Hz, 40 A, for mains operation instead of battery Li-Ion 21.6 V | 571578 |
| Insert bolt | 582036 |
| REMS bending spray, 400 ml | 140120 |
| Steel case with inlay | 566030 |
| Machine support 3B, height adjustable, on tripod | 586100 |
| Machine support WB, height adjustable, for mounting on work bench | 586150 |
| REMS Lumen 2800 22V, cordless LED flood lamp, see page 107 | |



Basic-Pack



3B



WB

Universal, robust hand tool for cold bending up to 180°. Can be used anywhere. For trade and industry. For the building site and the workshop.

| | |
|---|------------------------------|
| Hard, half-hard, soft copper tubes, also thin-wall | Ø 10 – 22 mm Ø 3/8 – 7/8" |
| Coated soft copper tubes, also thin-wall | Ø 10 – 18 mm |
| Pipes of press fitting systems made of stainless steel, carbon steel (coated) | Ø 12 – 18 mm |
| Carbon steel | Ø 12 – 22 mm |
| Soft precision steel tubes | Ø 10 – 20 mm |
| Electric conduit EN 50086 | Ø 16 – 20 mm |
| Multi-layer composite tubes | Ø 14 – 32 mm |

REMS Sinus – wrinkle-free bending.
Universal for many tubes. Easy bending through long lever arms. Selectable lever positioning ensures optimum bending position and power transmission. Only one type of bending and back formers for REMS Sinus and REMS Curvo.

Universal use

For sanitary, heating, air conditioning, refrigerating and hydraulic applications. Specially suited for tubes of pressfitting systems, for hard and half-hard copper tubes and for thin-walled copper heating tubes according to EN 1057.

System advantage

Only one type of bending and back formers for REMS Curvo 22V, REMS Curvo, REMS Curvo 50 and REMS Sinus. Therefore simple, inexpensive stocking. No confusion possible.

Cost advantage

Bender cost recovered after a small number of bends. No costs for fittings, storage, procurement. Savings in soldering joints, pressing joints and working hours. Higher safety thanks to fewer pipe joints.

Design

Compact, handy unit of bender drive and bending tools. Can be used anywhere, in parallel vice or free hand as double-hand-bender. Easy bending through long lever arms. Selectable lever positioning ensures optimum bending position and power transmission. Robust design, drive unit in hardened steel for high stress. Simple and rapid changing of bending and back formers. Crossover, swan-neck and U-bends possible.

Bending formers and back formers

For different pipe sizes, materials and bending radii, see page 139.

Bending lubricant

REMS bending spray ensures a permanent lubricating film for reducing energy expenditure and for uniform bending. High-pressure-proof, acid-free. CFC-free, so ozone-harmless.

Supply format

REMS Sinus Set. Hand tube bender Ø 10–32 mm, Ø 3/8–7/8", up to 180°. Hard, half-hard, soft copper tubes, also thin-wall Ø 10–22 mm, Ø 3/8–7/8", coated soft copper tubes, also thin-wall Ø 10–18 mm, pipes of the press fitting systems made of stainless steel, carbon steel (coated) Ø 12–18 mm, soft precision steel tubes Ø 10–22 mm, soft precision steel tubes, Ø 10–20 mm, electric conduit EN 50086, Ø 16–20 mm, multi-layer composite tubes Ø 14–32 mm and others. Drive unit, insert bolt. Bending formers and back formers. REMS bending spray. In sturdy steel case.

| Description | Art.-No. |
|---|----------|
| Set 15-18-22 | 154001 |
| Set 14-16-18 | 154002 |
| Set 12-15-18-22 | 154003 |
| Set 10-12-14-16-18-22 | 154004 |
| Basic-Pack (without bending and back formers and bending spray) | 154010 |

REMS Sinus Set is delivered with bending formers and back formers of the smaller radius, see page 139.

Accessories

| Description | Art.-No. |
|---|----------|
| Bending and back formers see page 139. | |
| Insert bolt | 582036 |
| REMS Curvo drive unit | 580000 |
| REMS Sinus drive unit | 154000 |
| REMS bending spray , 400 ml | 140120 |
| Steel case with inlay | 154160 |



German Quality Product



Info



Bending formers and back formers

Accessories for REMS Curvo 50, REMS Curvo,
REMS Curvo 22 V and REMS Sinus

Bending formers and back formers, 180°, form and pressure resistant, in high-strength, high-slide, glass-fibre reinforced polyamide or aluminum 90° (Ø 21.3 R 103, Ø 26.9 R 102, Ø 33.7 R 100, Ø 35 R 100, Ø 42 R 140, Ø 42.4 R 140, Ø 50 R 135, Ø 1" R 100, Ø 1¼" R 140). Optimum matching of bending former and back former guarantees material-compatible gliding without cracks and creases. Angle scale provided on each bending former and mark on the back former ensure precise bending. Rapid change of bending formers and back formers.



| Bending former and back former for pipes Ø mm/inch O.D. | R mm | X mm 90° | X mm 45° | REMS Sinus | | | | | REMS Curvo | | | | | REMS Curvo 22 V | | | | | REMS Curvo 50 | | | | | Art.-No. | | | | | | | | | | |
|---|-------------------|----------|----------|------------|------|----------|------------|----------|------------|----------|---|----|----------|-----------------|----------|------------|----------|----------|---------------|---|----|----------|------|----------|----------|---------|------------|----------|----------|----------|---|--|--|--------|
| | | | | Cu | Cu-U | St 10312 | St 10305-U | St 10305 | St 10255 | St 50086 | V | Cu | Cu 12735 | Cu-U | St 10312 | St 10305-U | St 10305 | St 10255 | St 50086 | V | Cu | Cu 12735 | Cu-U | | St 10312 | St 1127 | St 10305-U | St 10305 | St 10255 | St 50086 | V | | | |
| 10 | 40 | 45 | 20 | ● | | | ● | | | | | | | | | | | | | | | | | | | | | | | | | | | 581400 |
| 12 | 45 | 49 | 22 | ● | | | ● | | | | | | | | | | | | | | | | | | | | | | | | | | | 581410 |
| 14, 10 U, ¼" (DN 6) | 50 | 53 | 23 | ● | ● | | | | | | | | | | | | | | | | | | | | | | | | | | | | | 581420 |
| 15, 12 U | 55 | 56 | 25 | ● | ● | ● | ● | | | | | | | | | | | | | | | | | | | | | | | | | | | 581430 |
| 16, 12 U | 60 | 62 | 28 | ● | ● | | ● | | | | | | | | | | | | | | | | | | | | | | | | | | | 581440 |
| 17, 15 U | 56 | 60 | 27 | | | | ● | | | | | | | | | | | | | | | | | | | | | | | | | | | 581110 |
| 18, 14 U, 15 U, ⅜" (DN 10) | 70 | 75 | 33 | ● | ● | ● | ● | | | | | | | | | | | | | | | | | | | | | | | | | | | 581450 |
| 20, 16 U, 18 U | 75 | 80 | 36 | ● | ● | | | | | | | | | | | | | | | | | | | | | | | | | | | | | 581080 |
| 21.3, ½" (s = 1.6/2.0/2.6) | 103 | 110 | 50 | | | | | | | | | | | | | | | | | | | | | | | | | | | | | | | 581480 |
| 22, 18 U, ½" (DN 15) | 77 | 81 | 36 | ● | ● | | | | | | | | | | | | | | | | | | | | | | | | | | | | | 581460 |
| 22, 18 U, ½" (DN 15) | 88 | 91 | 41 | | | | ● | | | | | | | | | | | | | | | | | | | | | | | | | | | 581470 |
| 24, 22 U | 75 | 85 | 38 | | | | | | | | | | | | | | | | | | | | | | | | | | | | | | | 581130 |
| 25 | 98 | 103 | 46 | | | | | | | | | | | | | | | | | | | | | | | | | | | | | | | 581180 |
| 26 | 98 | 108 | 49 | | | | ● | | | | | | | | | | | | | | | | | | | | | | | | | | | 581270 |
| 26.9, ¾" (s = 1.6/2.0/2.6) | 102 | 108 | 49 | | | | | | | | | | | | | | | | | | | | | | | | | | | | | | | 581490 |
| 28 ¹⁾ | 102 ³⁾ | 108 | 49 | | | | | | | | | | | | | | | | | | | | | | | | | | | | | | | 581070 |
| 28, ¾" (DN 20) ²⁾ | 102 | 110 | 50 | | | | | | | | | | | | | | | | | | | | | | | | | | | | | | | 581260 |
| 28, ¾" (DN 20) ²⁾ | 114 | 120 | 54 | | | | | | | | | | | | | | | | | | | | | | | | | | | | | | | 581310 |
| 30, 28 U | 98 | 105 | 47 | | | | | | | | | | | | | | | | | | | | | | | | | | | | | | | 581150 |
| 32 | 98 | 110 | 50 | | | | | | | | | | | | | | | | | | | | | | | | | | | | | | | 581280 |
| 32 | 114 | 121 | 54 | | | | | | | | | | | | | | | | | | | | | | | | | | | | | | | 581320 |
| 1" (DN 25) | 100 | 105 | 47 | | | | | | | | | | | | | | | | | | | | | | | | | | | | | | | 581520 |
| 33.7, 1" (s = 1.6/2.0/2.6) | 100 | 105 | 47 | | | | | | | | | | | | | | | | | | | | | | | | | | | | | | | 581520 |
| 35 | 100 | 105 | 47 | | | | | | | | | | | | | | | | | | | | | | | | | | | | | | | 581500 |
| 35 | 140 | 150 | 68 | | | | | | | | | | | | | | | | | | | | | | | | | | | | | | | 581350 |
| 40 | 140 | 148 | 67 | | | | | | | | | | | | | | | | | | | | | | | | | | | | | | | 581330 |
| 42 | 140 | 155 | 70 | | | | | | | | | | | | | | | | | | | | | | | | | | | | | | | 581510 |
| 1¼" (DN 32) | 140 | 150 | 68 | | | | | | | | | | | | | | | | | | | | | | | | | | | | | | | 581530 |
| 42.4, 1¼" (s = 2.0/2.6) | 140 | 150 | 68 | | | | | | | | | | | | | | | | | | | | | | | | | | | | | | | 581530 |
| 50 | 135 | 143 | 64 | | | | | | | | | | | | | | | | | | | | | | | | | | | | | | | 581540 |
| ⅜" (9.5 mm) | 43 | 48 | 22 | ● | | | | | | ● | ● | | | | | | | | | | | | | | | | | | | | | | | 581200 |
| ½" (12.7 mm) | 52 | 60 | 27 | ● | | | | | | ● | ● | | | | | | | | | | | | | | | | | | | | | | | 581210 |
| ⅝" (15.9 mm) | 63 | 70 | 32 | ● | | | | | | ● | ● | | | | | | | | | | | | | | | | | | | | | | | 581220 |
| ¾" (19.1 mm) | 75 | 82 | 37 | ● | | | | | | ● | ● | | | | | | | | | | | | | | | | | | | | | | | 581230 |
| ⅞" (22.2 mm) | 98 | 107 | 48 | ● | | | | | | ● | ● | | | | | | | | | | | | | | | | | | | | | | | 581240 |
| 1" (25.4 mm) | 101 | 112 | 50 | | | | | | | ● | ● | | | | | | | | | | | | | | | | | | | | | | | 581370 |
| 1⅛" (28.6 mm) | 102 | 110 | 44 | | | | | | | ● | ● | | | | | | | | | | | | | | | | | | | | | | | 581260 |
| 1⅜" (28.6 mm) | 115 | 117 | 53 | | | | | | | ● | ● | | | | | | | | | | | | | | | | | | | | | | | 581380 |
| 1¼" (31.8 mm) | 114 | 123 | 55 | | | | | | | ● | ● | | | | | | | | | | | | | | | | | | | | | | | 581320 |
| 1¼" (31.8 mm) | 133 | 145 | 65 | | | | | | | ● | ● | | | | | | | | | | | | | | | | | | | | | | | 581390 |
| 1⅜" (34.9 mm) | 100 | 105 | 47 | | | | | | | | | | | | | | | | | | | | | | | | | | | | | | | 581500 |
| 1⅜" (34.9 mm) | 140 | 150 | 68 | | | | | | | ● | ● | | | | | | | | | | | | | | | | | | | | | | | 581350 |
| 1⅝" (41.3 mm) | 140 | 155 | 70 | | | | | | | | | | | | | | | | | | | | | | | | | | | | | | | 581510 |

R mm Bending radius mm at the neutral axis of the bend (DVGW GW 392)
X mm Correction dimension for a 90° or 45° bend
s mm Wall thickness
¹⁾ hard, semi-hard copper pipes, also thin-walled, EN 1057
²⁾ hard copper pipes EN 1057
³⁾ According to DVGW work sheet GW 392 for hard and semi-hard copper pipes Ø 28 mm minimum bending radius 114 mm necessary. Wall thickness ≥ 0.9 mm.
▲ Adaptor block 10–40, support 10–40 (Art.-No. 582120) necessary.
■ Adaptor block 35–50, support 35–50 (Art.-No. 582110) necessary.
Cu: hard, half-hard, soft copper tubes, also thin-wall, EN 1057
Cu 12735: Copper pipes K65 for refrigeration and air conditioning technology in accordance with EN 12735-1, EN 12449
St 10312: stainless steel pipes of the press fitting systems EN 10312, series 2, EN 10088, EN 10217-7
St 1127: stainless steel pipes EN ISO 1127, EN 10217-7
St 10305-U: coated, soft carbon steel pipes of the press fitting systems EN 10305-3
St 10305: soft precision steel pipes EN 10305-1, EN 10305-2, EN 10305-3, carbon steel pipes EN 10305-3
St 10255: Steel pipes (threaded pipes) EN 10255
St 50086: Electrical installation pipes DIN EN 50086
U: coated
V: multi-layer composite tubes of pressfitting systems

Bending to size

If a bend is required at a certain point on the pipe, a length correction must be made to suit the pipe size. The correction dimension X specified in Fig. 1 must be considered for a 90° or 45° bend. The set dimension L must be reduced by the amount X here. If, e.g., the dimension L for pipe size 22 is 400 mm and a bend with a bending radius of 77 mm is to be made, the dimension line should be marked on the pipe at 319 mm. This line is then – as shown in Fig. 1 – to be aligned with the 0-mark on the bending former.

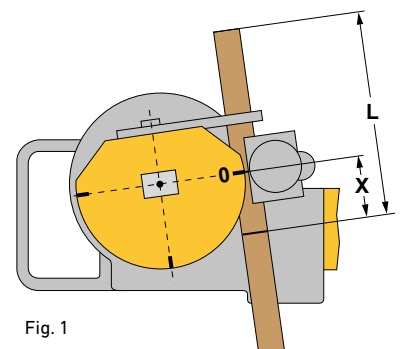
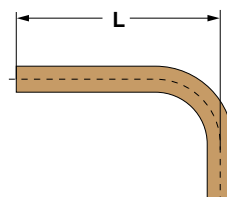


















Fig. 1



Radial Press Jointing

| | | |
|---|--|------------|
|  | Cordless radial press Mini | 143 |
|  | Pressing tongs Mini | 148 |
|  | Cropping tongs Mini | 173 |
|  | Manual radial press | 174 |
|  | Electric radial press | 175 |
|  | Electro-hydraulic radial presses | 176 |
|  | Cordless radial presses | 180 |
|  | Pressing tongs / pressing rings | 188 |
|     | Hold-Harmless and Indemnification Agreement | 224 |
|  | Cropping tongs | 225 |
|  | Cable shears | 225 |



5 million!

REMS will have produced more than 5 million pressing tongs by the end of 2021. This success confirms the leading role of REMS in press-jointing technology.

REMS Mini-Press 14 V ACC

Cordless radial press 22 kN with automatic circuit control

Universal, super handy electric tool with automatic circuit control for producing pipe pressing joints for all common pressfitting systems. For battery and corded operation.

Pipe pressing joints \varnothing 10–40 mm $7 \varnothing \frac{3}{8} - 1 \frac{1}{4}$

Complete range of REMS pressing tongs Mini/pressing rings for all common pressfitting systems, see page 148–172.

REMS Mini-Press 14 V ACC – universal up to \varnothing 40 mm. Super light, super small, super handy. With automatic circuit control. Secure crimping in seconds. Automatic locking of the pressing tongs.

Pressing tongs for all common systems

Complete assortment of REMS pressing tongs Mini/pressing rings for all common pressfitting systems (page 148–172). Can be driven by all REMS radial presses 22 kN. Highly durable pressing tongs/pressing rings made of forged, tenacious, specially hardened special steel. Pressing contours of REMS pressing tongs/pressing rings are system-specific and correspond to the respective pressfitting system. Thus perfect system-conformity, safe press jointing. Adapter tongs required for driving the REMS 45° (PR-2B) pressing rings, see page 172.

Very compact design and low weight of the REMS Mini pressing tongs due to special arrangement of the pressing tongs connection (**Patent EP 1 952 948**). Recesses in the pressing jaws for safe guidance of the connecting plate for offset-free pressing (**Patent EP 2 347 862**).

Design

Super light, super small, super handy. Drive unit with battery only 2.4 kg. Drive unit with pressing tongs V22 only 33 cm long. Works anywhere, free-hand, overhead, also in particularly tight areas. Optimum weight distribution for single-hand operation. Ergonomically designed housing. LED work light for illuminating the work place. Swivelling pressing tongs seat. Secure seating of pressing tongs/adapter tongs by automatic locking. Electronic charging status check with flat battery protection and charging status indicator with 2-coloured LED.

Pressing operation by touch-control with ACC

For reliable service, operating and functional safety. Automatic retraction after completion of pressing operation (automatic circuit control).

Drive

Enormous thrust and pressing force for fast and perfect press jointing. Thrust force 22 kN. Powerful electro-hydraulic drive with powerful battery motor 14.4 V, 380 W output, robust planetary gear, eccentric reciprocating pump and compact high power hydraulic system. Safety tip switch.

Battery or mains operation

Li-Ion PLUS technology. Highly resistant Li-Ion 14.4 V battery with 1.5 or 3.0 Ah capacity for long service life. Light and powerful. Li-Ion 14.4 V, 3.0 Ah battery for approx. 330 pressings Viegga Profipress DN 15 with one battery charge. Operating temperature range -10 to $+60$ °C. No memory effect for maximum battery power. Rapid charger 220–240 V, 10.8–18 V, 65 W, for short charging times. Voltage supply 220–240 V/14.4 V, 33 A output, for mains operation instead of Li-Ion battery 14.4 V, as accessory.

Supply format

REMS Mini-Press 14 V ACC Basic-Pack. Cordless radial press 22 kN with automatic circuit control for producing pipe pressing joints \varnothing 10–40 mm, $\varnothing \frac{3}{8} - 1 \frac{1}{4}$ ". For operating with REMS pressing tongs Mini/pressing rings. Swivelling pressing tongs seat with automatic locking. Electro-hydraulic drive with powerful battery motor 14.4 V, 380 W, robust planetary gear, eccentric reciprocating pump and compact high power hydraulic system. Safety tip switch. LED work light. Battery Li-Ion 14.4 V, 1.5 Ah, rapid charger 220–240 V, 50–60 Hz, 10.8–18 V, 65 W.

| Version | Art.-No. |
|------------------------|----------|
| In sturdy steel case. | 578012 |
| In L-Boxx system case. | 578013 |

Other voltages on request.

Accessories

| Description | Art.-No. |
|---|----------|
| REMS pressing tongs Mini/pressing rings see page 148–172. | |
| REMS cropping tongs Mini for threaded rods see page 173. | |
| REMS Mini-Press 14 V ACC drive unit, without battery | 578001 |
| Battery Li-Ion 14.4 V, 1.5 Ah | 571545 |
| Battery Li-Ion 14.4 V, 3.0 Ah | 571555 |
| Rapid charger 220–240 V, 50–60 Hz, 10.8–18 V, 65 W | 571560 |
| Voltage supply 220–240 V/14.4 V, 50–60 Hz, 33 A, for mains operation instead of battery Li-Ion 14.4 V. | 571565 |
| Steel case with inlay | 578290 |
| L-Boxx system case with inserts | 578299 |



German Quality Product



Tested by electrosuisse >>>



REMS Mini-Press 22 V ACC

Cordless radial press 22 kN with automatic circuit control

Universal, super handy electric tool with automatic circuit control for producing pipe pressing joints for all common pressfitting systems. Li-Ion 22V Technology. For battery and corded operation.

Pipe pressing joints $\varnothing 10 - 40 \text{ mm} / \varnothing \frac{3}{8} - 1 \frac{1}{4}''$

Complete range of REMS pressing tongs Mini/pressing rings for all common pressfitting systems, see page 148–172.

REMS Mini-Press 22 V ACC – universal up to $\varnothing 40 \text{ mm}$. Super light, super small, super handy, ultra fast. Pressing under 4 s. Automatic pressing process. With automatic circuit control. Li-Ion 21.6 V, 1.5 Ah battery for approx. 250 pressings Viega Profipress DN 15 with one battery charge.

Pressing tongs for all common systems

Complete assortment of REMS pressing tongs Mini/pressing rings for all common pressfitting systems (page 148–172). Can be driven by all REMS radial presses 22 kN. Highly durable pressing tongs/pressing rings made of forged, tenacious, specially hardened special steel. Pressing contours of REMS pressing tongs/pressing rings are system-specific and correspond to the respective pressfitting system. Thus perfect system-conformity, safe press jointing. Adapter tongs required for driving the REMS 45° (PR-2B) pressing rings, see page 172.

Very compact design and low weight of the REMS Mini pressing tongs due to special arrangement of the pressing tongs connection (**Patent EP 1 952 948**). Recesses in the pressing jaws for safe guidance of the connecting plate for offset-free pressing (**Patent EP 2 347 862**).

Design

Super light, super small, super handy. Drive unit with battery only 2.5 kg. Drive unit with pressing tongs V15 only 31 cm long. Works anywhere, free-hand, overhead, also in particularly tight areas. Optimum weight distribution for single-hand operation. Drive unit with inserted pressing tongs can be put down on the battery ready to pick up. Ergonomically designed housing with soft grip. LED work light for illuminating the work place. Swivelling pressing tongs seat, rotation angle $> 360^\circ$. Secure seating of pressing tongs/adapter tongs by automatic locking.

Pressing operation with ACC

For reliable service, operating and functional safety. Automatic retraction after completion of pressing operation (automatic circuit control). Ultra fast Pressing under 4 s.

Drive

Enormous thrust and pressing force for fast and perfect press jointing. Thrust force 22 kN. Powerful electro-hydraulic drive with powerful battery motor 21.6 V, 380 W output, robust planetary gear, eccentric reciprocating pump and compact high power hydraulic system. Safety tip switch.

Battery or mains operation

Li-Ion 22V Technology. Highly resistant Li-Ion 21.6V battery with 1.5, 2.5, 5.0 or 9.0Ah capacity, for long service life. Light and powerful. Li-Ion 21.6V, 1.5 Ah batteries for approx. 250 pressings, 2.5 Ah for approx. 390 pressings, 5.0 Ah for approx. 780 pressings, 9.0 Ah for approx. 1400 pressings Viega Profipress DN 15 with one battery charge. Graduated charging status check by coloured LEDs. Operating temperature range -10 to $+60^\circ\text{C}$. No memory effect for maximum battery power. Rapid charger 100–240V, 90W. Rapid charger 100–240V, 290W, for shorter charging times, as accessory. Voltage supply 220–240V/21.6V, 15A output, for mains operation instead of Li-Ion battery 21.6V, as accessory.



German Quality Product



Tested by electrosuisse >>>





Supply format

REMS Mini-Press 22 V ACC Basic-Pack. Cordless radial press 22 kN with automatic circuit control for producing pipe pressing joints \varnothing 10–40 mm, \varnothing $\frac{3}{8}$ –1 $\frac{1}{4}$ ". For operating with REMS pressing tongs Mini/pressing rings. Swivelling pressing tongs seat with automatic locking. Electro-hydraulic drive with powerful battery motor 21.6 V, 380 W, robust planetary gear, eccentric reciprocating pump and compact high power hydraulic system. Safety tip switch. LED work light. Battery Li-Ion 21.6 V, 1.5 Ah, rapid charger 220–240 V or 110 V, 50–60 Hz, 70 W.

| Version | Art.-No. |
|----------------------------|----------|
| In sturdy steel case. | 578010 |
| In L-Boxx system case. | 578014 |
| Other voltages on request. | |

Accessories

| Description | Art.-No. |
|--|----------|
| REMS pressing tongs Mini/pressing rings see page 148–172. | |
| REMS cropping tongs Mini for threaded rods see page 173. | |
| REMS Mini-Press 22 V ACC drive unit, without battery | 578002 |
| Battery Li-Ion 21.6 V, 1.5 Ah | 571570 |
| Battery Li-Ion 21.6 V, 2.5 Ah | 571571 |
| Battery Li-Ion 21.6 V, 5.0 Ah | 571581 |
| Battery Li-Ion 21.6 V, 9.0 Ah | 571583 |
| Rapid charger 100–240 V, 50–60 Hz, 90 W | 571585 |
| Rapid charger 100–240 V, 50–60 Hz, 290 W | 571587 |
| Voltage supply 220–240 V/21.6 V, 50–60 Hz, 15 A, for mains operation instead of battery Li-Ion 21.6 V. | 571567 |
| Steel case with inlay | 578290 |
| L-Boxx system case with inserts | 578299 |
| REMS Lumen 2800 22 V, cordless LED flood lamp, see page 107 | |



REMS Mini-Press S 22 V ACC

Cordless radial press 22 kN with automatic circuit control

Universal, super handy electric tool with automatic circuit control for producing pipe pressing joints for all common pressfitting systems. Li-Ion 22V Technology. For battery and corded operation.

Pipe pressing joints $\varnothing 10 - 40 \text{ mm} / \varnothing \frac{3}{8} - 1 \frac{1}{4}''$

Complete range of REMS pressing tongs Mini/pressing rings for all common pressfitting systems, see page 148–172.

REMS Mini-Press S 22 V ACC – universal up to $\varnothing 40 \text{ mm}$. Super light, super small, super handy, ultra fast. Pressing under 4 s. Automatic pressing process. With automatic circuit control. Li-Ion 21.6V, 1.5 Ah battery for approx. 250 pressings Viega Profipress DN 15 with one battery charge.

Pressing tongs for all common systems

Complete assortment of REMS pressing tongs Mini/pressing rings for all common pressfitting systems (page 148–172). Can be driven by all REMS radial presses 22 kN. Highly durable pressing tongs/pressing rings made of forged, tenacious, specially hardened special steel. Pressing contours of REMS pressing tongs/pressing rings are system-specific and correspond to the respective pressfitting system. Thus perfect system-conformity, safe press jointing. Adapter tongs required for driving the REMS 45° (PR-2B) pressing rings, see page 172.

Very compact design and low weight of the REMS Mini pressing tongs due to special arrangement of the pressing tongs connection (**Patent EP 1 952 948**). Recesses in the pressing jaws for safe guidance of the connecting plate for offset-free pressing (**Patent EP 2 347 862**).

Design

Super light, super small, super handy. Drive unit with battery only 2.6 kg. Works anywhere, free-hand, overhead, also in particularly tight areas. Optimum weight distribution for single-hand operation. Drive unit with inserted pressing tongs can be put down on the battery ready to pick up. Ergonomically designed housing with soft grip. LED work light for illuminating the work place. Swivelling pressing tongs seat, rotation angle $> 360^\circ$. Secure seating of pressing tongs/adapter tongs by automatic locking.

Pressing operation with ACC

For reliable service, operating and functional safety. Automatic retraction after completion of pressing operation (automatic circuit control). Ultra fast Pressing under 4 s.

Drive

Enormous thrust and pressing force for fast and perfect press jointing. Thrust force 22 kN. Powerful electro-hydraulic drive with powerful battery motor 21.6 V, 380 W output, robust planetary gear, eccentric reciprocating pump and compact high power hydraulic system. Safety tip switch.

Battery or mains operation

Li-Ion 22V Technology. Highly resistant Li-Ion 21.6V battery with 1.5, 2.5, 5.0 or 9.0Ah capacity, for long service life. Light and powerful. Li-Ion 21.6V, 1.5 Ah batteries for approx. 250 pressings, 2.5 Ah for approx. 390 pressings, 5.0 Ah for approx. 780 pressings, 9.0 Ah for approx. 1400 pressings Viega Profipress DN 15 with one battery charge. Graduated charging status check by coloured LEDs. Operating temperature range -10 to $+60^\circ\text{C}$. No memory effect for maximum battery power. Rapid charger 100–240V, 90W. Rapid charger 100–240V, 290W, for shorter charging times, as accessory. Voltage supply 220–240V/21.6V, 15A output, for mains operation instead of Li-Ion battery 21.6V, as accessory.



German Quality Product



Tested by electrosuisse >>



Info



Supply format

REMS Mini-Press S 22V ACC Basic-Pack. Cordless radial press 22 kN with automatic circuit control for producing pipe pressing joints \varnothing 10–40 mm, \varnothing $\frac{3}{8}$ –1 $\frac{1}{4}$ ". For operating with REMS pressing tongs Mini/pressing rings. Swivelling pressing tongs seat with automatic locking. Electro-hydraulic drive with powerful battery motor 21.6 V, 380 W, robust planetary gear, eccentric reciprocating pump and compact high power hydraulic system. Safety tip switch. LED work light. Battery Li-Ion 21.6 V, 1.5 Ah, rapid charger 220–240 V or 110 V, 50–60 Hz, 70 W.

| Version | Art.-No. |
|------------------------|----------|
| In sturdy steel case. | 578015 |
| In L-Boxx system case. | 578016 |

Other voltages on request.

Accessories

| Description | Art.-No. |
|--|----------|
| REMS pressing tongs Mini/pressing rings see page 148 – 172. | |
| REMS cropping tongs Mini for threaded rods see page 173. | |
| REMS Mini-Press S 22V ACC drive unit, without battery | 578003 |
| Battery Li-Ion 21.6 V, 1.5 Ah | 571570 |
| Battery Li-Ion 21.6 V, 2.5 Ah | 571571 |
| Battery Li-Ion 21.6 V, 5.0 Ah | 571581 |
| Battery Li-Ion 21.6 V, 9.0 Ah | 571583 |
| Rapid charger 100–240 V, 50–60 Hz, 90 W | 571585 |
| Rapid charger 100–240 V, 50–60 Hz, 290 W | 571587 |
| Voltage supply 220–240 V/21.6 V, 50–60 Hz, 15 A, for mains operation instead of battery Li-Ion 21.6 V. | 571567 |
| Steel case with inlay | 578290 |
| L-Boxx system case with inserts | 578299 |
| REMS Lumen 2800 22V, cordless LED flood lamp, see page 107 | |



for all common pressfitting systems

**Select REMS pressing tongs Mini/
REMS pressing rings yourself!**

Find the desired press fitting system in the table below and choose the size of pressing tongs/pressing rings that you require. Please note that pressfitting systems for gas installation may only be pressed with the REMS pressing tongs Mini/pressing rings which are highlighted in yellow in the table.

Highly durable pressing tongs/pressing rings made of tenacious, specially hardened special steel. Pressing contours of REMS pressing tongs/pressing rings are system-specific and correspond with the respective pressfitting system. Thus perfect system-conformity, safe press jointing. Pressing jaws of pressing tongs/pressing rings manufactured on CNC production centres ensure high-precision machining of pressing contour. Low production tolerances as a result.

Can be driven by all REMS radial presses 22 kN. Adapter tongs (page 172) required for driving REMS (PR) pressing rings. Read and observe the instructions for use and assembly instructions of the system provider/manufacturer.

REMS pressing tongs Mini (PZ-2B)

REMS Mini pressing tongs (PZ-2B) with 2 swivellable monoblock pressing jaws. Very compact design and low weight of the REMS Mini pressing tongs due to special arrangement of the pressing tongs connection (**Patent EP 1 952 948**). Recesses in the pressing jaws for safe guidance of the connecting plate for offset-free pressing (**Patent EP 2 347 862**).

REMS Mini ACz, Fz, HEz, RFz, RFlz pressing tongs with teeth prevent formation of burr on the pressfitting (**Patent EP 2 027 971**).


REMS pressing ring 45° (PR-2B)

REMS pressing ring 45° (PR-2B), with 2 pressing jaws, for secure engagement of the pressing jaws in places of difficult access by 45° inclination (**Patent EP 2 774 725**). Adapter tongs required for driving the REMS 45° (PR-2B) pressing rings, see page 172.

Traceability according to EN 1775:2007

REMS pressing tongs Mini with pressing contour F, M, V, SA, B, RN and UP have worked a specific marking into the pressing contour which leaves a lasting impression on the pressed fitting after the pressing process. This enables the user to check again whether the most suitable pressing tongs have been used to make the pressfit connection even after the pressing process.

With this traceability REMS fulfils the recommendations of the European standard EN 1775:2007 for the installation of pressfitting systems for gas.



Patent EP 1 952 948
Patent EP 2 347 862

German Quality Product



REMS Mini pressing tongs (PZ-2B)



REMS pressing ring 45° (PR-2B)
Patent EP 2 774 725


Confirmation of suitability

See page 223.


Hold-Harmless and Indemnification Agreement

See page 224.





Pressing tongs with teeth prevent formation of burr on the pressfitting. Patent EP 2 027 971



Example REMS pressing tongs Mini V: "V" imprint on pressed fitting for traceability according to EN 1775:2007

REMS pressing tongs Mini

REMS pressing rings

Accessories for REMS radial presses 22 kN

| System | Pressing tongs / pressing rings | Driven by adapter tongs | Art.-No. | |
|---|---|-------------------------|----------|--------|
| A | | | | |
| AC-FIX PRESS (Global Piping Systems) | H 12 | | 578396 | |
| | H 16 | | 578400 | |
| | H 20 | | 578406 | |
| | H 25 | | 578408 | |
| | H 32 | | 578412 | |
| | RfZ 12 | | 578490 | |
| | RfZ 16 | | 578492 | |
| | RfZ 20 | | 578494 | |
| | RfZ 25 | | 578496 | |
| | RfZ 32 | | 578498 | |
| | U 16 | | 578374 | |
| | U 20 | | 578378 | |
| | U 25 | | 578380 | |
| | U 32 | | 578382 | |
| | VX 16 | | 578552 | |
| | VX 20 | | 578554 | |
| | AC-FIX PRESS DUO (Global Piping Systems) | RfZ 16 | | 578492 |
| | | RfZ 20 | | 578494 |
| | | RfZ 25 | | 578496 |
| | | RfZ 32 | | 578498 |
| TH 16 | | | 578352 | |
| TH 20 | | | 578358 | |
| TH 25 | | | 578360 | |
| TH 26 | | | 578362 | |
| TH 32 | | | 578364 | |
| TH 16 45° (PR-2B) | | Mini Z1 | 574558 | |
| TH 20 45° (PR-2B) | | Mini Z1 | 574560 | |
| TH 26 45° (PR-2B) | | Mini Z1 | 574562 | |
| TH 32 45° (PR-2B) | | Mini Z1 | 574564 | |
| U 16 | | | 578374 | |
| U 20 | | | 578378 | |
| AC-FIX PRESS-MULTI (Global Piping Systems) | H 16 | | 578400 | |
| | H 18 | | 578404 | |
| | H 20 | | 578406 | |
| | H 25 | | 578408 | |
| | H 32 | | 578412 | |
| | RfZ 16 | | 578492 | |
| | RfZ 20 | | 578494 | |
| | RfZ 25 | | 578496 | |
| | RfZ 32 | | 578498 | |
| | U 16 | | 578374 | |
| | U 18 | | 578376 | |
| | U 20 | | 578378 | |
| | U 25 | | 578380 | |
| | U 32 | | 578382 | |
| | ACOME ACOPLEX ALU | H 16 | | 578400 |
| H 20 | | | 578406 | |
| H 26 | | | 578410 | |
| H 32 | | | 578412 | |
| TH 16 | | | 578352 | |
| TH 20 | | | 578358 | |
| TH 26 | | | 578362 | |
| TH 32 | | | 578364 | |
| U 16 | | | 578374 | |
| U 20 | | | 578378 | |
| ACOME MT | AcZ 12 | | 578608 | |
| | AcZ 16 | | 578610 | |
| | AcZ 20 | | 578612 | |
| | AcZ 25 | | 578614 | |
| | AHLSELL A-press elförzinkad M | M 12 | | 578310 |
| | | M 15 | | 578312 |
| | | M 18 | | 578314 |
| | | M 22 | | 578316 |
| M 28 | | | 578318 | |
| M 35 | | | 578390 | |
| M 12 45° (PR-2B) | | Mini Z1 | 574520 | |
| M 15 45° (PR-2B) | | Mini Z1 | 574522 | |
| M 18 45° (PR-2B) | | Mini Z1 | 574524 | |
| M 22 45° (PR-2B) | | Mini Z1 | 574526 | |
| AHLSELL A-press elförzinkad V | M 28 45° (PR-2B) | Mini Z1 | 574528 | |
| | M 35 45° (PR-2B) | Mini Z1 | 574530 | |
| | V 12 | | 578324 | |
| | V 15 | | 578328 | |
| | V 18 | | 578332 | |
| | V 22 | | 578334 | |
| | V 28 | | 578336 | |
| | V 35 | | 578604 | |
| | V 12 45° (PR-2B) | Mini Z1 | 574502 | |
| | V 15 45° (PR-2B) | Mini Z1 | 574504 | |
| AHLSELL A-press koppar M | V 18 45° (PR-2B) | Mini Z1 | 574506 | |
| | V 22 45° (PR-2B) | Mini Z1 | 574508 | |
| | V 28 45° (PR-2B) | Mini Z1 | 574510 | |
| | V 35 45° (PR-2B) | Mini Z1 | 574512 | |
| | M 12 | | 578310 | |
| | M 15 | | 578312 | |
| | M 18 | | 578314 | |
| | M 22 | | 578316 | |
| | M 28 | | 578318 | |
| | M 35 | | 578390 | |
| AHLSELL A-press koppar V | M 12 45° (PR-2B) | Mini Z1 | 574520 | |
| | M 15 45° (PR-2B) | Mini Z1 | 574522 | |
| | M 18 45° (PR-2B) | Mini Z1 | 574524 | |
| | M 22 45° (PR-2B) | Mini Z1 | 574526 | |
| | M 28 45° (PR-2B) | Mini Z1 | 574528 | |
| | M 35 45° (PR-2B) | Mini Z1 | 574530 | |
| | V 12 | | 578324 | |
| | V 15 | | 578328 | |
| | V 18 | | 578332 | |
| | V 22 | | 578334 | |

| System | Pressing tongs / pressing rings | Driven by adapter tongs | Art.-No. |
|---|---------------------------------|-------------------------|----------|
| AHLSELL A-press rostfritt | M 15 | | 578312 |
| | M 18 | | 578314 |
| | M 22 | | 578316 |
| | M 28 | | 578318 |
| | M 35 | | 578390 |
| | M 15 45° (PR-2B) | Mini Z1 | 574522 |
| | M 18 45° (PR-2B) | Mini Z1 | 574524 |
| | M 22 45° (PR-2B) | Mini Z1 | 574526 |
| | M 28 45° (PR-2B) | Mini Z1 | 574528 |
| | M 35 45° (PR-2B) | Mini Z1 | 574530 |
| AIRBEL PRESSCLIM | M 15 | | 578312 |
| | M 18 | | 578314 |
| | M 22 | | 578316 |
| | M 28 | | 578318 |
| | M 35 | | 578390 |
| | M 15 45° (PR-2B) | Mini Z1 | 574522 |
| | M 18 45° (PR-2B) | Mini Z1 | 574524 |
| | M 22 45° (PR-2B) | Mini Z1 | 574526 |
| | M 28 45° (PR-2B) | Mini Z1 | 574528 |
| | M 35 45° (PR-2B) | Mini Z1 | 574530 |
| AIRBEL SERTINOX | M 15 | | 578312 |
| | M 18 | | 578314 |
| | M 22 | | 578316 |
| | M 28 | | 578318 |
| | M 35 | | 578390 |
| | M 15 45° (PR-2B) | Mini Z1 | 574522 |
| | M 18 45° (PR-2B) | Mini Z1 | 574524 |
| | M 22 45° (PR-2B) | Mini Z1 | 574526 |
| | M 28 45° (PR-2B) | Mini Z1 | 574528 |
| | M 35 45° (PR-2B) | Mini Z1 | 574530 |
| ALB Sistema Multicapa | TH 16 | | 578352 |
| | TH 18 | | 578356 |
| | TH 20 | | 578358 |
| | TH 26 | | 578362 |
| | TH 32 | | 578364 |
| | TH 40 | | 578624 |
| | TH 16 45° (PR-2B) | Mini Z1 | 574558 |
| | TH 20 45° (PR-2B) | Mini Z1 | 574560 |
| | TH 26 45° (PR-2B) | Mini Z1 | 574562 |
| | TH 32 45° (PR-2B) | Mini Z1 | 574564 |
| | H 16 | | 578400 |
| | H 18 | | 578404 |
| | H 20 | | 578406 |
| | H 26 | | 578410 |
| | H 32 | | 578412 |
| ALB Sistema Multicapa Gas ⁴⁾ | U 16 | | 578374 |
| | U 18 | | 578376 |
| | U 20 | | 578378 |
| | C 26 | | 578392 |
| | U 32 | | 578382 |
| | U 40 | | 578386 |
| | TH 16 | | 578352 |
| | TH 20 | | 578358 |
| | TH 26 | | 578362 |
| | TH 32 | | 578364 |
| ALTECH Altech | TH 16 45° (PR-2B) | Mini Z1 | 574558 |
| | TH 20 45° (PR-2B) | Mini Z1 | 574560 |
| | TH 26 45° (PR-2B) | Mini Z1 | 574562 |
| | TH 32 45° (PR-2B) | Mini Z1 | 574564 |
| | H 16 | | 578400 |
| | H 20 | | 578406 |
| | H 26 | | 578410 |
| | H 32 | | 578412 |
| | U 16 | | 578374 |
| | U 20 | | 578378 |
| | C 26 | | 578392 |
| | U 32 | | 578382 |
| | RfZ 12 | | 578490 |
| | RfZ 16 | | 578492 |
| | RfZ 20 | | 578494 |
| RfZ 25 | | 578496 | |
| APE MULTYGAS Serie AP Gas ⁴⁾ | TH 16 | | 578352 |
| | TH 20 | | 578358 |
| | TH 26 | | 578362 |
| | TH 32 | | 578364 |
| | APE Serie AP | B 16 | |
| B 20 | | | 578472 |
| B 26 | | | 578476 |
| B 32 | | | 578476 |
| H 16 | | | 578400 |
| H 20 | | | 578406 |
| H 26 | | | 578410 |
| H 32 | | | 578412 |
| TH 16 | | | 578352 |
| TH 18 | | | 578356 |
| APE Serie APL | TH 20 | | 578358 |
| | TH 26 | | 578362 |
| | TH 32 | | 578364 |
| | U 16 | | 578374 |
| | U 20 | | 578378 |
| | U 40 | | 578386 |
| | H 16 | | 578400 |
| | H 18 | | 578404 |
| | H 20 | | 578406 |
| | H 26 | | 578410 |
| AQUATECHNIK Press-fitting metal | H 32 | | 578412 |
| | TH 16 | | 578352 |
| | TH 18 | | 578356 |
| | TH 20 | | 578358 |
| | TH 26 | | 578362 |
| | TH 32 | | 578364 |
| | TH 16 45° (PR-2B) | Mini Z1 | 574558 |
| | TH 20 45° (PR-2B) | Mini Z1 | 574560 |
| | TH 26 45° (PR-2B) | Mini Z1 | 574562 |
| | TH 32 45° (PR-2B) | Mini Z1 | 574564 |
| U 16 | | 578374 | |
| U 20 | | 578378 | |
| C 26 | | 578392 | |
| U 32 | | 578382 | |

REMS pressing tongs Mini REMS pressing rings

Accessories for REMS radial presses 22 kN

| System | Pressing tongs/ pressing rings | Driven by adapter tongs | Art.-No. | |
|--|-----------------------------------|----------------------------|----------|--------|
| AQUATECHNIK Universal | B 16 | | 578468 | |
| | B 20 | | 578472 | |
| | B 26 | | 578474 | |
| | B 32 | | 578476 | |
| | F 16 | | 578456 | |
| | F 20 | | 578460 | |
| | F 26 | | 578462 | |
| | F 32 | | 578464 | |
| | F 16 45° (PR-2B) | Mini Z1 | 574550 | |
| | F 20 45° (PR-2B) | Mini Z1 | 574552 | |
| | F 26 45° (PR-2B) | Mini Z1 | 574554 | |
| | F 32 45° (PR-2B) | Mini Z1 | 574556 | |
| | H 16 | | 578400 | |
| | H 20 | | 578406 | |
| | H 26 | | 578410 | |
| | H 32 | | 578412 | |
| | TH 16 | | 578352 | |
| | TH 20 | | 578358 | |
| | TH 26 | | 578362 | |
| | TH 32 | | 578364 | |
| | TH 16 45° (PR-2B) | Mini Z1 | 574558 | |
| | TH 20 45° (PR-2B) | Mini Z1 | 574560 | |
| | TH 26 45° (PR-2B) | Mini Z1 | 574562 | |
| | TH 32 45° (PR-2B) | Mini Z1 | 574564 | |
| | U 16 | | 578374 | |
| | U 20 | | 578378 | |
| | C 26 | | 578392 | |
| | U 32 | | 578382 | |
| | ARKA DUROsystem | H 16 | | 578400 |
| | | H 20 | | 578406 |
| | | H 25 | | 578408 |
| | | H 26 | | 578410 |
| | | H 32 | | 578412 |
| TH 16 | | | 578352 | |
| TH 20 | | | 578358 | |
| TH 25 | | | 578360 | |
| TH 26 | | | 578362 | |
| TH 32 | | | 578364 | |
| TH 16 45° (PR-2B) | | Mini Z1 | 574558 | |
| TH 20 45° (PR-2B) | | Mini Z1 | 574560 | |
| TH 26 45° (PR-2B) | | Mini Z1 | 574562 | |
| TH 32 45° (PR-2B) | | Mini Z1 | 574564 | |
| U 16 | | | 578374 | |
| U 20 | | 578378 | | |
| Aschl NIR | M 15 | | 578312 | |
| | M 18 | | 578314 | |
| | M 22 | | 578316 | |
| | M 28 | | 578318 | |
| | M 35 | | 578390 | |
| | M 15 45° (PR-2B) | Mini Z1 | 574522 | |
| | M 18 45° (PR-2B) | Mini Z1 | 574524 | |
| | M 22 45° (PR-2B) | Mini Z1 | 574526 | |
| | M 28 45° (PR-2B) | Mini Z1 | 574528 | |
| | M 35 45° (PR-2B) | Mini Z1 | 574530 | |
| ASSOTHERM IPC-RAC Carbon Steel | M 15 | | 578312 | |
| | M 18 | | 578314 | |
| | M 22 | | 578316 | |
| | M 28 | | 578318 | |
| | M 35 | | 578390 | |
| | M 15 45° (PR-2B) | Mini Z1 | 574522 | |
| | M 18 45° (PR-2B) | Mini Z1 | 574524 | |
| | M 22 45° (PR-2B) | Mini Z1 | 574526 | |
| ASSOTHERM IPI-RAX Inox | M 15 | | 578312 | |
| | M 18 | | 578314 | |
| | M 22 | | 578316 | |
| | M 28 | | 578318 | |
| | M 35 | | 578390 | |
| | M 15 45° (PR-2B) | Mini Z1 | 574522 | |
| | M 18 45° (PR-2B) | Mini Z1 | 574524 | |
| | M 22 45° (PR-2B) | Mini Z1 | 574526 | |
| ASSOTHERM IPI-RAX Inox Gas ⁴⁾ | M 15 | | 578312 | |
| | M 18 | | 578314 | |
| | M 22 | | 578316 | |
| | M 28 | | 578318 | |
| | M 35 | | 578390 | |
| | M 15 45° (PR-2B) | Mini Z1 | 574522 | |
| | M 18 45° (PR-2B) | Mini Z1 | 574524 | |
| | M 22 45° (PR-2B) | Mini Z1 | 574526 | |
| ASSOTHERM IPM-Multistrato | H 16 | | 578400 | |
| | H 20 | | 578406 | |
| | H 26 | | 578410 | |
| | H 32 | | 578412 | |
| | TH 16 | | 578352 | |
| | TH 20 | | 578358 | |
| | TH 26 | | 578362 | |
| | TH 32 | | 578364 | |
| | THL 32 | | 578368 | |
| | TH 40 | | 578624 | |
| | TH 16 45° (PR-2B) | Mini Z1 | 574558 | |
| | TH 20 45° (PR-2B) | Mini Z1 | 574560 | |
| | TH 26 45° (PR-2B) | Mini Z1 | 574562 | |
| | TH 32 45° (PR-2B) | Mini Z1 | 574564 | |
| | U 16 | | 578374 | |
| U 20 | | 578378 | | |
| C 26 | | 578392 | | |
| U 32 | | 578382 | | |

| System | Pressing tongs/ pressing rings | Driven by adapter tongs | Art.-No. |
|---|---|----------------------------|----------|
| ASSOTHERM IPR-RRR Copper | M 15 | | 578312 |
| | M 18 | | 578314 |
| | M 22 | | 578316 |
| | M 28 | | 578318 |
| | M 35 | | 578390 |
| | M 15 45° (PR-2B) | Mini Z1 | 574522 |
| | M 18 45° (PR-2B) | Mini Z1 | 574524 |
| | M 22 45° (PR-2B) | Mini Z1 | 574526 |
| | M 28 45° (PR-2B) | Mini Z1 | 574528 |
| | M 35 45° (PR-2B) | Mini Z1 | 574530 |
| | ASSOTHERM IPR-RRR Copper Gas ⁴⁾ | M 15 | |
| M 18 | | | 578314 |
| M 22 | | | 578316 |
| M 28 | | | 578318 |
| M 35 | | | 578390 |
| M 15 45° (PR-2B) | | Mini Z1 | 574522 |
| ASTM F 1807 (Fittings with Copper Crimp Ring for PEX tubing) | US 3/8" | | 578534 |
| | US 1/2" | | 578536 |
| | US 3/4" | | 578538 |
| | US 1" | | 578540 |
| | | | |
| ATUSA ITALIA SYCPRESS CARBON STEEL PRESS FITTINGS | M 15 | | 578312 |
| | M 18 | | 578314 |
| | M 22 | | 578316 |
| | M 28 | | 578318 |
| | M 35 | | 578390 |
| | M 15 45° (PR-2B) | Mini Z1 | 574522 |
| | M 18 45° (PR-2B) | Mini Z1 | 574524 |
| | M 22 45° (PR-2B) | Mini Z1 | 574526 |
| | M 28 45° (PR-2B) | Mini Z1 | 574528 |
| | M 35 45° (PR-2B) | Mini Z1 | 574530 |
| | ATUSA ITALIA SYCPRESS STAINLESS STEEL PRESS FITTINGS | M 15 | |
| M 18 | | | 578314 |
| M 22 | | | 578316 |
| M 28 | | | 578318 |
| M 35 | | | 578390 |
| M 15 45° (PR-2B) | | Mini Z1 | 574522 |
| M 18 45° (PR-2B) | | Mini Z1 | 574524 |
| M 22 45° (PR-2B) | | Mini Z1 | 574526 |
| M 28 45° (PR-2B) | | Mini Z1 | 574528 |
| M 35 45° (PR-2B) | | Mini Z1 | 574530 |
| AUSTEC PEX-B, PEX-AL-PEX (AUS) | | TH 16 | |
| | TH 20 | | 578358 |
| | TH 25 | | 578360 |
| | TH 32 | | 578364 |
| | U 16 | | 578374 |
| | U 20 | | 578378 |
| | U 25 | | 578380 |
| AUSTEC PEX-AL-PEX GAS (AUS) ⁴⁾ | TH 16 | | 578352 |
| | TH 20 | | 578358 |
| | TH 25 | | 578360 |
| | TH 32 | | 578364 |
| | U 16 | | 578374 |
| | U 20 | | 578378 |
| | U 25 | | 578380 |
| AYOR FIXCONNECT Press | H 12 | | 578396 |
| | H 16 | | 578400 |
| | H 20 | | 578406 |
| | H 25 | | 578408 |
| | RFz 12 | | 578490 |
| | RFz 16 | | 578492 |
| | RFz 20 | | 578494 |
| | RFz 25 | | 578496 |
| | U 16 | | 578374 |
| | U 20 | | 578378 |
| | U 25 | | 578380 |
| AYOR FIXMULTIX | H 16 | | 578400 |
| | H 20 | | 578406 |
| | H 26 | | 578410 |
| | H 32 | | 578412 |
| | TH 16 | | 578352 |
| | TH 20 | | 578358 |
| | TH 26 | | 578362 |
| | TH 32 | | 578364 |
| | TH 16 45° (PR-2B) | Mini Z1 | 574558 |
| | TH 20 45° (PR-2B) | Mini Z1 | 574560 |
| | TH 26 45° (PR-2B) | Mini Z1 | 574562 |
| TH 32 45° (PR-2B) | Mini Z1 | 574564 | |
| AYOR SOMATHERM FOR YOU -1 | U 16 | | 578374 |
| | U 20 | | 578378 |
| | U 32 | | 578382 |
| | U 40 | | 578386 |
| | H 16 | | 578400 |
| | H 20 | | 578406 |
| | H 26 | | 578410 |
| | H 32 | | 578412 |
| | TH 16 | | 578352 |
| | TH 20 | | 578358 |
| | TH 26 | | 578362 |
| TH 16 45° (PR-2B) | Mini Z1 | 574558 | |
| TH 20 45° (PR-2B) | Mini Z1 | 574560 | |
| TH 26 45° (PR-2B) | Mini Z1 | 574562 | |
| U 16 | | 578374 | |
| U 20 | | 578378 | |

¹⁾ Only pressing tongs from designation "108" (1st quarter of 2008), "208" (2nd quarter of 2008) etc. can be used. The designation is stamped on every pressing jaw.

²⁾ For taking suitable pressing inserts.

³⁾ Only pressing tongs from designation "117" (1st quarter of 2017), "217" (2nd quarter of 2017) etc. can be used. The designation is stamped on every pressing jaw.

⁴⁾ Pressfitting systems for gas installations must only be pressed with REMS pressing tongs Mini/pressing rings which are highlighted in yellow. Observe the national regulations.

The suitability of REMS pressing tools for pressfitting systems: Date 21.10.2021. For the updated situation regarding suitability status check our website: www.rems.de > Downloads > Product catalogues, brochures > REMS Catalogue.

See page 172 for adapter tongs. Pressing tongs for additional pressfitting systems on request.

REMS pressing tongs Mini REMS pressing rings

Accessories for REMS radial presses 22 kN

| System | Pressing tongs / pressing rings | Driven by adapter tongs | Art.-No. |
|--------------------------------------|---------------------------------|-------------------------|----------|
| AYOR | H 12 | | 578396 |
| SOMATHERM | H 16 | | 578400 |
| FOR YOU -2 | H 20 | | 578406 |
| | H 25 | | 578408 |
| | Rfz 12 | | 578490 |
| | Rfz 16 | | 578492 |
| | Rfz 20 | | 578494 |
| | Rfz 25 | | 578496 |
| | U 16 | | 578374 |
| | U 20 | | 578378 |
| | U 25 | | 578380 |
| B | | | |
| Bampi BALPEX serie LP | H 16 | | 578400 |
| | H 18 | | 578404 |
| | H 20 | | 578406 |
| | H 26 | | 578410 |
| | H 32 | | 578412 |
| | TH 16 | | 578352 |
| | TH 18 | | 578356 |
| | TH 20 | | 578358 |
| | TH 26 | | 578362 |
| | TH 32 | | 578364 |
| | U 16 | | 578374 |
| | U 20 | | 578378 |
| Bampi BALPEX serie MP | TH 16 | | 578352 |
| | TH 18 | | 578356 |
| | TH 20 | | 578358 |
| | TH 26 | | 578362 |
| | TH 32 | | 578364 |
| | TH 40 | | 578624 |
| Bampi BALPEX Gas ⁴ | TH 16 | | 578352 |
| | TH 20 | | 578358 |
| | TH 26 | | 578362 |
| BARBI EASYPRESS (Industrial Blansol) | H 12 | | 578396 |
| | H 16 | | 578400 |
| | H 20 | | 578406 |
| | H 25 | | 578408 |
| | H 32 | | 578412 |
| | Rfz 12 | | 578490 |
| | Rfz 16 | | 578492 |
| | Rfz 20 | | 578494 |
| | Rfz 25 | | 578496 |
| | Rfz 32 | | 578498 |
| | U 16 | | 578374 |
| | U 20 | | 578378 |
| | U 25 | | 578380 |
| | U 32 | | 578382 |
| BARBI MULTYPEX (Industrial Blansol) | H 14 | | 578398 |
| | H 16 | | 578400 |
| | H 18 | | 578404 |
| | H 20 | | 578406 |
| | H 25 | | 578408 |
| | H 26 | | 578410 |
| | H 32 | | 578412 |
| | Rfz 16 | | 578492 |
| | Rfz 18 | | 578638 |
| | Rfz 20 | | 578494 |
| | Rfz 25 | | 578496 |
| | Rfz 32 | | 578498 |
| | TH 16 | | 578352 |
| | TH 20 | | 578358 |
| | TH 26 | | 578362 |
| | TH 32 | | 578364 |
| | TH 16 45° (PR-2B) | Mini Z1 | 574558 |
| | TH 20 45° (PR-2B) | Mini Z1 | 574560 |
| | TH 26 45° (PR-2B) | Mini Z1 | 574562 |
| | TH 32 45° (PR-2B) | Mini Z1 | 574564 |
| | U 16 | | 578374 |
| | U 18 | | 578376 |
| | U 20 | | 578378 |
| | U 25 | | 578380 |
| | U 32 | | 578382 |
| | U 40 | | 578386 |
| BEGETUBE/IVAR | B 14 | | 578466 |
| | B 16 | | 578468 |
| | B 18 | | 578470 |
| | B 20 | | 578472 |
| | B 26 | | 578474 |
| | B 32 | | 578476 |
| Béné inox Série 41 | M 15 | | 578312 |
| | M 18 | | 578314 |
| | M 22 | | 578316 |
| | M 28 | | 578318 |
| | M 35 | | 578390 |
| | M 15 45° (PR-2B) | Mini Z1 | 574522 |
| | M 18 45° (PR-2B) | Mini Z1 | 574524 |
| | M 22 45° (PR-2B) | Mini Z1 | 574526 |
| | M 28 45° (PR-2B) | Mini Z1 | 574528 |
| | M 35 45° (PR-2B) | Mini Z1 | 574530 |
| Brass Form Master Press | H 16 | | 578400 |
| | H 18 | | 578404 |
| | H 20 | | 578406 |
| | TH 16 | | 578352 |
| | TH 18 | | 578356 |
| | TH 20 | | 578358 |
| | TH 16 45° (PR-2B) | Mini Z1 | 574558 |
| | TH 20 45° (PR-2B) | Mini Z1 | 574560 |
| | U 16 | | 578374 |
| | U 18 | | 578376 |
| | U 20 | | 578378 |
| Brass & Fittings PRESSMAN MultiPress | Rfz 16 | | 578492 |
| | Rfz 18 | | 578638 |
| | Acz 20 | | 578612 |
| | Rfz 25 | | 578496 |
| | Rfz 32 | | 578498 |
| Brass & Fittings PRESSMAN RetiPress | Rfz 16 | | 578492 |
| | Rfz 18 | | 578638 |
| | Acz 20 | | 578612 |
| | Rfz 25 | | 578496 |
| | Rfz 32 | | 578498 |

| System | Pressing tongs / pressing rings | Driven by adapter tongs | Art.-No. |
|--|---------------------------------|-------------------------|----------|
| BRASSTECH | B 16 | | 578468 |
| MULTITERMO SAN | B 20 | | 578472 |
| Brasspress | B 26 | | 578474 |
| | B 32 | | 578476 |
| | F 16 | | 578456 |
| | F 20 | | 578460 |
| | F 26 | | 578462 |
| | F 16 45° (PR-2B) | Mini Z1 | 574550 |
| | F 20 45° (PR-2B) | Mini Z1 | 574552 |
| | F 26 45° (PR-2B) | Mini Z1 | 574554 |
| | H 16 | | 578400 |
| | H 18 | | 578404 |
| | H 20 | | 578406 |
| | H 26 | | 578410 |
| | TH 16 | | 578352 |
| | TH 18 | | 578356 |
| | TH 20 | | 578358 |
| | TH 26 | | 578362 |
| | TH 32 | | 578364 |
| | TH 40 | | 578624 |
| | TH 16 45° (PR-2B) | Mini Z1 | 574558 |
| | TH 20 45° (PR-2B) | Mini Z1 | 574560 |
| | TH 26 45° (PR-2B) | Mini Z1 | 574562 |
| | TH 32 45° (PR-2B) | Mini Z1 | 574564 |
| | U 16 | | 578374 |
| | U 18 | | 578376 |
| | U 20 | | 578378 |
| | C 26 | | 578392 |
| | U 32 | | 578382 |
| C | | | |
| Cello Products -B-Press | VUS ½" (OD 15,9 mm) | | 578566 |
| | VUS ¾" (OD 22,2 mm) | | 578568 |
| | VUS 1" (OD 28,6 mm) | | 578570 |
| | VUS 1½" (OD 34,9 mm) | | 578606 |
| CGR DYN AFLU multicouche | H 16 | | 578400 |
| | H 20 | | 578406 |
| | H 26 | | 578410 |
| | H 32 | | 578412 |
| | TH 16 | | 578352 |
| | TH 20 | | 578358 |
| | TH 26 | | 578362 |
| | TH 32 | | 578364 |
| | TH 40 | | 578624 |
| | TH 16 45° (PR-2B) | Mini Z1 | 574558 |
| | TH 20 45° (PR-2B) | Mini Z1 | 574560 |
| | TH 26 45° (PR-2B) | Mini Z1 | 574562 |
| | TH 32 45° (PR-2B) | Mini Z1 | 574564 |
| | U 16 | | 578374 |
| | U 20 | | 578378 |
| | U 32 | | 578382 |
| | U 40 | | 578386 |
| CGR DYN AFLU PER | H 12 | | 578396 |
| | H 16 | | 578400 |
| | H 20 | | 578406 |
| | H 25 | | 578408 |
| | Rfz 12 | | 578490 |
| | Rfz 16 | | 578492 |
| | Rfz 20 | | 578494 |
| | Rfz 25 | | 578496 |
| CHIALI CHIALIPEX | TH 16 | | 578352 |
| | TH 20 | | 578358 |
| | TH 26 | | 578362 |
| | TH 32 | | 578364 |
| | TH 40 | | 578624 |
| Climatek Clima Therm | TH 14 | | 578348 |
| | TH 16 | | 578352 |
| | TH 18 | | 578356 |
| | TH 20 | | 578358 |
| | TH 26 | | 578362 |
| | TH 32 | | 578364 |
| Climatrix Climatrix Rhinopex | H 16 | | 578400 |
| | H 20 | | 578406 |
| | U 16 | | 578374 |
| | U 20 | | 578378 |
| | TH 14 | | 578348 |
| | TH 16 | | 578352 |
| | TH 18 | | 578356 |
| | TH 20 | | 578358 |
| | TH 26 | | 578362 |
| | TH 32 | | 578364 |
| | TH 16 45° (PR-2B) | Mini Z1 | 574558 |
| | TH 20 45° (PR-2B) | Mini Z1 | 574560 |
| | TH 26 45° (PR-2B) | Mini Z1 | 574562 |
| | TH 32 45° (PR-2B) | Mini Z1 | 574564 |
| Climatrix Variotherm System TH ClouSet | TH 11,6 | | 578344 |
| | TH 16 | | 578352 |
| | TH 16 45° (PR-2B) | Mini Z1 | 574558 |
| | TH 18 | | 578356 |
| | TH 20 | | 578358 |
| | TH 16 45° (PR-2B) | Mini Z1 | 574558 |
| | TH 20 45° (PR-2B) | Mini Z1 | 574560 |
| Comap PEX Press | Rfz 12 | | 578490 |
| | Rfz 16 | | 578492 |
| | Rfz 20 | | 578494 |
| | Rfz 25 | | 578496 |
| Comap Multiskin | TH 14 | | 578348 |
| | TH 16 | | 578352 |
| | TH 18 | | 578356 |
| | TH 20 | | 578358 |
| | TH 26 | | 578362 |
| | TH 32 | | 578364 |
| | THL 32 | | 578368 |
| | TH 40 | | 578624 |
| | TH 16 45° (PR-2B) | Mini Z1 | 574558 |
| | TH 20 45° (PR-2B) | Mini Z1 | 574560 |
| | TH 26 45° (PR-2B) | Mini Z1 | 574562 |
| | TH 32 45° (PR-2B) | Mini Z1 | 574564 |
| | U 14 | | 578372 |
| | U 16 | | 578374 |
| | U 18 | | 578376 |
| | U 20 | | 578378 |
| | U 32 | | 578382 |
| | H 14 | | 578398 |
| | H 16 | | 578400 |
| | H 18 | | 578404 |
| | H 20 | | 578406 |
| | H 26 | | 578410 |
| | H 32 | | 578412 |

REMS pressing tongs Mini REMS pressing rings

Accessories for REMS radial presses 22 kN

| System | Pressing tongs/ pressing rings | Driven by adapter tongs | Art.-No. | System | Pressing tongs/ pressing rings | Driven by adapter tongs | Art.-No. | |
|--|--|----------------------------|----------|-----------------------------|-----------------------------------|----------------------------|----------|--------|
| Comap Multiskin Gas ¹⁾ | TH 16 | | 578352 | Conex Bänninger >B- Flex | F 16 | | 578456 | |
| | TH 20 | | 578358 | | F 18 | | 578458 | |
| | TH 26 | | 578362 | | F 20 | | 578460 | |
| | TH 32 | | 578364 | | F 32 | | 578464 | |
| | THL 32 | | 578368 | | F 16 45° (PR-2B) | Mini Z1 | 574550 | |
| | TH 16 45° (PR-2B) | Mini Z1 | 574558 | | F 20 45° (PR-2B) | Mini Z1 | 574552 | |
| | TH 20 45° (PR-2B) | Mini Z1 | 574560 | | F 32 45° (PR-2B) | Mini Z1 | 574556 | |
| | TH 26 45° (PR-2B) | Mini Z1 | 574562 | | H 16 | | 578400 | |
| | TH 32 45° (PR-2B) | Mini Z1 | 574564 | | H 18 | | 578404 | |
| | U 16 | | 578374 | | H 20 | | 578406 | |
| | U 20 | | 578378 | | H 25 | | 578408 | |
| | U 32 | | 578382 | | H 32 | | 578412 | |
| | H 16 | | 578400 | | RFz 16 | | 578492 | |
| | H 20 | | 578406 | | RFz 18 | | 578638 | |
| | H 26 | | 578410 | | RFz 20 | | 578494 | |
| | H 32 | | 578412 | | RFz 25 | | 578496 | |
| | COMISA Press System | TH 14 | | | 578348 | RFz 32 | | 578498 |
| | | TH 16 | | | 578352 | TH 16 | | 578352 |
| TH 18 | | | 578356 | TH 18 | | 578356 | | |
| TH 20 | | | 578358 | TH 20 | | 578358 | | |
| TH 25 | | | 578360 | TH 25 | | 578360 | | |
| TH 26 | | | 578362 | TH 32 | | 578364 | | |
| TH 32 | | | 578364 | U 16 | | 578374 | | |
| TH 40 | | | 578624 | U 18 | | 578376 | | |
| TH 16 45° (PR-2B) | | Mini Z1 | 574558 | U 20 | | 578378 | | |
| TH 20 45° (PR-2B) | | Mini Z1 | 574560 | U 25 | | 578380 | | |
| TH 26 45° (PR-2B) | | Mini Z1 | 574562 | U 32 | | 578382 | | |
| TH 32 45° (PR-2B) | | Mini Z1 | 574564 | BMP ¼" | | 578700 | | |
| H 14 | | | 578398 | BMP ⅜" | | 578702 | | |
| H 16 | | | 578400 | BMP ½" | | 578704 | | |
| H 18 | | | 578404 | BMP ¾" | | 578706 | | |
| H 20 | | | 578406 | BMP 1" | | 578708 | | |
| H 26 | | | 578410 | BMP 1 ½" | | 578710 | | |
| H 32 | | | 578412 | | | 578712 | | |
| COMISA Press System Gas ¹⁾ | TH 16 | | 578352 | BMP 1 ½" | | 578714 | | |
| | TH 20 | | 578358 | V 12 | | 578324 | | |
| | TH 26 | | 578362 | V 14 | | 578326 | | |
| | TH 32 | | 578364 | V 15 | | 578328 | | |
| | TH 16 45° (PR-2B) | Mini Z1 | 574558 | V 16 | | 578330 | | |
| | TH 20 45° (PR-2B) | Mini Z1 | 574560 | V 18 | | 578332 | | |
| | TH 26 45° (PR-2B) | Mini Z1 | 574562 | V 22 | | 578334 | | |
| | TH 32 45° (PR-2B) | Mini Z1 | 574564 | V 28 | | 578336 | | |
| | H 14 | | 578398 | V 35 | | 578604 | | |
| | H 16 | | 578400 | V 12 45° (PR-2B) | Mini Z1 | 574502 | | |
| | H 18 | | 578404 | V 14 45° (PR-2B) | Mini Z1 | 574532 | | |
| | H 20 | | 578406 | V 15 45° (PR-2B) | Mini Z1 | 574504 | | |
| | H 26 | | 578410 | V 16 45° (PR-2B) | Mini Z1 | 574534 | | |
| | H 32 | | 578412 | V 18 45° (PR-2B) | Mini Z1 | 574506 | | |
| | B 14 | | 578466 | V 22 45° (PR-2B) | Mini Z1 | 574508 | | |
| | B 16 | | 578468 | V 28 45° (PR-2B) | Mini Z1 | 574510 | | |
| | B 18 | | 578470 | V 35 45° (PR-2B) | Mini Z1 | 574512 | | |
| | B 20 | | 578472 | | | | | |
| B 26 | | 578474 | | | | | | |
| B 32 | | 578476 | | | | | | |
| CONEL CONNECT MULTI | F 16 | | 578456 | | | | | |
| | F 20 | | 578460 | | | | | |
| | F 26 | | 578462 | | | | | |
| | F 32 | | 578464 | | | | | |
| | F 16 45° (PR-2B) | Mini Z1 | 574550 | | | | | |
| | F 20 45° (PR-2B) | Mini Z1 | 574552 | | | | | |
| | F 26 45° (PR-2B) | Mini Z1 | 574554 | | | | | |
| | F 32 45° (PR-2B) | Mini Z1 | 574556 | | | | | |
| | H 16 | | 578400 | | | | | |
| | H 20 | | 578406 | | | | | |
| | H 26 | | 578410 | | | | | |
| | H 32 | | 578412 | | | | | |
| | TH 16 | | 578352 | | | | | |
| | TH 20 | | 578358 | | | | | |
| | TH 26 | | 578362 | | | | | |
| | TH 32 | | 578364 | | | | | |
| | TH 16 45° (PR-2B) | Mini Z1 | 574558 | | | | | |
| | TH 20 45° (PR-2B) | Mini Z1 | 574560 | | | | | |
| TH 26 45° (PR-2B) | Mini Z1 | 574562 | | | | | | |
| TH 32 45° (PR-2B) | Mini Z1 | 574564 | | | | | | |
| U 16 | | 578374 | | | | | | |
| U 20 | | 578378 | | | | | | |
| U 25 | | 578380 | | | | | | |
| U 32 | | 578382 | | | | | | |
| VP 16 | | 578482 | | | | | | |
| VP 20 | | 578484 | | | | | | |
| VP 32 | | 578488 | | | | | | |
| CONEL CONNECT MV2 | F 16 | | 578456 | | | | | |
| | F 20 | | 578460 | | | | | |
| | F 26 | | 578462 | | | | | |
| | F 32 | | 578464 | | | | | |
| | F 16 45° (PR-2B) | Mini Z1 | 574550 | | | | | |
| | F 20 45° (PR-2B) | Mini Z1 | 574552 | | | | | |
| | F 26 45° (PR-2B) | Mini Z1 | 574554 | | | | | |
| | F 32 45° (PR-2B) | Mini Z1 | 574556 | | | | | |
| | TH 16 | | 578352 | | | | | |
| | TH 20 | | 578358 | | | | | |
| | TH 26 | | 578362 | | | | | |
| | TH 32 | | 578364 | | | | | |
| | TH 16 45° (PR-2B) | Mini Z1 | 574558 | | | | | |
| | TH 20 45° (PR-2B) | Mini Z1 | 574560 | | | | | |
| | TH 26 45° (PR-2B) | Mini Z1 | 574562 | | | | | |
| | TH 32 45° (PR-2B) | Mini Z1 | 574564 | | | | | |
| | (DN 26) | U 16 | | 578374 | | | | |
| | | U 20 | | 578378 | | | | |
| U 25 | | | 578380 | | | | | |
| U 32 | | | 578382 | | | | | |
| VP 16 | | | 578482 | | | | | |
| VP 20 | | | 578484 | | | | | |
| VP 32 | | | 578488 | | | | | |
| CONEX BÄNNINGER >B- Press Carbon | | V 12 | | 578324 | | | | |
| | | V 14 | | 578326 | | | | |
| | | V 15 | | 578328 | | | | |
| | | V 16 | | 578330 | | | | |
| | | V 18 | | 578332 | | | | |
| | | V 22 | | 578334 | | | | |
| | | V 28 | | 578336 | | | | |
| | | V 35 | | 578604 | | | | |
| | | V 12 45° (PR-2B) | Mini Z1 | 574502 | | | | |
| | | V 14 45° (PR-2B) | Mini Z1 | 574532 | | | | |
| | | V 15 45° (PR-2B) | Mini Z1 | 574504 | | | | |
| | V 16 45° (PR-2B) | Mini Z1 | 574534 | | | | | |
| | V 18 45° (PR-2B) | Mini Z1 | 574506 | | | | | |
| | V 22 45° (PR-2B) | Mini Z1 | 574508 | | | | | |
| | V 28 45° (PR-2B) | Mini Z1 | 574510 | | | | | |
| | V 35 45° (PR-2B) | Mini Z1 | 574512 | | | | | |
| | CONEX BÄNNINGER >B- Press Gas ¹⁾ | V 15 | | 578328 | | | | |
| | | V 18 | | 578332 | | | | |
| V 22 | | | 578334 | | | | | |
| V 28 | | | 578336 | | | | | |
| V 35 | | | 578604 | | | | | |
| V 15 45° (PR-2B) | | Mini Z1 | 574504 | | | | | |
| V 18 45° (PR-2B) | | Mini Z1 | 574506 | | | | | |
| V 22 45° (PR-2B) | | Mini Z1 | 574508 | | | | | |
| V 28 45° (PR-2B) | | Mini Z1 | 574510 | | | | | |
| V 35 45° (PR-2B) | | Mini Z1 | 574512 | | | | | |
| CONEX BÄNNINGER >B- Press Inox | | V 12 | | 578324 | | | | |
| | | V 14 | | 578326 | | | | |
| | | V 15 | | 578328 | | | | |
| | | V 16 | | 578330 | | | | |
| | | V 18 | | 578332 | | | | |
| | | V 22 | | 578334 | | | | |
| | | V 28 | | 578336 | | | | |
| | | V 35 | | 578604 | | | | |
| | V 12 45° (PR-2B) | Mini Z1 | 574502 | | | | | |
| | V 14 45° (PR-2B) | Mini Z1 | 574532 | | | | | |
| | V 15 45° (PR-2B) | Mini Z1 | 574504 | | | | | |
| | V 16 45° (PR-2B) | Mini Z1 | 574534 | | | | | |
| | V 18 45° (PR-2B) | Mini Z1 | 574506 | | | | | |
| | V 22 45° (PR-2B) | Mini Z1 | 574508 | | | | | |
| | V 28 45° (PR-2B) | Mini Z1 | 574510 | | | | | |
| | V 35 45° (PR-2B) | Mini Z1 | 574512 | | | | | |
| | CONEX BÄNNINGER >B- Press Solar | V 15 | | 578328 | | | | |
| | | V 18 | | 578332 | | | | |
| V 22 | | | 578334 | | | | | |
| V 28 | | | 578336 | | | | | |
| V 35 | | | 578604 | | | | | |
| V 15 45° (PR-2B) | | Mini Z1 | 574504 | | | | | |
| V 18 45° (PR-2B) | | Mini Z1 | 574506 | | | | | |
| V 22 45° (PR-2B) | | Mini Z1 | 574508 | | | | | |
| V 28 45° (PR-2B) | | Mini Z1 | 574510 | | | | | |
| V 35 45° (PR-2B) | | Mini Z1 | 574512 | | | | | |

¹⁾ Only pressing tongs from designation "108" (1st quarter of 2008), "208" (2nd quarter of 2008) etc. can be used. The designation is stamped on every pressing jaw.

²⁾ For taking suitable pressing inserts.

³⁾ Only pressing tongs from designation "117" (1st quarter of 2017), "217" (2nd quarter of 2017) etc. can be used. The designation is stamped on every pressing jaw.

⁴⁾ Pressfitting systems for gas installations must only be pressed with REMS pressing tongs Mini/pressing rings which are highlighted in yellow.

Observe the national regulations.

The suitability of REMS pressing tools for pressfitting systems: Date 21.10.2021. For the updated situation regarding suitability status check our website:

www.rems.de > Downloads > Product catalogues, brochures > REMS Catalogue.

See page 172 for adapter tongs. Pressing tongs for additional pressfitting systems on request.

REMS pressing tongs Mini REMS pressing rings

Accessories for REMS radial presses 22 kN

| System | Pressing tongs / pressing rings | Driven by adapter tongs | Art.-No. |
|---|------------------------------------|----------------------------|----------|
| D | | | |
| Debrunner Acifer d-a Presssystem C-Stahl | M 12 | | 578310 |
| | M 15 | | 578312 |
| | M 18 | | 578314 |
| | M 22 | | 578316 |
| | M 28 | | 578318 |
| | M 35 | | 578390 |
| | M 12 45° (PR-2B) | Mini Z1 | 574520 |
| | M 15 45° (PR-2B) | Mini Z1 | 574522 |
| | M 18 45° (PR-2B) | Mini Z1 | 574524 |
| | M 22 45° (PR-2B) | Mini Z1 | 574526 |
| | M 28 45° (PR-2B) | Mini Z1 | 574528 |
| | M 35 45° (PR-2B) | Mini Z1 | 574530 |
| DIWAsystems | TH 14 | | 578348 |
| | TH 16 | | 578352 |
| | TH 20 | | 578358 |
| | TH 26 | | 578362 |
| | TH 32 | | 578364 |
| | TH 40 | | 578624 |
| DUOPIPE Systems DUOFIL MKSYSTEM | U 16 | | 578374 |
| | U 18 | | 578376 |
| | U 20 | | 578378 |
| | U 25 | | 578380 |
| | U 32 | | 578382 |
| DW Verbundrohr multitubo systems | U 16 | | 578374 |
| | U 18 | | 578376 |
| | U 20 | | 578378 |
| | U 25 | | 578380 |
| | U 32 | | 578382 |
| E | | | |
| EBRILLE Isomonflex | U 16 | | 578374 |
| | U 18 | | 578376 |
| | U 20 | | 578378 |
| | U 25 | | 578380 |
| | H 26 | | 578410 |
| | TH 26 | | 578362 |
| | U 32 | | 578382 |
| | U 40 | | 578386 |
| EBRILLE Monflex | U 14 | | 578372 |
| | U 16 | | 578374 |
| | U 18 | | 578376 |
| | U 20 | | 578378 |
| | U 25 | | 578380 |
| | H 26 | | 578410 |
| | TH 26 | | 578362 |
| | U 32 | | 578382 |
| EFIELD MULTILAYER PRESS DINGAS ¹⁾ | U 16 | | 578374 |
| | U 18 | | 578376 |
| | U 20 | | 578378 |
| | U 25 | | 578380 |
| | U 32 | | 578382 |
| EFIELD MULTILAYER PRESS WATER | U 16 | | 578374 |
| | U 18 | | 578376 |
| | U 20 | | 578378 |
| | U 25 | | 578380 |
| | U 32 | | 578382 |
| Elkhart APOLLOXPRESS Fittings Copper and Low-Lead Brass EMMETI GERPEX- FIVPRESS | VUS ½" (OD 15,9 mm) | | 578566 |
| | VUS ¾" (OD 22,2 mm) | | 578568 |
| | VUS 1" (OD 28,6 mm) | | 578570 |
| | VUS 1¼" (OD 34,9 mm) | | 578606 |
| | B 16 | | 578468 |
| | B 20 | | 578472 |
| | B 26 | | 578474 |
| | B 32 | | 578476 |
| | F 16 | | 578456 |
| | F 20 | | 578460 |
| | H 16 | | 578400 |
| | H 20 | | 578406 |
| TH 16 | | 578352 | |
| TH 20 | | 578358 | |
| TH 26 | | 578362 | |
| TH 32 | | 578364 | |
| TH 40 | | 578624 | |
| U 16 | | 578374 | |
| U 20 | | 578378 | |
| EMPUR | TH 14 | | 578348 |
| | TH 15 | | 578350 |
| | TH 16 | | 578352 |
| | TH 17 | | 578354 |
| | TH 20 | | 578358 |
| | TH 25 | | 578360 |
| Esta Rohr simplesta SH | M 15 | | 578312 |
| | M 18 | | 578314 |
| | M 22 | | 578316 |
| | M 28 | | 578318 |
| | M 35 | | 578390 |
| | M 15 45° (PR-2B) | Mini Z1 | 574522 |
| | M 18 45° (PR-2B) | Mini Z1 | 574524 |
| | M 22 45° (PR-2B) | Mini Z1 | 574526 |
| Esta Rohr simplesta ST | M 15 | | 578312 |
| | M 18 | | 578314 |
| | M 22 | | 578316 |
| | M 28 | | 578318 |
| | M 35 | | 578390 |
| | M 15 45° (PR-2B) | Mini Z1 | 574522 |
| | M 18 45° (PR-2B) | Mini Z1 | 574524 |
| | M 22 45° (PR-2B) | Mini Z1 | 574526 |

| System | Pressing tongs / pressing rings | Driven by adapter tongs | Art.-No. | |
|--|--------------------------------------|----------------------------|----------|--------|
| EUROTUBI EUROPA C-Steel Pressfitting System M-Profile ¹⁾ | M 12 | | 578310 | |
| | M 15 | | 578312 | |
| | M 18 | | 578314 | |
| | M 22 | | 578316 | |
| | M 28 | | 578318 | |
| | M 35 | | 578390 | |
| | M 12 45° (PR-2B) | Mini Z1 | 574520 | |
| | M 15 45° (PR-2B) | Mini Z1 | 574522 | |
| | M 18 45° (PR-2B) | Mini Z1 | 574524 | |
| | M 22 45° (PR-2B) | Mini Z1 | 574526 | |
| | M 28 45° (PR-2B) | Mini Z1 | 574528 | |
| | M 35 45° (PR-2B) | Mini Z1 | 574530 | |
| EUROTUBI EUROPA Inox Pressfitting System M-Profile ¹⁾ | M 15 | | 578312 | |
| | M 18 | | 578314 | |
| | M 22 | | 578316 | |
| | M 28 | | 578318 | |
| | M 35 | | 578390 | |
| | M 15 45° (PR-2B) | Mini Z1 | 574522 | |
| | M 18 45° (PR-2B) | Mini Z1 | 574524 | |
| | M 22 45° (PR-2B) | Mini Z1 | 574526 | |
| | M 28 45° (PR-2B) | Mini Z1 | 574528 | |
| | M 35 45° (PR-2B) | Mini Z1 | 574530 | |
| | Evans Components Presslok | VAU 15 (½") | | 578630 |
| | | VAU 20 (¾") | | 578632 |
| VAU 25 (1") | | | 578634 | |
| F | | | | |
| FAR Rubinetterie PRESSFAR | TH 14 | | 578348 | |
| | TH 16 | | 578352 | |
| | TH 17 | | 578354 | |
| | TH 18 | | 578356 | |
| | TH 20 | | 578358 | |
| | TH 25 | | 578360 | |
| | TH 26 | | 578362 | |
| | TH 32 | | 578364 | |
| | TH 40 | | 578624 | |
| | TH 16 45° (PR-2B) | Mini Z1 | 574558 | |
| | TH 20 45° (PR-2B) | Mini Z1 | 574560 | |
| | TH 26 45° (PR-2B) | Mini Z1 | 574562 | |
| | TH 32 45° (PR-2B) | Mini Z1 | 574564 | |
| | H 14 | | 578398 | |
| | H 16 | | 578400 | |
| | H 18 | | 578404 | |
| | H 20 | | 578406 | |
| | H 26 | | 578410 | |
| | H 32 | | 578412 | |
| | U 14 | | 578372 | |
| | U 16 | | 578374 | |
| | U 18 | | 578376 | |
| | U 20 | | 578378 | |
| | U 25 | | 578380 | |
| | U 32 | | 578382 | |
| | U 40 | | 578386 | |
| | F.B.Q. BARONIO BQ press | V 12 | | 578324 |
| V 14 | | | 578326 | |
| V 15 | | | 578328 | |
| V 16 | | | 578330 | |
| V 18 | | | 578332 | |
| V 22 | | | 578334 | |
| V 28 | | | 578336 | |
| V 35 | | | 578604 | |
| V 12 45° (PR-2B) | | Mini Z1 | 574502 | |
| V 14 45° (PR-2B) | | Mini Z1 | 574532 | |
| V 15 45° (PR-2B) | | Mini Z1 | 574504 | |
| V 16 45° (PR-2B) | | Mini Z1 | 574534 | |
| V 18 45° (PR-2B) | Mini Z1 | 574506 | | |
| V 22 45° (PR-2B) | Mini Z1 | 574508 | | |
| V 28 45° (PR-2B) | Mini Z1 | 574510 | | |
| V 35 45° (PR-2B) | Mini Z1 | 574512 | | |
| F.B.Q. BARONIO BQ press carbon steel | V 15 | | 578328 | |
| | V 18 | | 578332 | |
| | V 22 | | 578334 | |
| | V 28 | | 578336 | |
| | V 35 | | 578604 | |
| | V 15 45° (PR-2B) | Mini Z1 | 574504 | |
| F.B.Q. BARONIO BQ press gas ¹⁾ | V 15 | | 578328 | |
| | V 18 | | 578332 | |
| | V 22 | | 578334 | |
| | V 28 | | 578336 | |
| | V 35 | | 578604 | |
| | V 15 45° (PR-2B) | Mini Z1 | 574504 | |
| | V 18 45° (PR-2B) | Mini Z1 | 574506 | |
| | V 22 45° (PR-2B) | Mini Z1 | 574508 | |
| | V 28 45° (PR-2B) | Mini Z1 | 574510 | |
| | V 35 45° (PR-2B) | Mini Z1 | 574512 | |
| | Fercofloor DUO Press FERCO PEX | RFz 16 | | 578492 |
| | | RFz 20 | | 578494 |
| RFz 25 | | | 578496 | |
| RFz 32 | | | 578498 | |
| TH 16 | | | 578352 | |
| TH 20 | | | 578358 | |
| TH 25 | | | 578360 | |
| TH 32 | | | 578364 | |
| TH 40 | | | 578624 | |

REMS pressing tongs Mini REMS pressing rings

Accessories for REMS radial presses 22 kN

| System | Pressing tongs/ pressing rings | Driven by adapter tongs | Art.-No. |
|---|---|----------------------------|----------|
| Fercofloor DUO Press MULTIFER | RFz 16 | | 578492 |
| | RFz 20 | | 578494 |
| | RFz 25 | | 578496 |
| | RFz 32 | | 578498 |
| | TH 16 | | 578352 |
| | TH 20 | | 578358 |
| | TH 25 | | 578360 |
| | TH 32 | | 578364 |
| | TH 40 | | 578424 |
| | U 16 | | 578374 |
| | U 18 | | 578376 |
| | U 20 | | 578378 |
| | U 25 | | 578380 |
| | U 32 | | 578382 |
| | U 40 | | 578386 |
| | FERRO systems BRASELI GPF GAS ⁴⁾ | TH 16 | |
| TH 20 | | | 578358 |
| TH 25 | | | 578360 |
| TH 32 | | | 578364 |
| FERRO systems BRASELI GPF MULT Pressfitting MULTICAPA | U 16 | | 578374 |
| | U 18 | | 578376 |
| | U 20 | | 578378 |
| | U 25 | | 578380 |
| | U 32 | | 578382 |
| | U 40 | | 578386 |
| FERRO systems BRASELI GPF PPSU Pressfitting PEX y MULTICAPA | U 16 | | 578374 |
| | U 18 | | 578376 |
| | U 20 | | 578378 |
| | U 25 | | 578380 |
| | U 32 | | 578382 |
| | U 40 | | 578386 |
| FERRO systems BRASELI GPF PRESS Pressfitting PEX | RFz 16 | | 578492 |
| | RFz 20 | | 578494 |
| | RFz 25 | | 578496 |
| | RFz 32 | | 578498 |
| FILINOX Instalpress Steel | M 15 | | 578312 |
| | M 18 | | 578314 |
| | M 22 | | 578316 |
| | M 28 | | 578318 |
| | M 35 | | 578390 |
| | M 15 45° (PR-2B) | Mini Z1 | 574522 |
| | M 18 45° (PR-2B) | Mini Z1 | 574524 |
| | M 22 45° (PR-2B) | Mini Z1 | 574526 |
| FILINOX Instalpress Inox | M 15 | | 578312 |
| | M 18 | | 578314 |
| | M 22 | | 578316 |
| | M 28 | | 578318 |
| | M 35 | | 578390 |
| | M 15 45° (PR-2B) | Mini Z1 | 574522 |
| | M 18 45° (PR-2B) | Mini Z1 | 574524 |
| | M 22 45° (PR-2B) | Mini Z1 | 574526 |
| Fittings Estándar ECO-PRESS | RFz 16 | | 578492 |
| | RFz 20 | | 578494 |
| | RFz 25 | | 578496 |
| | RFz 32 | | 578498 |
| Fittings Estándar MULTICAPA | RFz 16 | | 578492 |
| | RFz 18 | | 578438 |
| | RFz 20 | | 578494 |
| | RFz 25 | | 578496 |
| Fittings Estándar PE-X | RFz 16 | | 578492 |
| | RFz 20 | | 578494 |
| | RFz 25 | | 578496 |
| | RFz 32 | | 578498 |
| FORNARA ForPress | B 16 | | 578468 |
| | B 20 | | 578472 |
| | B 26 | | 578474 |
| | B 32 | | 578476 |
| | F 16 | | 578456 |
| | F 20 | | 578460 |
| | F 26 | | 578462 |
| | F 32 | | 578464 |
| | F 16 45° (PR-2B) | Mini Z1 | 574550 |
| | F 20 45° (PR-2B) | Mini Z1 | 574552 |
| | F 26 45° (PR-2B) | Mini Z1 | 574554 |
| | F 32 45° (PR-2B) | Mini Z1 | 574556 |
| | H 16 | | 578400 |
| | H 20 | | 578406 |
| | H 26 | | 578410 |
| | H 32 | | 578412 |
| TH 16 | | 578352 | |
| TH 20 | | 578358 | |
| TH 26 | | 578362 | |
| TH 32 | | 578364 | |
| U 16 | | 578374 | |
| U 20 | | 578378 | |
| C 26 | | 578392 | |
| U 32 | | 578382 | |
| FORZA WATER CRIMP (AUS) | K16/P18 | | 578592 |
| | K/20 | | 578594 |
| | K/25 | | 578596 |
| | K32 | | 578598 |
| | K1/40 | | 578600 |
| FORZA STAINLESS WATER CRIMP | K16/P18 | | 578592 |
| | K/20 | | 578594 |
| FORZA STESSO PEX WATER AND GAS CRIMP ⁴⁾ (AUS) | U 16 | | 578374 |
| | U 20 | | 578378 |
| | U 25 | | 578380 |
| | U 32 | | 578382 |
| U 40 | | 578386 | |

| System | Pressing tongs/ pressing rings | Driven by adapter tongs | Art.-No. |
|--|-----------------------------------|----------------------------|----------|
| FORZA GAS CRIMP ⁴⁾ (AUS) | K16/P18 | | 578592 |
| | K/20 | | 578594 |
| | K/25 | | 578596 |
| | K32 | | 578598 |
| | K1/40 | | 578600 |
| FORZA COPPER V PRESS (AUS) | VAU 15 (OD 12,7 mm) | | 578630 |
| | VAU 20 (OD 19,1 mm) | | 578632 |
| | VAU 25 (OD 25,4 mm) | | 578634 |
| | VAU 32 (OD 31,8 mm) | | 578636 |
| | VAU 15 45° (PR-2B) (OD 12,7 mm) | Mini Z1 | 574540 |
| FORZA STAINLESS V PRESS (AUS) | VAU 20 45° (PR-2B) (OD 19,1 mm) | Mini Z1 | 574542 |
| | VAU 25 45° (PR-2B) (OD 25,4 mm) | Mini Z1 | 574544 |
| | V 15 | | 578328 |
| FRABO FRABOPRESS 316 GAS M ⁴⁾ | V 22 | | 578334 |
| | V 28 | | 578336 |
| | V 35 | | 578604 |
| | V 15 45° (PR-2B) | Mini Z1 | 574504 |
| | V 22 45° (PR-2B) | Mini Z1 | 574508 |
| | V 28 45° (PR-2B) | Mini Z1 | 574510 |
| | V 35 45° (PR-2B) | Mini Z1 | 574512 |
| | M 15 | | 578312 |
| | M 18 | | 578314 |
| | M 22 | | 578316 |
| FRABO FRABOPRESS 316 GAS V ⁴⁾ | M 28 | | 578318 |
| | M 35 | | 578390 |
| | M 15 45° (PR-2B) | Mini Z1 | 574522 |
| | M 18 45° (PR-2B) | Mini Z1 | 574524 |
| | M 22 45° (PR-2B) | Mini Z1 | 574526 |
| | M 28 45° (PR-2B) | Mini Z1 | 574528 |
| | M 35 45° (PR-2B) | Mini Z1 | 574530 |
| | V 15 | | 578328 |
| | V 18 | | 578332 |
| | V 22 | | 578334 |
| FRABO FRABOPRESS 316 M | V 28 | | 578336 |
| | V 35 | | 578604 |
| | V 15 45° (PR-2B) | Mini Z1 | 574504 |
| | V 18 45° (PR-2B) | Mini Z1 | 574506 |
| | V 22 45° (PR-2B) | Mini Z1 | 574508 |
| | V 28 45° (PR-2B) | Mini Z1 | 574510 |
| | V 35 45° (PR-2B) | Mini Z1 | 574512 |
| | M 15 | | 578312 |
| | M 18 | | 578314 |
| | M 22 | | 578316 |
| FRABO FRABOPRESS 316 V | M 28 | | 578318 |
| | M 35 | | 578390 |
| | M 15 45° (PR-2B) | Mini Z1 | 574522 |
| | M 18 45° (PR-2B) | Mini Z1 | 574524 |
| | M 22 45° (PR-2B) | Mini Z1 | 574526 |
| | M 28 45° (PR-2B) | Mini Z1 | 574528 |
| | M 35 45° (PR-2B) | Mini Z1 | 574530 |
| | V 12 | | 578324 |
| | V 15 | | 578328 |
| | V 18 | | 578332 |
| FRABO FRABOPRESS CHROME | V 22 | | 578334 |
| | V 28 | | 578336 |
| | V 35 | | 578604 |
| | V 12 45° (PR-2B) | Mini Z1 | 574502 |
| | V 15 45° (PR-2B) | Mini Z1 | 574504 |
| | V 18 45° (PR-2B) | Mini Z1 | 574506 |
| | V 22 45° (PR-2B) | Mini Z1 | 574508 |
| | V 28 45° (PR-2B) | Mini Z1 | 574510 |
| | V 35 45° (PR-2B) | Mini Z1 | 574512 |
| | FRABO FRABOPRESS C-STEEL M | V 12 | |
| V 15 | | | 578328 |
| V 18 | | | 578332 |
| V 22 | | | 578334 |
| V 28 | | | 578336 |
| V 35 | | | 578604 |
| M 15 45° (PR-2B) | | Mini Z1 | 574522 |
| M 18 45° (PR-2B) | | Mini Z1 | 574524 |
| M 22 45° (PR-2B) | | Mini Z1 | 574526 |
| FRABO FRABOPRESS C-STEEL V | | M 28 45° (PR-2B) | Mini Z1 |
| | M 35 45° (PR-2B) | Mini Z1 | 574530 |
| | V 12 | | 578324 |
| | V 15 | | 578328 |
| | V 18 | | 578332 |
| | V 22 | | 578334 |
| | V 28 | | 578336 |
| | V 35 | | 578604 |
| | V 12 45° (PR-2B) | Mini Z1 | 574502 |
| | V 15 45° (PR-2B) | Mini Z1 | 574504 |
| FRABO FRABOPRESS GAS M ⁴⁾ | V 18 45° (PR-2B) | Mini Z1 | 574506 |
| | V 22 45° (PR-2B) | Mini Z1 | 574508 |
| | V 28 45° (PR-2B) | Mini Z1 | 574510 |
| | V 35 45° (PR-2B) | Mini Z1 | 574512 |
| | M 12 | | 578310 |
| | M 15 | | 578312 |
| | M 18 | | 578314 |
| | M 22 | | 578316 |
| | M 28 | | 578318 |
| | M 35 | | 578390 |
| FRABO FRABOPRESS GAS M ⁴⁾ | M 12 45° (PR-2B) | Mini Z1 | 574520 |
| | M 15 45° (PR-2B) | Mini Z1 | 574522 |
| | M 18 45° (PR-2B) | Mini Z1 | 574524 |
| | M 22 45° (PR-2B) | Mini Z1 | 574526 |
| | M 28 45° (PR-2B) | Mini Z1 | 574528 |
| | M 35 45° (PR-2B) | Mini Z1 | 574530 |
| | M 12 | | 578310 |
| | M 15 | | 578312 |

¹⁾ Only pressing tongs from designation "108" (1st quarter of 2008), "208" (2nd quarter of 2008) etc. can be used. The designation is stamped on every pressing jaw.

²⁾ For taking suitable pressing inserts.

³⁾ Only pressing tongs from designation "117" (1st quarter of 2017), "217" (2nd quarter of 2017) etc. can be used. The designation is stamped on every pressing jaw.

⁴⁾ Pressfitting systems for gas installations must only be pressed with REMS pressing tongs Mini/pressing rings which are highlighted in yellow. Observe the national regulations.

The suitability of REMS pressing tools for pressfitting systems: Date 21.10.2021. For the updated situation regarding suitability status check our website: www.rems.de > Downloads > Product catalogues, brochures > REMS Catalogue.

See page 172 for adapter tongs. Pressing tongs for additional pressfitting systems on request.

REMS pressing tongs Mini REMS pressing rings

Accessories for REMS radial presses 22 kN

| System | Pressing tongs / pressing rings | Driven by adapter tongs | Art.-No. |
|--|---------------------------------|-------------------------|----------|
| FRABO FRABOPRESS GAS V ⁴⁾ | V 12 | | 578324 |
| | V 15 | | 578328 |
| | V 18 | | 578332 |
| | V 22 | | 578334 |
| | V 28 | | 578336 |
| | V 35 | | 578604 |
| | V 12 45° (PR-2B) | Mini Z1 | 574502 |
| | V 15 45° (PR-2B) | Mini Z1 | 574504 |
| | V 18 45° (PR-2B) | Mini Z1 | 574506 |
| | V 22 45° (PR-2B) | Mini Z1 | 574508 |
| | V 28 45° (PR-2B) | Mini Z1 | 574510 |
| | V 35 45° (PR-2B) | Mini Z1 | 574512 |
| | FRABO FRABOPRESS KOMBI | V 12 | |
| V 15 | | | 578328 |
| V 18 | | | 578332 |
| V 22 | | | 578334 |
| V 28 | | | 578336 |
| V 35 | | | 578604 |
| V 12 45° (PR-2B) | | Mini Z1 | 574502 |
| V 15 45° (PR-2B) | | Mini Z1 | 574504 |
| V 18 45° (PR-2B) | | Mini Z1 | 574506 |
| V 22 45° (PR-2B) | | Mini Z1 | 574508 |
| V 28 45° (PR-2B) | | Mini Z1 | 574510 |
| V 35 45° (PR-2B) | | Mini Z1 | 574512 |
| FRABO FRABOPRESS M | | M 12 | |
| | M 15 | | 578312 |
| | M 18 | | 578314 |
| | M 22 | | 578316 |
| | M 28 | | 578318 |
| | M 35 | | 578390 |
| | M 12 45° (PR-2B) | Mini Z1 | 574520 |
| | M 15 45° (PR-2B) | Mini Z1 | 574522 |
| | M 18 45° (PR-2B) | Mini Z1 | 574524 |
| | M 22 45° (PR-2B) | Mini Z1 | 574526 |
| | M 28 45° (PR-2B) | Mini Z1 | 574528 |
| | M 35 45° (PR-2B) | Mini Z1 | 574530 |
| | FRABO FRABOPRESS SOLAR | V 15 | |
| V 18 | | | 578332 |
| V 22 | | | 578334 |
| V 28 | | | 578336 |
| V 35 | | | 578604 |
| V 15 45° (PR-2B) | | Mini Z1 | 574504 |
| V 18 45° (PR-2B) | | Mini Z1 | 574506 |
| FRABO FRABOPRESS TS | M 22 | | 578316 |
| | M 22 45° (PR-2B) | Mini Z1 | 574526 |
| | V 22 | | 578334 |
| | V 22 45° (PR-2B) | Mini Z1 | 574508 |
| FRABO FRABOPRESS V | V 12 | | 578324 |
| | V 15 | | 578328 |
| | V 18 | | 578332 |
| | V 22 | | 578334 |
| | V 28 | | 578336 |
| | V 35 | | 578604 |
| | V 12 45° (PR-2B) | Mini Z1 | 574502 |
| | V 15 45° (PR-2B) | Mini Z1 | 574504 |
| | V 18 45° (PR-2B) | Mini Z1 | 574506 |
| | V 22 45° (PR-2B) | Mini Z1 | 574508 |
| | V 28 45° (PR-2B) | Mini Z1 | 574510 |
| | V 35 45° (PR-2B) | Mini Z1 | 574512 |
| | Fränkische alpex-duo | B 16 | |
| B 18 | | | 578470 |
| B 20 | | | 578472 |
| B 26 | | | 578474 |
| B 32 | | | 578476 |
| F 16 | | | 578456 |
| F 18 | | | 578458 |
| F 20 | | | 578460 |
| F 26 | | | 578462 |
| F 32 | | | 578464 |
| F 16 45° (PR-2B) | | Mini Z1 | 574550 |
| F 20 45° (PR-2B) | | Mini Z1 | 574552 |
| F 26 45° (PR-2B) | | Mini Z1 | 574554 |
| F 32 45° (PR-2B) | | Mini Z1 | 574556 |
| TH 16 | | | 578352 |
| TH 18 | | | 578356 |
| TH 20 | | | 578358 |
| TH 26 | | | 578362 |
| TH 32 | | | 578364 |
| TH 16 45° (PR-2B) | | Mini Z1 | 574558 |
| TH 20 45° (PR-2B) | | Mini Z1 | 574560 |
| TH 26 45° (PR-2B) | | Mini Z1 | 574562 |
| TH 32 45° (PR-2B) | | Mini Z1 | 574564 |
| Fränkische alpex-duo XS | F 16 | | 578456 |
| | F 20 | | 578460 |
| | F 26 | | 578462 |
| | F 32 | | 578464 |
| | F 16 45° (PR-2B) | Mini Z1 | 574550 |
| | F 20 45° (PR-2B) | Mini Z1 | 574552 |
| | F 26 45° (PR-2B) | Mini Z1 | 574554 |
| | F 32 45° (PR-2B) | Mini Z1 | 574556 |
| | TH 16 | | 578352 |
| | TH 20 | | 578358 |
| | TH 26 | | 578362 |
| | TH 32 | | 578364 |
| | TH 16 45° (PR-2B) | Mini Z1 | 574558 |
| | TH 20 45° (PR-2B) | Mini Z1 | 574560 |
| TH 26 45° (PR-2B) | Mini Z1 | 574562 | |
| TH 32 45° (PR-2B) | Mini Z1 | 574564 | |

| System | Pressing tongs / pressing rings | Driven by adapter tongs | Art.-No. | |
|--|---------------------------------|-------------------------|----------|--------|
| Fränkische alpex F50 PROF I | F 16 | | 578456 | |
| | F 20 | | 578460 | |
| | F 26 | | 578462 | |
| | F 32 | | 578464 | |
| | F 16 45° (PR-2B) | Mini Z1 | 574550 | |
| | F 20 45° (PR-2B) | Mini Z1 | 574552 | |
| | F 26 45° (PR-2B) | Mini Z1 | 574554 | |
| | F 32 45° (PR-2B) | Mini Z1 | 574556 | |
| | H 16 | | 578400 | |
| | H 20 | | 578406 | |
| | H 26 | | 578410 | |
| | H 32 | | 578412 | |
| | TH 16 | | 578352 | |
| | TH 20 | | 578358 | |
| | TH 26 | | 578362 | |
| | TH 32 | | 578364 | |
| | TH 16 45° (PR-2B) | Mini Z1 | 574558 | |
| | TH 20 45° (PR-2B) | Mini Z1 | 574560 | |
| | TH 26 45° (PR-2B) | Mini Z1 | 574562 | |
| | TH 32 45° (PR-2B) | Mini Z1 | 574564 | |
| | U 16 | | 578374 | |
| | U 20 | | 578378 | |
| | U 25 | | 578380 | |
| U 32 | | 578382 | | |
| VP 16 | | 578482 | | |
| VP 20 | | 578484 | | |
| VP 32 | | 578488 | | |
| Fränkische alpex-gas ⁴⁾ | F 20 | | 578460 | |
| | F 26 | | 578462 | |
| | F 32 | | 578464 | |
| | F 20 45° (PR-2B) | Mini Z1 | 574552 | |
| | F 26 45° (PR-2B) | Mini Z1 | 574554 | |
| | F 32 45° (PR-2B) | Mini Z1 | 574556 | |
| Fränkische alpex L | Fz 40 | | 578478 | |
| G | | | | |
| gabotherm H-S | TH 10 | | 578342 | |
| | TH 12 | | 578346 | |
| | TH 14 | | 578348 | |
| | TH 15 | | 578350 | |
| | TH 16 | | 578352 | |
| | TH 17 | | 578354 | |
| | TH 18 | | 578356 | |
| | TH 20 | | 578358 | |
| | TH 25 | | 578360 | |
| | TH 26 | | 578362 | |
| | TH 32 | | 578364 | |
| | TH 40 | | 578624 | |
| | TH 16 45° (PR-2B) | Mini Z1 | 574558 | |
| | TH 20 45° (PR-2B) | Mini Z1 | 574560 | |
| | TH 26 45° (PR-2B) | Mini Z1 | 574562 | |
| | TH 32 45° (PR-2B) | Mini Z1 | 574564 | |
| | Gallagher USA YogaPipe ACR | H 12 (1/4") | | 578396 |
| | | U 14 (3/8") | | 578372 |
| U 16 (1/2") | | | 578374 | |
| U 18 (5/8") | | | 578376 | |
| U 20 (3/4") | | | 578378 | |
| U 25 (7/8") | | | 578380 | |
| U 32 (1 1/8") | | | 578382 | |
| Geberit Mapress C-STAH L | M 12 | | 578310 | |
| | M 15 | | 578312 | |
| | M 18 | | 578314 | |
| | M 22 | | 578316 | |
| | M 28 | | 578318 | |
| | M 35 | | 578390 | |
| | M 12 45° (PR-2B) | Mini Z1 | 574520 | |
| | M 15 45° (PR-2B) | Mini Z1 | 574522 | |
| | M 18 45° (PR-2B) | Mini Z1 | 574524 | |
| | M 22 45° (PR-2B) | Mini Z1 | 574526 | |
| | M 28 45° (PR-2B) | Mini Z1 | 574528 | |
| Geberit Mapress Edelstahl | M 12 | | 578310 | |
| | M 15 | | 578312 | |
| | M 18 | | 578314 | |
| | M 22 | | 578316 | |
| | M 28 | | 578318 | |
| | M 35 | | 578390 | |
| | M 12 45° (PR-2B) | Mini Z1 | 574520 | |
| | M 15 45° (PR-2B) | Mini Z1 | 574522 | |
| | M 18 45° (PR-2B) | Mini Z1 | 574524 | |
| | M 22 45° (PR-2B) | Mini Z1 | 574526 | |
| | M 28 45° (PR-2B) | Mini Z1 | 574528 | |
| Geberit Mapress Edelstahl Gas ⁴⁾ | M 15 | | 578312 | |
| | M 18 | | 578314 | |
| | M 22 | | 578316 | |
| | M 28 | | 578318 | |
| | M 35 | | 578390 | |
| | M 15 45° (PR-2B) | Mini Z1 | 574522 | |
| | M 18 45° (PR-2B) | Mini Z1 | 574524 | |
| | M 22 45° (PR-2B) | Mini Z1 | 574526 | |
| | M 28 45° (PR-2B) | Mini Z1 | 574528 | |
| | M 35 45° (PR-2B) | Mini Z1 | 574530 | |
| | Geberit Mapress Kupfer | M 12 | | 578310 |
| M 15 | | | 578312 | |
| M 18 | | | 578314 | |
| M 22 | | | 578316 | |
| M 28 | | | 578318 | |
| M 35 | | | 578390 | |
| M 12 45° (PR-2B) | | Mini Z1 | 574520 | |
| M 15 45° (PR-2B) | | Mini Z1 | 574522 | |
| M 18 45° (PR-2B) | | Mini Z1 | 574524 | |
| M 22 45° (PR-2B) | | Mini Z1 | 574526 | |
| M 28 45° (PR-2B) | | Mini Z1 | 574528 | |
| Geberit Mapress Kupfer Gas ⁴⁾ | M 15 | | 578312 | |
| | M 18 | | 578314 | |
| | M 22 | | 578316 | |
| | M 28 | | 578318 | |
| | M 35 | | 578390 | |
| | M 15 45° (PR-2B) | Mini Z1 | 574522 | |
| | M 18 45° (PR-2B) | Mini Z1 | 574524 | |
| | M 22 45° (PR-2B) | Mini Z1 | 574526 | |
| | M 28 45° (PR-2B) | Mini Z1 | 574528 | |
| | M 35 45° (PR-2B) | Mini Z1 | 574530 | |
| | Geberit Mepla | G 16 | | 578444 |
| G 20 | | | 578446 | |
| G 26 | | | 578448 | |
| G 32 | | | 578450 | |
| G 40 | | | 578452 | |

REMS pressing tongs Mini

REMS pressing rings

Accessories for REMS radial presses 22 kN

| System | Pressing tongs / pressing rings | Driven by adapter tongs | Art.-No. |
|--|---------------------------------|-------------------------|----------|
| Geberit Mepla Therm | G 16 | | 578444 |
| | G 20 | | 578446 |
| | G 26 | | 578448 |
| Geberit Volex | TH 16 | | 578352 |
| | TH 20 | | 578358 |
| | TH 26 | | 578362 |
| General Fittings 5T00 | H 16 | | 578400 |
| | H 20 | | 578406 |
| | H 26 | | 578410 |
| | H 32 | | 578412 |
| | TH 16 | | 578352 |
| | TH 20 | | 578358 |
| | TH 26 | | 578362 |
| | TH 32 | | 578364 |
| | TH 16 45° (PR-2B) | Mini Z1 | 574558 |
| | TH 20 45° (PR-2B) | Mini Z1 | 574560 |
| | TH 26 45° (PR-2B) | Mini Z1 | 574562 |
| | TH 32 45° (PR-2B) | Mini Z1 | 574564 |
| | U 16 | | 578374 |
| | U 20 | | 578378 |
| | U 32 | | 578382 |
| | General Fittings Ewoprex | H 16 | |
| H 20 | | | 578406 |
| H 26 | | | 578410 |
| H 32 | | | 578412 |
| TH 16 | | | 578352 |
| TH 20 | | | 578358 |
| TH 26 | | | 578362 |
| TH 32 | | | 578364 |
| TH 16 45° (PR-2B) | | Mini Z1 | 574558 |
| TH 20 45° (PR-2B) | | Mini Z1 | 574560 |
| TH 26 45° (PR-2B) | | Mini Z1 | 574562 |
| TH 32 45° (PR-2B) | | Mini Z1 | 574564 |
| U 16 | | | 578374 |
| U 20 | | | 578378 |
| U 32 | | | 578382 |
| General Fittings Serie 5500 | | B 16 | |
| | B 18 | | 578470 |
| | B 20 | | 578472 |
| | B 26 | | 578474 |
| | B 32 | | 578476 |
| | F 16 | | 578456 |
| | F 20 | | 578460 |
| | F 26 | | 578462 |
| | F 32 | | 578464 |
| | F 16 45° (PR-2B) | Mini Z1 | 574550 |
| | F 20 45° (PR-2B) | Mini Z1 | 574552 |
| | F 26 45° (PR-2B) | Mini Z1 | 574554 |
| | F 32 45° (PR-2B) | Mini Z1 | 574556 |
| | H 16 | | 578400 |
| | H 18 | | 578404 |
| | H 20 | | 578406 |
| | H 25 | | 578408 |
| | H 26 | | 578410 |
| | H 32 | | 578412 |
| | TH 16 | | 578352 |
| | TH 18 | | 578356 |
| | TH 20 | | 578358 |
| | TH 25 | | 578360 |
| | TH 26 | | 578362 |
| | TH 32 | | 578364 |
| | TH 40 | | 578624 |
| | TH 16 45° (PR-2B) | Mini Z1 | 574558 |
| | TH 20 45° (PR-2B) | Mini Z1 | 574560 |
| | TH 26 45° (PR-2B) | Mini Z1 | 574562 |
| | TH 32 45° (PR-2B) | Mini Z1 | 574564 |
| | U 16 | | 578374 |
| | U 18 | | 578376 |
| U 20 | | 578378 | |
| U 25 | | 578380 | |
| U 32 | | 578382 | |
| U 40 | | 578386 | |
| General Fittings Trident | B 16 | | 578468 |
| | F 16 | | 578456 |
| | F 16 45° (PR-2B) | Mini Z1 | 574550 |
| | H 16 | | 578400 |
| | H 20 | | 578406 |
| | H 26 | | 578410 |
| | H 32 | | 578412 |
| | TH 16 | | 578352 |
| | TH 20 | | 578358 |
| | TH 26 | | 578362 |
| | TH 32 | | 578364 |
| | TH 16 45° (PR-2B) | Mini Z1 | 574558 |
| | TH 20 45° (PR-2B) | Mini Z1 | 574560 |
| | TH 26 45° (PR-2B) | Mini Z1 | 574562 |
| | TH 32 45° (PR-2B) | Mini Z1 | 574564 |
| | U 16 | | 578374 |
| U 20 | | 578378 | |
| U 32 | | 578382 | |
| General Fittings Trident Gas ⁴⁾ | H 16 | | 578400 |
| | H 20 | | 578406 |
| | H 26 | | 578410 |
| | H 32 | | 578412 |
| | TH 16 | | 578352 |
| | TH 20 | | 578358 |
| | TH 26 | | 578362 |
| | TH 32 | | 578364 |
| | TH 16 45° (PR-2B) | Mini Z1 | 574558 |
| | TH 20 45° (PR-2B) | Mini Z1 | 574560 |
| | TH 26 45° (PR-2B) | Mini Z1 | 574562 |
| | TH 32 45° (PR-2B) | Mini Z1 | 574564 |
| | U 16 | | 578374 |
| | U 20 | | 578378 |
| | U 32 | | 578382 |

| System | Pressing tongs / pressing rings | Driven by adapter tongs | Art.-No. | |
|---|---|-------------------------|----------|--------|
| General Fittings WELCO-Gas ⁴⁾ | H 16 A | | 578420 | |
| | H 20 A | | 578426 | |
| | H 26 A | | 578430 | |
| | H 32 A | | 578432 | |
| General Fittings WOPREX | H 14 A | | 578418 | |
| | H 16 A | | 578420 | |
| | H 17 A | | 578422 | |
| | H 20 A | | 578426 | |
| | H 26 A | | 578430 | |
| Giacomini Raccordi RM Giacomini | H 16 | | 578400 | |
| | H 20 | | 578406 | |
| | H 26 | | 578410 | |
| | H 32 | | 578412 | |
| | TH 16 | | 578352 | |
| Giacomini RM MULTIGAS ⁴⁾ | TH 20 | | 578358 | |
| | TH 26 | | 578362 | |
| | TH 32 | | 578364 | |
| | TH 40 | | 578624 | |
| | U 16 | | 578374 | |
| | U 20 | | 578378 | |
| | U 32 | | 578382 | |
| | U 40 | | 578386 | |
| | Giacomini Valvole Giacomini serie R850V | H 16 | | 578400 |
| | | H 20 | | 578406 |
| | | H 26 | | 578410 |
| | | H 32 | | 578412 |
| | | TH 16 | | 578352 |
| | | TH 20 | | 578358 |
| | | TH 26 | | 578362 |
| | | TH 32 | | 578364 |
| U 16 | | | 578374 | |
| U 20 | | | 578378 | |
| U 32 | | | 578382 | |
| U 40 | | | 578386 | |
| V 15 | | | 578328 | |
| V 18 | | | 578332 | |
| V 22 | | | 578334 | |
| V 28 | | | 578336 | |
| V 35 | | 578604 | | |
| V 15 45° (PR-2B) | Mini Z1 | 574504 | | |
| V 18 45° (PR-2B) | Mini Z1 | 574506 | | |
| V 22 45° (PR-2B) | Mini Z1 | 574508 | | |
| V 28 45° (PR-2B) | Mini Z1 | 574510 | | |
| V 35 45° (PR-2B) | Mini Z1 | 574512 | | |
| SA 15 | | 578514 | | |
| SA 18 | | 578518 | | |
| SA 22 | | 578520 | | |
| SA 28 | | 578522 | | |
| M 15 | | 578312 | | |
| M 18 | | 578314 | | |
| M 22 | | 578316 | | |
| M 28 | | 578318 | | |
| M 35 | | 578390 | | |
| M 15 45° (PR-2B) | Mini Z1 | 574522 | | |
| M 18 45° (PR-2B) | Mini Z1 | 574524 | | |
| M 22 45° (PR-2B) | Mini Z1 | 574526 | | |
| M 28 45° (PR-2B) | Mini Z1 | 574528 | | |
| M 35 45° (PR-2B) | Mini Z1 | 574530 | | |
| Golan Pipe Systems (Scandinavia) Alu-Pres | U 16 | | 578374 | |
| | U 20 | | 578378 | |
| | U 25 | | 578380 | |
| | U 32 | | 578382 | |
| Grinnell G-PRESS Copper Fittings | U 40 | | 578386 | |
| | VUS ½" (OD 15,9 mm) | | 578566 | |
| | VUS ¾" (OD 22,2 mm) | | 578568 | |
| | VUS 1" (OD 28,6 mm) | | 578570 | |
| GS Wärmesysteme System TH | VUS 1½" (OD 34,9 mm) | | 578606 | |
| | TH 14 | | 578348 | |
| | TH 16 | | 578352 | |
| | TH 20 | | 578358 | |
| | TH 26 | | 578362 | |
| | TH 32 | | 578364 | |
| | TH 40 | | 578624 | |
| TH 16 45° (PR-2B) | Mini Z1 | 574558 | | |
| TH 20 45° (PR-2B) | Mini Z1 | 574560 | | |
| TH 26 45° (PR-2B) | Mini Z1 | 574562 | | |
| TH 32 45° (PR-2B) | Mini Z1 | 574564 | | |
| GS Wärmesysteme System V | V 15 | | 578328 | |
| | V 18 | | 578332 | |
| | V 22 | | 578334 | |
| | V 28 | | 578336 | |
| | V 35 | | 578604 | |
| | V 15 45° (PR-2B) | Mini Z1 | 574504 | |
| | V 18 45° (PR-2B) | Mini Z1 | 574506 | |
| V 22 45° (PR-2B) | Mini Z1 | 574508 | | |
| V 28 45° (PR-2B) | Mini Z1 | 574510 | | |
| V 35 45° (PR-2B) | Mini Z1 | 574512 | | |
| H | | | | |
| HakaGerodur HAKASAN | TH 10 | | 578342 | |
| | TH 11,6 | | 578344 | |
| | TH 12 | | 578346 | |
| | TH 14 | | 578348 | |
| | TH 16 | | 578352 | |
| | TH 17 | | 578354 | |
| | TH 18 | | 578356 | |
| | TH 20 | | 578358 | |
| | TH 25 | | 578360 | |
| | TH 26 | | 578362 | |
| | TH 32 | | 578364 | |
| | TH 40 | | 578624 | |
| | TH 16 45° (PR-2B) | Mini Z1 | 574558 | |
| TH 20 45° (PR-2B) | Mini Z1 | 574560 | | |
| TH 26 45° (PR-2B) | Mini Z1 | 574562 | | |
| TH 32 45° (PR-2B) | Mini Z1 | 574564 | | |

- 1) Only pressing tongs from designation "108" (1st quarter of 2008), "208" (2nd quarter of 2008) etc. can be used. The designation is stamped on every pressing jaw.
- 2) For taking suitable pressing inserts.
- 3) Only pressing tongs from designation "117" (1st quarter of 2017), "217" (2nd quarter of 2017) etc. can be used. The designation is stamped on every pressing jaw.
- 4) Pressfitting systems for gas installations must only be pressed with REMS pressing tongs Mini/pressing rings which are highlighted in yellow. Observe the national regulations.

The suitability of REMS pressing tools for pressfitting systems: Date 21.10.2021. For the updated situation regarding suitability status check our website:

www.rems.de > Downloads > Product catalogues, brochures > REMS Catalogue.

See page 172 for adapter tongs. Pressing tongs for additional pressfitting systems on request.

REMS pressing tongs Mini REMS pressing rings

Accessories for REMS radial presses 22 kN

| System | Pressing tongs / pressing rings | Driven by adapter tongs | Art.-No. | |
|------------------------------------|---------------------------------|-------------------------|----------|--------|
| HASTINIK Hastinik/Hitpress | M 15 | | 578312 | |
| | M 18 | | 578314 | |
| | M 22 | | 578316 | |
| | M 28 | | 578318 | |
| | M 35 | | 578390 | |
| | M 15 45° (PR-2B) | Mini Z1 | 574522 | |
| | M 18 45° (PR-2B) | Mini Z1 | 574524 | |
| | M 22 45° (PR-2B) | Mini Z1 | 574526 | |
| | M 28 45° (PR-2B) | Mini Z1 | 574528 | |
| | M 35 45° (PR-2B) | Mini Z1 | 574530 | |
| heima24 | TH 16 | | 578352 | |
| | TH 20 | | 578358 | |
| | TH 26 | | 578362 | |
| | TH 32 | | 578364 | |
| | TH 40 | | 578624 | |
| | TH 16 45° (PR-2B) | Mini Z1 | 574558 | |
| | TH 20 45° (PR-2B) | Mini Z1 | 574560 | |
| | TH 26 45° (PR-2B) | Mini Z1 | 574562 | |
| | TH 32 45° (PR-2B) | Mini Z1 | 574564 | |
| | U 16 | | 578374 | |
| U 20 | | 578378 | | |
| U 25 | | 578380 | | |
| U 32 | | 578382 | | |
| HELIROMA Klimapress | U 16 | | 578374 | |
| | U 18 | | 578376 | |
| | U 20 | | 578378 | |
| | U 25 | | 578380 | |
| | U 32 | | 578382 | |
| HELIROMA Romapress | Rfz 16 | | 578492 | |
| | Rfz 20 | | 578494 | |
| | Rfz 25 | | 578496 | |
| | Rfz 32 | | 578498 | |
| Henco | TH 14 | | 578348 | |
| | TH 16 | | 578352 | |
| | TH 18 | | 578356 | |
| | TH 20 | | 578358 | |
| | TH 26 | | 578362 | |
| | HE 32 | | 578370 | |
| | Herotec TEMPUS-PRESS PLUS | H 16 | | 578400 |
| | | H 20 | | 578406 |
| H 25 | | | 578408 | |
| H 32 | | | 578412 | |
| Rfz 16 | | | 578492 | |
| Rfz 20 | | | 578494 | |
| Rfz 25 | | | 578496 | |
| Rfz 32 | | | 578498 | |
| TH 16 | | | 578352 | |
| TH 20 | | | 578358 | |
| TH 25 | | | 578360 | |
| TH 32 | | | 578364 | |
| TH 16 45° (PR-2B) | | Mini Z1 | 574558 | |
| TH 20 45° (PR-2B) | | Mini Z1 | 574560 | |
| TH 32 45° (PR-2B) | | Mini Z1 | 574564 | |
| U 16 | | 578374 | | |
| U 20 | | 578378 | | |
| U 25 | | 578380 | | |
| U 32 | | 578382 | | |
| U 40 | | 578386 | | |
| HERZ PIPEFIX | TH 10 | | 578342 | |
| | TH 16 | | 578352 | |
| | TH 20 | | 578358 | |
| | TH 26 | | 578362 | |
| | TH 32 | | 578364 | |
| | TH 40 | | 578624 | |
| | TH 16 45° (PR-2B) | Mini Z1 | 574558 | |
| | TH 20 45° (PR-2B) | Mini Z1 | 574560 | |
| | TH 26 45° (PR-2B) | Mini Z1 | 574562 | |
| | TH 32 45° (PR-2B) | Mini Z1 | 574564 | |
| HIDRONIX MULTIGAS ⁴⁾ | TH 16 | | 578352 | |
| | TH 20 | | 578358 | |
| | TH 26 | | 578362 | |
| | TH 32 | | 578364 | |
| HIDRONIX MULTIPIPE | TH 14 | | 578348 | |
| | TH 16 | | 578352 | |
| | TH 20 | | 578358 | |
| | TH 26 | | 578362 | |
| | TH 32 | | 578364 | |
| | H 14 | | 578398 | |
| | H 16 | | 578400 | |
| | H 18 | | 578404 | |
| | H 20 | | 578406 | |
| | H 26 | | 578410 | |
| | H 32 | | 578412 | |
| | U 14 | | 578372 | |
| | U 16 | | 578374 | |
| | U 18 | | 578376 | |
| | U 20 | | 578378 | |
| | C 26 | | 578392 | |
| | U 32 | | 578382 | |
| | HIDRONIX UNICO | TH 14 | | 578348 |
| | | TH 16 | | 578352 |
| TH 20 | | | 578358 | |
| TH 26 | | | 578362 | |
| TH 32 | | | 578364 | |
| H 14 | | | 578398 | |
| H 16 | | | 578400 | |
| H 18 | | | 578404 | |
| H 20 | | | 578406 | |
| H 26 | | | 578410 | |
| H 32 | | | 578412 | |
| U 14 | | | 578372 | |
| U 16 | | | 578374 | |
| U 18 | | | 578376 | |
| U 20 | | | 578378 | |
| C 26 | | | 578392 | |
| U 32 | | | 578382 | |
| HITEC Sistema Multistrato | TH 14 | | 578348 | |
| | TH 16 | | 578352 | |
| | TH 18 | | 578356 | |
| | TH 20 | | 578358 | |
| | TH 26 | | 578362 | |
| | TH 32 | | 578364 | |
| | TH 40 | | 578624 | |
| | TH 16 45° (PR-2B) | Mini Z1 | 574558 | |
| | TH 20 45° (PR-2B) | Mini Z1 | 574560 | |
| | TH 26 45° (PR-2B) | Mini Z1 | 574562 | |
| TH 32 45° (PR-2B) | Mini Z1 | 574564 | | |

| System | Pressing tongs / pressing rings | Driven by adapter tongs | Art.-No. |
|------------------------------------|---------------------------------|-------------------------|----------|
| HITHERM-ISOTUBI NUMEPRESS | M 15 | | 578312 |
| | M 18 | | 578314 |
| | M 22 | | 578316 |
| | M 28 | | 578318 |
| | M 35 | | 578390 |
| | M 15 45° (PR-2B) | Mini Z1 | 574522 |
| | M 18 45° (PR-2B) | Mini Z1 | 574524 |
| | M 22 45° (PR-2B) | Mini Z1 | 574526 |
| | M 28 45° (PR-2B) | Mini Z1 | 574528 |
| | M 35 45° (PR-2B) | Mini Z1 | 574530 |
| HITHERM-ISOTUBI HTpress | M 15 | | 578312 |
| | M 18 | | 578314 |
| | M 22 | | 578316 |
| | M 28 | | 578318 |
| | M 35 | | 578390 |
| | M 15 45° (PR-2B) | Mini Z1 | 574522 |
| | M 18 45° (PR-2B) | Mini Z1 | 574524 |
| | M 22 45° (PR-2B) | Mini Z1 | 574526 |
| | M 28 45° (PR-2B) | Mini Z1 | 574528 |
| | M 35 45° (PR-2B) | Mini Z1 | 574530 |
| HITHERM-ISOTUBI HTfire | M 15 | | 578312 |
| | M 18 | | 578314 |
| | M 22 | | 578316 |
| | M 28 | | 578318 |
| | M 35 | | 578390 |
| | M 15 45° (PR-2B) | Mini Z1 | 574522 |
| | M 18 45° (PR-2B) | Mini Z1 | 574524 |
| | M 22 45° (PR-2B) | Mini Z1 | 574526 |
| | M 28 45° (PR-2B) | Mini Z1 | 574528 |
| | M 35 45° (PR-2B) | Mini Z1 | 574530 |
| HITHERM-ISOTUBI HTair | M 15 | | 578312 |
| | M 18 | | 578314 |
| | M 22 | | 578316 |
| | M 28 | | 578318 |
| | M 35 | | 578390 |
| | M 15 45° (PR-2B) | Mini Z1 | 574522 |
| | M 18 45° (PR-2B) | Mini Z1 | 574524 |
| | M 22 45° (PR-2B) | Mini Z1 | 574526 |
| | M 28 45° (PR-2B) | Mini Z1 | 574528 |
| | M 35 45° (PR-2B) | Mini Z1 | 574530 |
| Hopewell press fit system | M 15 | | 578312 |
| | M 18 | | 578314 |
| | M 22 | | 578316 |
| | M 28 | | 578318 |
| | M 35 | | 578390 |
| hp praski BAVARIA-press | TH 10 | | 578342 |
| | TH 14 | | 578348 |
| | TH 16 | | 578352 |
| | TH 17 | | 578354 |
| | TH 20 | | 578358 |
| | TH 25 | | 578360 |
| | TH 26 | | 578362 |
| | TH 32 | | 578364 |
| TH 40 | | 578624 | |
| I | | | |
| IBP >B< Flex | U 16 | | 578374 |
| | U 18 | | 578376 |
| | U 20 | | 578378 |
| | U 25 | | 578380 |
| | U 32 | | 578382 |
| IBP >B< Press | V 12 | | 578324 |
| | V 14 | | 578326 |
| | V 15 | | 578328 |
| | V 16 | | 578330 |
| | V 18 | | 578332 |
| | V 22 | | 578334 |
| | V 28 | | 578336 |
| | V 35 | | 578604 |
| | V 12 45° (PR-2B) | Mini Z1 | 574502 |
| | V 14 45° (PR-2B) | Mini Z1 | 574504 |
| | V 15 45° (PR-2B) | Mini Z1 | 574506 |
| | V 16 45° (PR-2B) | Mini Z1 | 574508 |
| | V 18 45° (PR-2B) | Mini Z1 | 574510 |
| | V 22 45° (PR-2B) | Mini Z1 | 574512 |
| | V 28 45° (PR-2B) | Mini Z1 | 574514 |
| V 35 45° (PR-2B) | Mini Z1 | 574516 | |
| IBP >B< Press Carbon | V 12 | | 578324 |
| | V 15 | | 578328 |
| | V 18 | | 578332 |
| | V 22 | | 578334 |
| | V 28 | | 578336 |
| | V 35 | | 578604 |
| | V 12 45° (PR-2B) | Mini Z1 | 574502 |
| | V 15 45° (PR-2B) | Mini Z1 | 574504 |
| | V 18 45° (PR-2B) | Mini Z1 | 574506 |
| | V 22 45° (PR-2B) | Mini Z1 | 574508 |
| IBP >B< Press Gas ⁴⁾ | V 15 | | 578328 |
| | V 18 | | 578332 |
| | V 22 | | 578334 |
| | V 28 | | 578336 |
| | V 35 | | 578604 |
| | V 15 45° (PR-2B) | Mini Z1 | 574504 |
| | V 18 45° (PR-2B) | Mini Z1 | 574506 |
| | V 22 45° (PR-2B) | Mini Z1 | 574508 |
| | V 28 45° (PR-2B) | Mini Z1 | 574510 |
| | V 35 45° (PR-2B) | Mini Z1 | 574512 |
| IBP >B< Press Inox | V 15 | | 578328 |
| | V 18 | | 578332 |
| | V 22 | | 578334 |
| | V 28 | | 578336 |
| | V 35 | | 578604 |
| | V 15 45° (PR-2B) | Mini Z1 | 574504 |
| | V 18 45° (PR-2B) | Mini Z1 | 574506 |
| | V 22 45° (PR-2B) | Mini Z1 | 574508 |
| | V 28 45° (PR-2B) | Mini Z1 | 574510 |
| | V 35 45° (PR-2B) | Mini Z1 | 574512 |
| IBP >B< Press Solar | V 15 | | 578328 |
| | V 18 | | 578332 |
| | V 22 | | 578334 |
| | V 28 | | 578336 |
| | V 35 | | 578604 |
| | V 15 45° (PR-2B) | Mini Z1 | 574504 |
| | V 18 45° (PR-2B) | Mini Z1 | 574506 |
| | V 22 45° (PR-2B) | Mini Z1 | 574508 |
| | V 28 45° (PR-2B) | Mini Z1 | 574510 |
| | V 35 45° (PR-2B) | Mini Z1 | 574512 |

REMS pressing tongs Mini

REMS pressing rings

Accessories for REMS radial presses 22 kN

| System | Pressing tongs / pressing rings | Driven by adapter tongs | Art.-No. | System | Pressing tongs / pressing rings | Driven by adapter tongs | Art.-No. | |
|--|---------------------------------|-------------------------|------------------|--|---|-------------------------|----------|--------|
| ICMA Sempiter | H 16 | | 578400 | IDROTRADE StormSTEEL | M 12 | | 578310 | |
| | H 20 | | 578406 | | M 15 | | 578312 | |
| | H 25 | | 578408 | | M 18 | | 578314 | |
| | H 26 | | 578410 | | M 22 | | 578316 | |
| | H 32 | | 578412 | | M 28 | | 578318 | |
| | TH 16 | | 578352 | | M 35 | | 578390 | |
| | TH 20 | | 578358 | | M 12 45° (PR-2B) | Mini Z1 | 574520 | |
| | TH 25 | | 578360 | | M 15 45° (PR-2B) | Mini Z1 | 574522 | |
| | TH 26 | | 578362 | | M 18 45° (PR-2B) | Mini Z1 | 574524 | |
| | TH 32 | | 578364 | | M 22 45° (PR-2B) | Mini Z1 | 574526 | |
| | TH 40 | | 578624 | | M 28 45° (PR-2B) | Mini Z1 | 574528 | |
| | TH 16 45° (PR-2B) | Mini Z1 | 574558 | | M 35 45° (PR-2B) | Mini Z1 | 574530 | |
| | TH 20 45° (PR-2B) | Mini Z1 | 574560 | | ILTA | M 15 | | 578312 |
| | TH 26 45° (PR-2B) | Mini Z1 | 574562 | | INOX/CHIBRO Pressfitting Cuni | M 18 | | 578314 |
| | TH 32 45° (PR-2B) | Mini Z1 | 574564 | | | M 22 | | 578316 |
| | U 16 | | 578374 | | | M 28 | | 578318 |
| | U 20 | | 578378 | | | M 35 | | 578390 |
| | U 25 | | 578380 | | | M 15 45° (PR-2B) | Mini Z1 | 574522 |
| | C 26 | | 578392 | | | M 18 45° (PR-2B) | Mini Z1 | 574524 |
| | U 32 | | 578382 | | | M 22 45° (PR-2B) | Mini Z1 | 574526 |
| U 40 | | 578386 | M 28 45° (PR-2B) | Mini Z1 | | 574528 | | |
| | | | M 35 45° (PR-2B) | Mini Z1 | | 574530 | | |
| | | | ILTA | M 15 | | | 578312 | |
| ICMA Sempigas ¹⁾ | TH 16 | | 578352 | INOX/CHIBRO Pressfitting inox | M 18 | | 578314 | |
| | TH 20 | | 578358 | | M 22 | | 578316 | |
| | TH 25 | | 578360 | | M 28 | | 578318 | |
| | TH 26 | | 578362 | | M 35 | | 578390 | |
| | TH 32 | | 578364 | | M 15 45° (PR-2B) | Mini Z1 | 574522 | |
| | TH 16 45° (PR-2B) | Mini Z1 | 574558 | | M 18 45° (PR-2B) | Mini Z1 | 574524 | |
| | TH 20 45° (PR-2B) | Mini Z1 | 574560 | | M 22 45° (PR-2B) | Mini Z1 | 574526 | |
| | TH 26 45° (PR-2B) | Mini Z1 | 574562 | | M 28 45° (PR-2B) | Mini Z1 | 574528 | |
| | TH 32 45° (PR-2B) | Mini Z1 | 574564 | | M 35 45° (PR-2B) | Mini Z1 | 574530 | |
| | | | | | Instantor | V1 1/2" (OD 14,7 mm) | | 578716 |
| Idrosanitaria Bonomi Homegas ⁴⁾ | TH 16 | | 578352 | Copper Press Imperial | V1 3/4" (OD 21,0 mm) | | 578718 | |
| | TH 20 | | 578358 | | V1 1" (OD 27,4 mm) | | 578720 | |
| | TH 26 | | 578362 | Instantor | M 15 | | 578312 | |
| | TH 16 45° (PR-2B) | Mini Z1 | 574558 | Copper Press Metric | M 22 | | 578316 | |
| | TH 20 45° (PR-2B) | Mini Z1 | 574560 | | M 28 | | 578318 | |
| | TH 26 45° (PR-2B) | Mini Z1 | 574562 | | M 15 45° (PR-2B) | Mini Z1 | 574522 | |
| | TH 32 45° (PR-2B) | Mini Z1 | 574564 | | M 22 45° (PR-2B) | Mini Z1 | 574526 | |
| | | | | M 28 45° (PR-2B) | Mini Z1 | 574528 | | |
| Idrosanitaria Bonomi Idropress | TH 16 | | 578352 | Instantor Press System | TH 16 | | 578352 | |
| | TH 18 | | 578356 | | TH 20 | | 578358 | |
| | TH 20 | | 578358 | | TH 26 | | 578362 | |
| | TH 26 | | 578362 | | TH 32 | | 578364 | |
| | TH 32 | | 578364 | | TH 16 45° (PR-2B) | Mini Z1 | 574558 | |
| | TH 40 | | 578624 | | TH 20 45° (PR-2B) | Mini Z1 | 574560 | |
| | TH 16 45° (PR-2B) | Mini Z1 | 574558 | | TH 26 45° (PR-2B) | Mini Z1 | 574562 | |
| | TH 20 45° (PR-2B) | Mini Z1 | 574560 | | TH 32 45° (PR-2B) | Mini Z1 | 574564 | |
| IDROSISTEMI Ta-Press | TH 26 45° (PR-2B) | Mini Z1 | 574562 | IPA IPANA Press | TH 10 | | 578342 | |
| | TH 32 45° (PR-2B) | Mini Z1 | 574564 | | TH 11,6 | | 578344 | |
| | F 16 | | 578456 | | TH 12 | | 578346 | |
| | F 20 | | 578460 | | TH 14 | | 578348 | |
| | F 26 | | 578462 | | TH 15 | | 578350 | |
| | F 32 | | 578464 | | TH 16 | | 578352 | |
| | F 16 45° (PR-2B) | Mini Z1 | 574550 | | TH 17 | | 578354 | |
| | F 20 45° (PR-2B) | Mini Z1 | 574552 | | TH 18 | | 578356 | |
| | F 26 45° (PR-2B) | Mini Z1 | 574554 | | TH 20 | | 578358 | |
| | F 32 45° (PR-2B) | Mini Z1 | 574556 | | TH 22 | | 578588 | |
| | Fz 40 | | 578478 | | TH 25 | | 578360 | |
| | H 16 | | 578400 | | TH 26 | | 578362 | |
| | H 20 | | 578406 | | TH 28 | | 578590 | |
| | H 26 | | 578410 | | TH 32 | | 578364 | |
| | H 32 | | 578412 | | TH 40 | | 578624 | |
| | U 16 | | 578374 | | TH 16 45° (PR-2B) | Mini Z1 | 574558 | |
| | U 20 | | 578378 | | TH 20 45° (PR-2B) | Mini Z1 | 574560 | |
| | C 26 | | 578392 | | TH 26 45° (PR-2B) | Mini Z1 | 574562 | |
| | U 32 | | 578382 | TH 32 45° (PR-2B) | Mini Z1 | 574564 | | |
| | U 40 | | 578386 | IPA THu | TH 16 | | 578352 | |
| | B 16 | | 578468 | IPANA Press | TH 20 | | 578358 | |
| | B 20 | | 578472 | | TH 26 | | 578362 | |
| | B 26 | | 578474 | | TH 32 | | 578364 | |
| | B 32 | | 578476 | | TH 40 | | 578624 | |
| | | | | | TH 16 45° (PR-2B) | Mini Z1 | 574558 | |
| | | | | | TH 20 45° (PR-2B) | Mini Z1 | 574560 | |
| | IDROTRADE Storm Multipinza | H 16 | | 578400 | IPALPEX (Industrie du Plastique et Accessoires) | TH 14 | | 578348 |
| | | H 20 | | 578406 | | TH 16 | | 578352 |
| | | H 26 | | 578410 | | TH 18 | | 578356 |
| | | H 32 | | 578412 | | TH 20 | | 578358 |
| | | TH 16 | | 578352 | | TH 26 | | 578362 |
| | | TH 20 | | 578358 | | TH 32 | | 578364 |
| | | TH 26 | | 578362 | | TH 40 | | 578624 |
| | | TH 32 | | 578364 | | TH 16 45° (PR-2B) | Mini Z1 | 574558 |
| THL 32 | | | 578368 | TH 20 45° (PR-2B) | Mini Z1 | 574560 | | |
| TH 40 | | | 578624 | TH 26 45° (PR-2B) | Mini Z1 | 574562 | | |
| TH 16 45° (PR-2B) | | Mini Z1 | 574558 | TH 32 45° (PR-2B) | Mini Z1 | 574564 | | |
| TH 20 45° (PR-2B) | | Mini Z1 | 574560 | IPLEX PIPELINES AUSTRALIA Iplex Pro-fit | K16/P18 | | 578592 | |
| TH 26 45° (PR-2B) | | Mini Z1 | 574562 | IPLEX PIPELINES AUSTRALIA Iplex K1 (Gas) ⁴⁾ | K/20 | | 578594 | |
| TH 32 45° (PR-2B) | | Mini Z1 | 574564 | | K/25 | | 578596 | |
| U 16 | | 578374 | K32 | | | 578598 | | |
| U 20 | | 578378 | K1/40 | | | 578600 | | |
| IDROTRADE StormPRES | M 15 | | 578312 | | IPLEX PIPELINES AUSTRALIA | K16/P18 | | 578592 |
| | M 18 | | 578314 | | K/20 | | 578594 | |
| | M 22 | | 578316 | K/25 | | 578596 | | |
| | M 28 | | 578318 | K32 | | 578598 | | |
| | M 35 | | 578390 | K1/40 | | 578600 | | |
| | M 15 45° (PR-2B) | Mini Z1 | 574522 | IPLEX PIPELINES AUSTRALIA | K/25 | | 578594 | |
| | M 18 45° (PR-2B) | Mini Z1 | 574524 | Iplex K2 | | | 578596 | |
| | M 22 45° (PR-2B) | Mini Z1 | 574526 | | | | | |

¹⁾ Only pressing tongs from designation "108" (1st quarter of 2008), "208" (2nd quarter of 2008) etc. can be used. The designation is stamped on every pressing jaw.

²⁾ For taking suitable pressing inserts.

³⁾ Only pressing tongs from designation "117" (1st quarter of 2017), "217" (2nd quarter of 2017) etc. can be used. The designation is stamped on every pressing jaw.

⁴⁾ Pressfitting systems for gas installations must only be pressed with REMS pressing tongs Mini/pressing rings which are highlighted in yellow.

Observe the national regulations.

The suitability of REMS pressing tools for pressfitting systems: Date 21.10.2021. For the updated situation regarding suitability status check our website:

www.rems.de > Downloads > Product catalogues, brochures > REMS Catalogue.

See page 172 for adapter tongs. Pressing tongs for additional pressfitting systems on request.

REMS pressing tongs Mini REMS pressing rings

Accessories for REMS radial presses 22 kN

| System | Pressing tongs / pressing rings | Driven by adapter tongs | Art.-No. |
|---|---------------------------------|-------------------------|----------|
| ISOTUBI NUMEPRESS | M 15 | | 578312 |
| | M 18 | | 578314 |
| | M 22 | | 578316 |
| | M 28 | | 578318 |
| | M 35 | | 578390 |
| | M 15 45° (PR-2B) | Mini Z1 | 574522 |
| | M 18 45° (PR-2B) | Mini Z1 | 574524 |
| | M 22 45° (PR-2B) | Mini Z1 | 574526 |
| | M 28 45° (PR-2B) | Mini Z1 | 574528 |
| | M 35 45° (PR-2B) | Mini Z1 | 574530 |
| IVAR ALPEX-GAS ⁴⁾ | B 20 | | 578472 |
| | B 26 | | 578474 |
| | B 32 | | 578476 |
| IVAR Ivar-Press | B 14 | | 578466 |
| | B 16 | | 578468 |
| | B 18 | | 578470 |
| | B 20 | | 578472 |
| | B 26 | | 578474 |
| | B 32 | | 578476 |
| | Fz 40 | | 578478 |
| IVAR MULTI PRESS GAS ⁴⁾ | TH 16 | | 578352 |
| | TH 20 | | 578358 |
| | TH 26 | | 578362 |
| | TH 32 | | 578364 |
| | B 16 | | 578468 |
| | B 20 | | 578472 |
| | B 26 | | 578474 |
| IVAR MULTI PRESS GAS ITALIA ⁴⁾ | TH 16 | | 578352 |
| | TH 20 | | 578358 |
| | TH 26 | | 578362 |
| | TH 32 | | 578364 |
| | H 16 | | 578400 |
| | H 20 | | 578406 |
| | H 26 | | 578410 |
| | H 32 | | 578412 |
| | U 16 | | 578374 |
| | U 20 | | 578378 |
| IVAR Multi Press MP | U 32 | | 578382 |
| | TH 16 | | 578352 |
| | TH 18 | | 578356 |
| | TH 20 | | 578358 |
| | TH 25 | | 578360 |
| | TH 26 | | 578362 |
| | TH 32 | | 578364 |
| | TH 40 | | 578624 |
| | TH 16 45° (PR-2B) | Mini Z1 | 574558 |
| | TH 20 45° (PR-2B) | Mini Z1 | 574560 |
| | TH 26 45° (PR-2B) | Mini Z1 | 574562 |
| | TH 32 45° (PR-2B) | Mini Z1 | 574564 |
| | F 16 | | 578456 |
| | F 18 | | 578458 |
| | F 20 | | 578460 |
| | F 26 | | 578462 |
| | F 32 | | 578464 |
| | Fz 40 | | 578478 |
| | F 16 45° (PR-2B) | Mini Z1 | 574550 |
| | F 20 45° (PR-2B) | Mini Z1 | 574552 |
| | F 26 45° (PR-2B) | Mini Z1 | 574554 |
| | F 32 45° (PR-2B) | Mini Z1 | 574556 |
| | H 16 | | 578400 |
| | H 18 | | 578404 |
| | H 20 | | 578406 |
| | H 25 | | 578408 |
| | H 26 | | 578410 |
| | H 32 | | 578412 |
| | U 16 | | 578374 |
| | U 18 | | 578376 |
| U 20 | | 578378 | |
| U 25 | | 578380 | |
| C 26 | | 578392 | |
| U 32 | | 578382 | |
| U 40 | | 578386 | |
| B 16 | | 578468 | |
| B 18 | | 578470 | |
| B 20 | | 578472 | |
| B 26 | | 578474 | |
| B 32 | | 578476 | |
| IVAR Multi Press Leak (MPL) | TH 16 | | 578352 |
| | TH 20 | | 578358 |
| | TH 26 | | 578362 |
| | TH 32 | | 578364 |
| | TH 16 45° (PR-2B) | Mini Z1 | 574558 |
| | TH 20 45° (PR-2B) | Mini Z1 | 574560 |
| | TH 26 45° (PR-2B) | Mini Z1 | 574562 |
| | TH 32 45° (PR-2B) | Mini Z1 | 574564 |
| | F 16 | | 578456 |
| | F 20 | | 578460 |
| | F 26 | | 578462 |
| | F 32 | | 578464 |
| | F 16 45° (PR-2B) | Mini Z1 | 574550 |
| | F 20 45° (PR-2B) | Mini Z1 | 574552 |
| | F 26 45° (PR-2B) | Mini Z1 | 574554 |
| | F 32 45° (PR-2B) | Mini Z1 | 574556 |
| | H 16 | | 578400 |
| | H 20 | | 578406 |
| | H 26 | | 578410 |
| | H 32 | | 578412 |
| | U 16 | | 578374 |
| | U 20 | | 578378 |
| | C 26 | | 578392 |
| | U 32 | | 578382 |
| | B 16 | | 578468 |
| | B 20 | | 578472 |
| B 26 | | 578474 | |
| B 32 | | 578476 | |

| System | Pressing tongs / pressing rings | Driven by adapter tongs | Art.-No. | |
|---|---------------------------------|-------------------------|----------|--------|
| IVAR Plastic Multi Press PMP | TH 16 | | 578352 | |
| | TH 20 | | 578358 | |
| | TH 25 | | 578360 | |
| | TH 26 | | 578362 | |
| | TH 32 | | 578364 | |
| | TH 16 45° (PR-2B) | Mini Z1 | 574558 | |
| | TH 20 45° (PR-2B) | Mini Z1 | 574560 | |
| | TH 26 45° (PR-2B) | Mini Z1 | 574562 | |
| | TH 32 45° (PR-2B) | Mini Z1 | 574564 | |
| | F 16 | | 578456 | |
| | F 20 | | 578460 | |
| | F 26 | | 578462 | |
| | F 32 | | 578464 | |
| | F 16 45° (PR-2B) | Mini Z1 | 574550 | |
| | F 20 45° (PR-2B) | Mini Z1 | 574552 | |
| | F 26 45° (PR-2B) | Mini Z1 | 574554 | |
| | F 32 45° (PR-2B) | Mini Z1 | 574556 | |
| | H 16 | | 578400 | |
| | H 20 | | 578406 | |
| | H 25 | | 578408 | |
| | H 26 | | 578410 | |
| | H 32 | | 578412 | |
| | U 16 | | 578374 | |
| U 20 | | 578378 | | |
| U 25 | | 578380 | | |
| C 26 | | 578392 | | |
| U 32 | | 578382 | | |
| B 16 | | 578468 | | |
| B 20 | | 578472 | | |
| B 26 | | 578474 | | |
| B 32 | | 578476 | | |
| IVAR Plastic Multi Press Leak (PMPL) | TH 16 | | 578352 | |
| | TH 20 | | 578358 | |
| | TH 26 | | 578362 | |
| | TH 32 | | 578364 | |
| | TH 16 45° (PR-2B) | Mini Z1 | 574558 | |
| | TH 20 45° (PR-2B) | Mini Z1 | 574560 | |
| | TH 26 45° (PR-2B) | Mini Z1 | 574562 | |
| | TH 32 45° (PR-2B) | Mini Z1 | 574564 | |
| | F 16 | | 578456 | |
| | F 20 | | 578460 | |
| IVT Edelstahl- Presssystem | F 26 | | 578462 | |
| | F 32 | | 578464 | |
| | Fz 40 | | 578478 | |
| | F 16 45° (PR-2B) | Mini Z1 | 574550 | |
| | F 20 45° (PR-2B) | Mini Z1 | 574552 | |
| | F 26 45° (PR-2B) | Mini Z1 | 574554 | |
| | F 32 45° (PR-2B) | Mini Z1 | 574556 | |
| | H 16 | | 578400 | |
| | H 18 | | 578404 | |
| | H 20 | | 578406 | |
| IVT PRIPRESS | H 25 | | 578408 | |
| | H 26 | | 578410 | |
| | H 32 | | 578412 | |
| | U 16 | | 578374 | |
| | U 18 | | 578376 | |
| | U 20 | | 578378 | |
| | U 25 | | 578380 | |
| | C 26 | | 578392 | |
| | U 32 | | 578382 | |
| | U 40 | | 578386 | |
| IVT Edelstahl- Presssystem | B 16 | | 578468 | |
| | B 18 | | 578470 | |
| | B 20 | | 578472 | |
| | B 26 | | 578474 | |
| | B 32 | | 578476 | |
| | M 15 | | 578312 | |
| | M 18 | | 578314 | |
| | M 22 | | 578316 | |
| | M 28 | | 578318 | |
| | M 35 | | 578390 | |
| IVT PRIPRESS | M 15 45° (PR-2B) | Mini Z1 | 574522 | |
| | M 18 45° (PR-2B) | Mini Z1 | 574524 | |
| | M 22 45° (PR-2B) | Mini Z1 | 574526 | |
| | M 28 45° (PR-2B) | Mini Z1 | 574528 | |
| | M 35 45° (PR-2B) | Mini Z1 | 574530 | |
| | TH 16 | | 578352 | |
| | TH 20 | | 578358 | |
| | TH 26 | | 578362 | |
| | TH 32 | | 578364 | |
| | TH 40 | | 578624 | |
| IVT PRIPRESS | TH 16 45° (PR-2B) | Mini Z1 | 574558 | |
| | TH 20 45° (PR-2B) | Mini Z1 | 574560 | |
| | TH 26 45° (PR-2B) | Mini Z1 | 574562 | |
| | TH 32 45° (PR-2B) | Mini Z1 | 574564 | |
| | J | | | |
| | Jäger - Aquatec Aquapress H | H 14 | | 578398 |
| | | H 16 | | 578400 |
| | | H 17 | | 578402 |
| | | H 18 | | 578404 |
| | | H 20 | | 578406 |
| H 26 | | | 578410 | |
| H 32 | | | 578412 | |
| U 40 | | | 578386 | |
| Jäger - Aquatec C-Stahl Press Typ M | M 15 | | 578312 | |
| | M 18 | | 578314 | |
| | M 22 | | 578316 | |
| | M 28 | | 578318 | |
| | M 35 | | 578390 | |
| | M 15 45° (PR-2B) | Mini Z1 | 574522 | |
| | M 18 45° (PR-2B) | Mini Z1 | 574524 | |
| | M 22 45° (PR-2B) | Mini Z1 | 574526 | |
| Jäger - Aquatec Edelstahl Press Typ M | M 28 45° (PR-2B) | Mini Z1 | 574528 | |
| | M 35 45° (PR-2B) | Mini Z1 | 574530 | |
| | M 15 | | 578312 | |
| | M 18 | | 578314 | |
| | M 22 | | 578316 | |
| | M 28 | | 578318 | |
| | M 35 | | 578390 | |
| | M 15 45° (PR-2B) | Mini Z1 | 574522 | |
| Jäger - Aquatec Kupfer Press Typ V | M 18 45° (PR-2B) | Mini Z1 | 574524 | |
| | M 22 45° (PR-2B) | Mini Z1 | 574526 | |
| | M 28 45° (PR-2B) | Mini Z1 | 574528 | |
| | M 35 45° (PR-2B) | Mini Z1 | 574530 | |
| | V 15 | | 578328 | |
| | V 18 | | 578332 | |
| | V 22 | | 578334 | |
| | V 28 | | 578336 | |
| Jäger - Aquatec Kupfer Press Typ V | V 35 | | 578604 | |
| | V 15 45° (PR-2B) | Mini Z1 | 574504 | |
| | V 18 45° (PR-2B) | Mini Z1 | 574506 | |
| | V 22 45° (PR-2B) | Mini Z1 | 574508 | |
| | V 28 45° (PR-2B) | Mini Z1 | 574510 | |
| | V 35 45° (PR-2B) | Mini Z1 | 574512 | |

| System | Pressing tongs / pressing rings | Driven by adapter tongs | Art.-No. | System | Pressing tongs / pressing rings | Driven by adapter tongs | Art.-No. |
|---------------------------------|------------------------------------|----------------------------|---------------------|---|------------------------------------|----------------------------|----------|
| Jansen AG JANSEN prima | TH 14 | | 578348 | KE KELIT steelFIX Edelstahl | M 15 | | 578312 |
| | TH 16 | | 578352 | | M 18 | | 578314 |
| | TH 20 | | 578358 | | M 22 | | 578316 |
| | TH 26 | | 578362 | | M 28 | | 578318 |
| | TH 32 | | 578364 | | M 35 | | 578390 |
| Jaraflex- Presssystem | TH 40 | | 578624 | M 15 45° (PR-2B) | Mini Z1 | 574522 | |
| | TH 14 | | 578348 | M 18 45° (PR-2B) | Mini Z1 | 574524 | |
| | TH 16 | | 578352 | M 22 45° (PR-2B) | Mini Z1 | 574526 | |
| | TH 17 | | 578354 | M 28 45° (PR-2B) | Mini Z1 | 574528 | |
| | TH 18 | | 578356 | M 35 45° (PR-2B) | Mini Z1 | 574530 | |
| | TH 20 | | 578358 | KEMBLA KemPress (AUS) | VAU 15 (OD 12,7 mm) | | 578630 |
| | TH 25 | | 578360 | VAU 20 (OD 19,1 mm) | | 578632 | |
| | TH 26 | | 578362 | VAU 25 (OD 25,4 mm) | | 578634 | |
| | TH 32 | | 578364 | VAU 32 (OD 31,8 mm) | | 578636 | |
| | TH 40 | | 578624 | KEMBLA KemPress Gas (AUS) ¹⁾ | VAU 15 (OD 12,7 mm) | | 578630 |
| | TH 16 45° (PR-2B) | Mini Z1 | 574558 | VAU 20 (OD 19,1 mm) | | 578632 | |
| | TH 20 45° (PR-2B) | Mini Z1 | 574560 | VAU 25 (OD 25,4 mm) | | 578634 | |
| TH 26 45° (PR-2B) | Mini Z1 | 574562 | VAU 32 (OD 31,8 mm) | | 578636 | | |
| TH 32 45° (PR-2B) | Mini Z1 | 574564 | KISAN | KI 16 | | 578524 | |
| JUNGWOO JWPress | VUS ½" (OD 15,9 mm) | | 578566 | Kisan KD | KI 20 | 578526 | |
| | VUS ¾" (OD 22,2 mm) | | 578568 | KI 25 | | 578528 | |
| | VUS 1" (OD 28,6 mm) | | 578570 | TH 16 | | 578352 | |
| | VUS 1¼" (OD 34,9 mm) | | 578606 | TH 20 | | 578358 | |
| | | | | TH 25 | | 578360 | |
| | | | | TH 16 45° (PR-2B) | Mini Z1 | 574558 | |
| | | | | TH 20 45° (PR-2B) | Mini Z1 | 574560 | |
| K | | | | | | | |
| KAN KAN-therm Press | U 16 | | 578374 | KISAN | KI 16 | 578524 | |
| | U 20 | | 578378 | Kisan WL | KI 20 | 578526 | |
| | U 25 | | 578380 | KI 25 | | 578528 | |
| | C 26 | | 578392 | KI 32 | | 578530 | |
| | U 32 | | 578382 | TH 16 | | 578352 | |
| U 40 | | 578386 | TH 20 | | 578358 | | |
| KAN KAN-therm Press LBP | TH 14 | | 578348 | TH 25 | | 578360 | |
| | TH 16 | | 578352 | TH 32 | | 578364 | |
| | TH 20 | | 578358 | TH 32 | | 578364 | |
| | TH 25 | | 578360 | TH 16 45° (PR-2B) | Mini Z1 | 574558 | |
| | TH 26 | | 578362 | TH 20 45° (PR-2B) | Mini Z1 | 574560 | |
| | TH 32 | | 578364 | TH 32 45° (PR-2B) | Mini Z1 | 574564 | |
| | TH 40 | | 578624 | KISAN | KI 16 | 578524 | |
| | TH 16 45° (PR-2B) | Mini Z1 | 574558 | Kisan WM | KI 20 | 578526 | |
| | TH 20 45° (PR-2B) | Mini Z1 | 574560 | KI 25 | | 578528 | |
| | TH 26 45° (PR-2B) | Mini Z1 | 574562 | KI 32 | | 578530 | |
| | TH 32 45° (PR-2B) | Mini Z1 | 574564 | KISAN | U 20 | 578378 | |
| | U 14 | | 578372 | Kisan WR | U 25 | 578380 | |
| U 16 | | 578374 | U 32 | | 578382 | | |
| U 20 | | 578378 | U 40 | | 578386 | | |
| U 25 | | 578380 | TH 20 | | 578358 | | |
| C 26 | | 578392 | TH 25 | | 578360 | | |
| U 32 | | 578382 | TH 32 | | 578364 | | |
| U 40 | | 578386 | TH 40 | | 578624 | | |
| KAN KAN-therm Inox | M 12 | | 578310 | TH 20 45° (PR-2B) | Mini Z1 | 574560 | |
| | M 15 | | 578312 | TH 32 45° (PR-2B) | Mini Z1 | 574564 | |
| | M 18 ¹⁾ | | 578314 | KISAN | M 15 | 578312 | |
| | M 22 | | 578316 | Kistal C | M 18 | 578314 | |
| | M 28 ¹⁾ | | 578318 | M 22 | | 578316 | |
| | M 35 | | 578390 | M 28 | | 578318 | |
| | M 12 45° (PR-2B) | Mini Z1 | 574520 | M 35 | | 578390 | |
| | M 15 45° (PR-2B) | Mini Z1 | 574522 | M 15 45° (PR-2B) | Mini Z1 | 574522 | |
| | M 18 45° (PR-2B) | Mini Z1 | 574524 | M 18 45° (PR-2B) | Mini Z1 | 574524 | |
| | M 22 45° (PR-2B) | Mini Z1 | 574526 | M 22 45° (PR-2B) | Mini Z1 | 574526 | |
| | M 28 45° (PR-2B) | Mini Z1 | 574528 | M 28 45° (PR-2B) | Mini Z1 | 574528 | |
| | M 35 45° (PR-2B) | Mini Z1 | 574530 | M 35 45° (PR-2B) | Mini Z1 | 574530 | |
| KAN KAN-therm Steel | M 12 | | 578310 | KISAN | M 15 | 578312 | |
| | M 15 | | 578312 | Kistal Inox | M 18 | 578314 | |
| | M 18 ¹⁾ | | 578314 | M 22 | | 578316 | |
| | M 22 | | 578316 | M 28 | | 578318 | |
| | M 28 ¹⁾ | | 578318 | M 35 | | 578390 | |
| | M 35 | | 578390 | M 15 45° (PR-2B) | Mini Z1 | 574522 | |
| | M 12 45° (PR-2B) | Mini Z1 | 574520 | M 18 45° (PR-2B) | Mini Z1 | 574524 | |
| | M 15 45° (PR-2B) | Mini Z1 | 574522 | M 22 45° (PR-2B) | Mini Z1 | 574526 | |
| | M 18 45° (PR-2B) | Mini Z1 | 574524 | M 28 45° (PR-2B) | Mini Z1 | 574528 | |
| | M 22 45° (PR-2B) | Mini Z1 | 574526 | M 35 45° (PR-2B) | Mini Z1 | 574530 | |
| | M 28 45° (PR-2B) | Mini Z1 | 574528 | | | | |
| | M 35 45° (PR-2B) | Mini Z1 | 574530 | | | | |
| KE KELIT KELIT KELOX | U 16 | | 578374 | LEGENDO-PRESS press fitting system | VUS ½" (OD 15,9 mm) | | 578566 |
| | U 18 | | 578376 | VUS ¾" (OD 22,2 mm) | | 578568 | |
| | U 20 | | 578378 | VUS 1" (OD 28,6 mm) | | 578570 | |
| | U 25 | | 578380 | VUS 1¼" (OD 34,9 mm) | | 578606 | |
| | U 32 | | 578382 | LK Systems | V 12 | | 578324 |
| | U 40 | | 578386 | LK >B-Press | V 15 | | 578328 |
| KE KELIT COPPERFIX Kupfer | M 15 | | 578312 | V 18 | | 578332 | |
| | M 18 | | 578314 | V 22 | | 578334 | |
| | M 22 | | 578316 | V 28 | | 578336 | |
| | M 28 | | 578318 | V 35 | | 578604 | |
| | M 35 | | 578390 | V 12 45° (PR-2B) | Mini Z1 | 574502 | |
| | M 15 45° (PR-2B) | Mini Z1 | 574522 | V 15 45° (PR-2B) | Mini Z1 | 574504 | |
| | M 18 45° (PR-2B) | Mini Z1 | 574524 | V 18 45° (PR-2B) | Mini Z1 | 574506 | |
| | M 22 45° (PR-2B) | Mini Z1 | 574526 | V 22 45° (PR-2B) | Mini Z1 | 574508 | |
| | M 28 45° (PR-2B) | Mini Z1 | 574528 | V 28 45° (PR-2B) | Mini Z1 | 574510 | |
| | M 35 45° (PR-2B) | Mini Z1 | 574530 | V 35 45° (PR-2B) | Mini Z1 | 574512 | |
| KE KELIT steelFIX C-Stahl | M 15 | | 578312 | LK Systems | V 12 | | 578324 |
| | M 18 | | 578314 | LK >B-Press | V 15 | | 578328 |
| | M 22 | | 578316 | Elförozinkat | V 18 | | 578332 |
| | M 28 | | 578318 | V 22 | | 578334 | |
| | M 35 | | 578390 | V 28 | | 578336 | |
| | M 15 45° (PR-2B) | Mini Z1 | 574522 | V 35 | | 578604 | |
| | M 18 45° (PR-2B) | Mini Z1 | 574524 | V 12 45° (PR-2B) | Mini Z1 | 574502 | |
| | M 22 45° (PR-2B) | Mini Z1 | 574526 | V 15 45° (PR-2B) | Mini Z1 | 574504 | |
| | M 28 45° (PR-2B) | Mini Z1 | 574528 | V 18 45° (PR-2B) | Mini Z1 | 574506 | |
| | M 35 45° (PR-2B) | Mini Z1 | 574530 | V 22 45° (PR-2B) | Mini Z1 | 574508 | |
| | | | V 28 45° (PR-2B) | Mini Z1 | 574510 | | |
| | | | V 35 45° (PR-2B) | Mini Z1 | 574512 | | |

¹⁾ Only pressing tongs from designation "108" (1st quarter of 2008), "208" (2nd quarter of 2008) etc. can be used. The designation is stamped on every pressing jaw.

²⁾ For taking suitable pressing inserts.

³⁾ Only pressing tongs from designation "117" (1st quarter of 2017), "217" (2nd quarter of 2017) etc. can be used. The designation is stamped on every pressing jaw.

⁴⁾ Pressfitting systems for gas installations must only be pressed with REMS pressing tongs Mini/pressing rings which are highlighted in yellow. Observe the national regulations.

| System | Pressing tongs / pressing rings | Driven by adapter tongs | Art.-No. | |
|---|----------------------------------|-------------------------|----------|--------|
| LK Systems LK >B-Press Gas ^d | V 15 | | 578328 | |
| | V 18 | | 578332 | |
| | V 22 | | 578334 | |
| | V 28 | | 578336 | |
| | V 35 | | 578604 | |
| | V 15 45° (PR-2B) | Mini Z1 | 574504 | |
| | V 18 45° (PR-2B) | Mini Z1 | 574506 | |
| | V 22 45° (PR-2B) | Mini Z1 | 574508 | |
| LK Systems LK Universal | TH 16 | | 578352 | |
| | TH 20 | | 578358 | |
| | TH 25 | | 578360 | |
| | TH 32 | | 578364 | |
| | TH 40 | | 578624 | |
| LVI-DAHL Altech-Alupex | U 16 | | 578374 | |
| | U 20 | | 578378 | |
| | U 25 | | 578380 | |
| | U 32 | | 578382 | |
| M | | | | |
| MAINCOR MAINPRESS | U 16 | | 578374 | |
| | U 20 | | 578378 | |
| | U 25 | | 578380 | |
| | U 32 | | 578382 | |
| | U 40 | | 578386 | |
| MAINCOR MAINFLOR | U 16 | | 578374 | |
| | U 20 | | 578378 | |
| Mair Heizechnik M-Press | H 11,5 | | 578394 | |
| | TH 16 | | 578352 | |
| | TH 20 | | 578358 | |
| | TH 26 | | 578362 | |
| | TH 32 | | 578364 | |
| | TH 40 | | 578624 | |
| | TH 16 45° (PR-2B) | Mini Z1 | 574558 | |
| | TH 20 45° (PR-2B) | Mini Z1 | 574560 | |
| | TH 26 45° (PR-2B) | Mini Z1 | 574562 | |
| | TH 32 45° (PR-2B) | Mini Z1 | 574564 | |
| Ma.s.ter System PRESSMASTER | TH 14 | | 578348 | |
| | TH 16 | | 578352 | |
| | TH 18 | | 578356 | |
| | TH 20 | | 578358 | |
| | TH 25 | | 578360 | |
| | TH 26 | | 578362 | |
| | TH 32 | | 578364 | |
| | TH 40 | | 578624 | |
| | TH 16 45° (PR-2B) | Mini Z1 | 574558 | |
| | TH 20 45° (PR-2B) | Mini Z1 | 574560 | |
| | TH 26 45° (PR-2B) | Mini Z1 | 574562 | |
| | TH 32 45° (PR-2B) | Mini Z1 | 574564 | |
| | H 14 | | 578398 | |
| | H 16 | | 578400 | |
| | H 18 | | 578404 | |
| | H 20 | | 578406 | |
| | H 26 | | 578410 | |
| H 32 | | 578412 | | |
| U 14 | | 578372 | | |
| U 16 | | 578374 | | |
| U 18 | | 578376 | | |
| U 20 | | 578378 | | |
| U 25 | | 578380 | | |
| U 32 | | 578382 | | |
| U 40 | | 578386 | | |
| Meier Tobler Metalplast - Stramax | U 16 | | 578374 | |
| | U 18 | | 578376 | |
| | U 20 | | 578378 | |
| | U 25 | | 578380 | |
| | U 32 | | 578382 | |
| METALGRUP Permatubo | U 16 | | 578374 | |
| | U 18 | | 578376 | |
| | U 20 | | 578378 | |
| | U 25 | | 578380 | |
| | U 32 | | 578382 | |
| | U 40 | | 578386 | |
| | METALGRUP PexGroup | Rfz 16 | | 578492 |
| Rfz 20 | | | 578494 | |
| Rfz 25 | | | 578496 | |
| Rfz 32 | | | 578498 | |
| METALGRUP MultiGrup | | U 16 | | 578374 |
| | U 18 | | 578376 | |
| | U 20 | | 578378 | |
| | U 25 | | 578380 | |
| | U 32 | | 578382 | |
| | U 40 | | 578386 | |
| Mueller Industries StreamLine PRS | VUS ½" (OD 15,9 mm) | | 578566 | |
| | VUS ¾" (OD 22,2 mm) | | 578568 | |
| | VUS 1" (OD 28,6 mm) | | 578570 | |
| | VUS 1¼" (OD 34,9 mm) | | 578606 | |
| MULTITHERM PRESSSYSTEM | TH 16 | | 578352 | |
| | TH 20 | | 578358 | |
| | TH 26 | | 578362 | |
| | TH 32 | | 578364 | |
| | TH 40 | | 578624 | |
| | TH 16 45° (PR-2B) | Mini Z1 | 574558 | |
| | TH 20 45° (PR-2B) | Mini Z1 | 574560 | |
| | TH 26 45° (PR-2B) | Mini Z1 | 574562 | |
| | TH 32 45° (PR-2B) | Mini Z1 | 574564 | |
| | Multicapas Industrial AIS PEX | Rfz 16 | | 578492 |
| | | Rfz 20 | | 578494 |
| Rfz 25 | | | 578496 | |
| Rfz 32 | | | 578498 | |
| U 16 | | | 578374 | |
| U 20 | | | 578378 | |
| U 25 | | | 578380 | |
| U 32 | | | 578382 | |
| U 40 | | | 578386 | |

| System | Pressing tongs / pressing rings | Driven by adapter tongs | Art.-No. | |
|--|---|-------------------------|----------|--------|
| Multicapas Industrial AIS XPRT | H 16 | | 578400 | |
| | H 20 | | 578406 | |
| | H 25 | | 578408 | |
| | H 26 | | 578410 | |
| | H 32 | | 578412 | |
| | Rfz 16 | | 578492 | |
| | Rfz 20 | | 578494 | |
| | Rfz 25 | | 578496 | |
| | Rfz 32 | | 578498 | |
| | TH 16 | | 578352 | |
| | TH 20 | | 578358 | |
| | TH 25 | | 578360 | |
| | TH 26 | | 578362 | |
| | TH 32 | | 578364 | |
| | TH 40 | | 578624 | |
| | TH 16 45° (PR-2B) | Mini Z1 | 574558 | |
| | TH 20 45° (PR-2B) | Mini Z1 | 574560 | |
| TH 26 45° (PR-2B) | Mini Z1 | 574562 | | |
| TH 32 45° (PR-2B) | Mini Z1 | 574564 | | |
| U 16 | | 578374 | | |
| U 20 | | 578378 | | |
| U 25 | | 578380 | | |
| U 32 | | 578382 | | |
| U 40 | | 578386 | | |
| Multicapas Industrial multitubo systems MC | U 16 | | 578374 | |
| | U 18 | | 578376 | |
| | U 20 | | 578378 | |
| | U 25 | | 578380 | |
| | U 32 | | 578382 | |
| | U 40 | | 578386 | |
| | Multicapas Industrial multitubo systems MM | H 16 | | 578400 |
| | | H 20 | | 578406 |
| H 25 | | | 578408 | |
| H 26 | | | 578410 | |
| H 32 | | | 578412 | |
| Rfz 16 | | | 578492 | |
| Rfz 20 | | | 578494 | |
| Rfz 25 | | | 578496 | |
| Rfz 32 | | | 578498 | |
| TH 16 | | | 578352 | |
| TH 20 | | | 578358 | |
| TH 25 | | | 578360 | |
| TH 26 | | | 578362 | |
| TH 32 | | | 578364 | |
| TH 40 | | | 578624 | |
| TH 16 45° (PR-2B) | | Mini Z1 | 574558 | |
| TH 20 45° (PR-2B) | | Mini Z1 | 574560 | |
| TH 26 45° (PR-2B) | | Mini Z1 | 574562 | |
| TH 32 45° (PR-2B) | Mini Z1 | 574564 | | |
| U 16 | | 578374 | | |
| U 20 | | 578378 | | |
| U 25 | | 578380 | | |
| U 32 | | 578382 | | |
| U 40 | | 578386 | | |
| N | | | | |
| NEUTHERM MEKUPRESS-HT | H 16 | | 578400 | |
| | H 20 | | 578406 | |
| | H 26 | | 578410 | |
| | H 32 | | 578412 | |
| | NIBCO (USA) Press System Copper | VUS ½" (OD 15,9 mm) | | 578566 |
| VUS ¾" (OD 22,2 mm) | | | 578568 | |
| VUS 1" (OD 28,6 mm) | | | 578570 | |
| VUS 1¼" (OD 34,9 mm) | | | 578606 | |
| NICOLL FLUXO | | TH 16 | | 578352 |
| | TH 20 | | 578358 | |
| | TH 25 | | 578360 | |
| | TH 26 | | 578362 | |
| | TH 32 | | 578364 | |
| | TH 40 | | 578624 | |
| | TH 16 45° (PR-2B) | Mini Z1 | 574558 | |
| | TH 20 45° (PR-2B) | Mini Z1 | 574560 | |
| | TH 26 45° (PR-2B) | Mini Z1 | 574562 | |
| | TH 32 45° (PR-2B) | Mini Z1 | 574564 | |
| | NUPI Industrie Italiane Multinupi | B 16 | | 578468 |
| | | B 18 | | 578470 |
| | | B 20 | | 578472 |
| B 26 | | | 578474 | |
| B 32 | | | 578476 | |
| F 16 | | | 578456 | |
| F 18 | | | 578458 | |
| F 20 | | | 578460 | |
| F 26 | | | 578462 | |
| F 32 | | | 578464 | |
| F 16 45° (PR-2B) | | Mini Z1 | 574550 | |
| F 20 45° (PR-2B) | | Mini Z1 | 574552 | |
| F 26 45° (PR-2B) | | Mini Z1 | 574554 | |
| F 32 45° (PR-2B) | | Mini Z1 | 574556 | |
| Nussbaum Optifitt-Press Nussbaum Optiflex-Flowpress | | H 16 | | 578400 |
| | H 18 | | 578404 | |
| | H 20 | | 578406 | |
| | H 25 | | 578408 | |
| | H 26 | | 578410 | |
| | H 32 | | 578412 | |
| | TH 16 | | 578352 | |
| | TH 18 | | 578354 | |
| | TH 20 | | 578356 | |
| | TH 25 | | 578358 | |
| | TH 26 | | 578360 | |
| | TH 32 | | 578362 | |
| | TH 40 | | 578364 | |
| | TH 16 45° (PR-2B) | Mini Z1 | 574558 | |
| | TH 20 45° (PR-2B) | Mini Z1 | 574560 | |
| | TH 26 45° (PR-2B) | Mini Z1 | 574562 | |
| | TH 32 45° (PR-2B) | Mini Z1 | 574564 | |
| | U 14 | | 578372 | |
| | U 16 | | 578374 | |
| | U 18 | | 578376 | |
| | U 20 | | 578378 | |
| U 25 | | 578380 | | |
| C 26 | | 578392 | | |
| U 32 | | 578382 | | |
| U 40 | | 578386 | | |
| VMP ¾" (OD 17,2 mm) | | 578660 | | |
| VMP ½" (OD 21,3 mm) | | 578662 | | |
| VRX 16 | | 578640 | | |
| VRX 20 | | 578642 | | |
| VRX 25 | | 578644 | | |
| VRX 32 | | 578646 | | |

REMS pressing tongs Mini

REMS pressing rings

Accessories for REMS radial presses 22 kN

| System | Pressing tongs / pressing rings | Driven by adapter tongs | Art.-No. |
|-----------------------------|---------------------------------|-------------------------|----------|
| Nussbaum | V 15 | | 578328 |
| Optipress | V 18 | | 578332 |
| Aquaplus | V 22 | | 578334 |
| | V 28 | | 578336 |
| | V 35 | | 578604 |
| | V 15 45° (PR-2B) | Mini Z1 | 574504 |
| | V 18 45° (PR-2B) | Mini Z1 | 574506 |
| | V 22 45° (PR-2B) | Mini Z1 | 574508 |
| | V 28 45° (PR-2B) | Mini Z1 | 574510 |
| | V 35 45° (PR-2B) | Mini Z1 | 574512 |
| Nussbaum | V 15 | | 578328 |
| Optipress Gaz ⁴⁾ | V 18 | | 578332 |
| | V 22 | | 578334 |
| | V 28 | | 578336 |
| | V 35 | | 578604 |
| | V 15 45° (PR-2B) | Mini Z1 | 574504 |
| | V 18 45° (PR-2B) | Mini Z1 | 574506 |
| | V 22 45° (PR-2B) | Mini Z1 | 574508 |
| | V 28 45° (PR-2B) | Mini Z1 | 574510 |
| | V 35 45° (PR-2B) | Mini Z1 | 574512 |
| Nussbaum | V 15 | | 578328 |
| Optipress-Therm | V 18 | | 578332 |
| | V 22 | | 578334 |
| | V 28 | | 578336 |
| | V 35 | | 578604 |
| | V 15 45° (PR-2B) | Mini Z1 | 574504 |
| | V 18 45° (PR-2B) | Mini Z1 | 574506 |
| | V 22 45° (PR-2B) | Mini Z1 | 574508 |
| | V 28 45° (PR-2B) | Mini Z1 | 574510 |
| | V 35 45° (PR-2B) | Mini Z1 | 574512 |
| O | | | |
| Oventrop | H 16 A | | 578420 |
| Cofit P | H 20 A | | 578426 |
| | H 26 A | | 578430 |
| | H 32 A | | 578432 |
| Oventrop | H 16 A | | 578420 |
| Cofit PD | H 20 A | | 578426 |
| | H 26 A | | 578430 |
| Oventrop | H 16 A | | 578420 |
| Cofit PDK | H 20 A | | 578426 |
| Oventrop | H 16 A | | 578420 |
| Cofit PD-HT | H 20 A | | 578426 |
| | H 32 A | | 578432 |
| Oventrop | H 16 A | | 578420 |
| Cofit PDK-HT | H 20 A | | 578426 |
| P | | | |
| PBTub | RFz 12 | | 578490 |
| SERTIPRESS | RFz 16 | | 578492 |
| | RFz 20 | | 578494 |
| | RFz 25 | | 578496 |
| PBTub | M 15 | | 578312 |
| SERTI-STEEL ¹⁾ | M 18 | | 578314 |
| | M 22 | | 578316 |
| | M 28 | | 578318 |
| | M 15 45° (PR-2B) | Mini Z1 | 574522 |
| | M 18 45° (PR-2B) | Mini Z1 | 574524 |
| | M 22 45° (PR-2B) | Mini Z1 | 574526 |
| | M 28 45° (PR-2B) | Mini Z1 | 574528 |
| Pegler Yorkshire | M 12 | | 578310 |
| XPress Carbon | M 15 | | 578312 |
| | M 18 ¹⁾ | | 578314 |
| | M 22 | | 578316 |
| | M 28 ¹⁾ | | 578318 |
| | M 35 | | 578390 |
| | M 12 45° (PR-2B) | Mini Z1 | 574520 |
| | M 15 45° (PR-2B) | Mini Z1 | 574522 |
| | M 18 45° (PR-2B) | Mini Z1 | 574524 |
| | M 22 45° (PR-2B) | Mini Z1 | 574526 |
| | M 28 45° (PR-2B) | Mini Z1 | 574528 |
| | M 35 45° (PR-2B) | Mini Z1 | 574530 |
| Pegler Yorkshire | M 12 | | 578310 |
| XPress Copper | M 15 | | 578312 |
| | M 18 ¹⁾ | | 578314 |
| | M 22 | | 578316 |
| | M 28 ¹⁾ | | 578318 |
| | M 35 | | 578390 |
| | M 12 45° (PR-2B) | Mini Z1 | 574520 |
| | M 15 45° (PR-2B) | Mini Z1 | 574522 |
| | M 18 45° (PR-2B) | Mini Z1 | 574524 |
| | M 22 45° (PR-2B) | Mini Z1 | 574526 |
| | M 28 45° (PR-2B) | Mini Z1 | 574528 |
| | M 35 45° (PR-2B) | Mini Z1 | 574530 |
| Pegler Yorkshire | M 15 | | 578312 |
| XPress Copper | M 18 ¹⁾ | | 578314 |
| Gas ⁴⁾ | M 22 | | 578316 |
| | M 28 ¹⁾ | | 578318 |
| | M 35 | | 578390 |
| Pegler Yorkshire | M 15 | | 578312 |
| XPress | M 18 ¹⁾ | | 578314 |
| Stainless | M 22 | | 578316 |
| | M 28 ¹⁾ | | 578318 |
| | M 35 | | 578390 |
| | M 15 45° (PR-2B) | Mini Z1 | 574522 |
| | M 18 45° (PR-2B) | Mini Z1 | 574524 |
| | M 22 45° (PR-2B) | Mini Z1 | 574526 |
| | M 28 45° (PR-2B) | Mini Z1 | 574528 |
| | M 35 45° (PR-2B) | Mini Z1 | 574530 |
| Pegler Yorkshire | M 15 | | 578312 |
| XPress | M 18 ¹⁾ | | 578314 |
| Stainless | M 22 | | 578316 |
| Gas ⁴⁾ | M 28 ¹⁾ | | 578318 |
| | M 35 | | 578390 |

| System | Pressing tongs / pressing rings | Driven by adapter tongs | Art.-No. |
|---------------------------------|---------------------------------|-------------------------|----------|
| PERFEXIM | U 16 | | 578374 |
| PERFEKT | U 20 | | 578378 |
| SYSTEM | U 25 | | 578380 |
| | U 32 | | 578382 |
| PERFILTUBO | U 16 | | 578374 |
| PERFILALUPEX | U 18 | | 578376 |
| | U 20 | | 578378 |
| | U 25 | | 578380 |
| | U 32 | | 578382 |
| | U 40 | | 578386 |
| PERFILTUBO | M 15 | | 578312 |
| PERFILPRESS | M 18 | | 578314 |
| | M 22 | | 578316 |
| | M 28 | | 578318 |
| | M 35 | | 578390 |
| | M 15 45° (PR-2B) | Mini Z1 | 574522 |
| | M 18 45° (PR-2B) | Mini Z1 | 574524 |
| | M 22 45° (PR-2B) | Mini Z1 | 574526 |
| | M 28 45° (PR-2B) | Mini Z1 | 574528 |
| | M 35 45° (PR-2B) | Mini Z1 | 574530 |
| PEXTUBE | RFz 16 | | 578492 |
| Pextube | RFz 20 | | 578494 |
| | RFz 25 | | 578496 |
| | RFz 32 | | 578498 |
| Pipelife | M 15 | | 578312 |
| C-PRESS | M 18 | | 578314 |
| | M 22 | | 578316 |
| | M 28 | | 578318 |
| | M 35 | | 578390 |
| | M 15 45° (PR-2B) | Mini Z1 | 574522 |
| | M 18 45° (PR-2B) | Mini Z1 | 574524 |
| | M 22 45° (PR-2B) | Mini Z1 | 574526 |
| | M 28 45° (PR-2B) | Mini Z1 | 574528 |
| | M 35 45° (PR-2B) | Mini Z1 | 574530 |
| Pipelife | TH 16 | | 578352 |
| RADOPRESS | TH 18 | | 578356 |
| | TH 20 | | 578358 |
| | TH 26 | | 578362 |
| | TH 32 | | 578364 |
| | TH 40 | | 578624 |
| | TH 16 45° (PR-2B) | Mini Z1 | 574558 |
| | TH 20 45° (PR-2B) | Mini Z1 | 574560 |
| | TH 26 45° (PR-2B) | Mini Z1 | 574562 |
| | TH 32 45° (PR-2B) | Mini Z1 | 574564 |
| Pipetec Connect | TH 16 | | 578352 |
| | TH 20 | | 578358 |
| | TH 26 | | 578362 |
| | TH 32 | | 578364 |
| | TH 40 | | 578624 |
| | TH 16 45° (PR-2B) | Mini Z1 | 574558 |
| | TH 20 45° (PR-2B) | Mini Z1 | 574560 |
| | TH 26 45° (PR-2B) | Mini Z1 | 574562 |
| | TH 32 45° (PR-2B) | Mini Z1 | 574564 |
| | U 16 | | 578374 |
| | U 20 | | 578378 |
| | U 25 | | 578380 |
| | U 32 | | 578382 |
| PLASTICA ALFA | TH 16 | | 578352 |
| Multiplex | TH 20 | | 578358 |
| | TH 26 | | 578362 |
| | TH 32 | | 578364 |
| PLASTICA ALFA | TH 16 | | 578352 |
| Multiplex | TH 20 | | 578358 |
| Air | TH 26 | | 578362 |
| | TH 32 | | 578364 |
| PLASTICA ALFA | TH 16 | | 578352 |
| Multiplexalfa Gas ⁴⁾ | TH 20 | | 578358 |
| | TH 26 | | 578362 |
| PLASTICA ALFA | TH 16 | | 578352 |
| Multiplexalfa Gas | TH 20 | | 578358 |
| protek ⁴⁾ | TH 26 | | 578362 |
| PLASTICA ALFA | TH 16 | | 578352 |
| Multiplex | TH 20 | | 578358 |
| Plus | TH 26 | | 578362 |
| | TH 32 | | 578364 |
| PLASTICA ALFA | TH 16 | | 578352 |
| Multiplex | TH 20 | | 578358 |
| Thermo | TH 26 | | 578362 |
| | TH 32 | | 578364 |
| PLASTICA ALFA | TH 16 | | 578352 |
| Multiplex | TH 20 | | 578358 |
| Thermo Plus | TH 26 | | 578362 |
| | TH 32 | | 578364 |
| PLASTICOS | U 16 | | 578374 |
| FERRO | U 20 | | 578378 |
| FERROPLAST | U 25 | | 578380 |
| GPF MULT | U 32 | | 578382 |
| Pressfitting | | | |
| MULTICAPA | | | |
| PLASTICOS | U 16 | | 578374 |
| FERRO | U 20 | | 578378 |
| FERROPLAST | U 25 | | 578380 |
| GPF PPSU | U 32 | | 578382 |
| Pressfitting PEX | | | |
| y MULTICAPA | | | |
| PLASTICOS | RFz 16 | | 578492 |
| FERRO | RFz 20 | | 578494 |
| FERROPLAST | RFz 25 | | 578496 |
| GPF PRESS | RFz 32 | | 578498 |
| Pressfitting PEX | | | |
| PLUMBING PLUS | K16/P18 | | 578592 |
| EZIPEX Crimp | K/20 | | 578594 |
| (AUS) | K/25 | | 578596 |
| | K/32 | | 578598 |
| | K1/40 | | 578600 |

¹⁾ Only pressing tongs from designation "108" (1st quarter of 2008), "208" (2nd quarter of 2008) etc. can be used. The designation is stamped on every pressing jaw.

²⁾ For taking suitable pressing inserts.

³⁾ Only pressing tongs from designation "117" (1st quarter of 2017), "217" (2nd quarter of 2017) etc. can be used. The designation is stamped on every pressing jaw.

⁴⁾ Pressfitting systems for gas installations must only be pressed with REMS pressing tongs Mini/pressing rings which are highlighted in yellow. Observe the national regulations.

The suitability of REMS pressing tools for pressfitting systems: Date 21.10.2021. For the updated situation regarding suitability status check our website:

www.rems.de > Downloads > Product catalogues, brochures > REMS Catalogue.

See page 172 for adapter tongs. Pressing tongs for additional pressfitting systems on request.

REMS pressing tongs Mini

REMS pressing rings

Accessories for REMS radial presses 22 kN

| System | Pressing tongs / pressing rings | Driven by adapter tongs | Art.-No. |
|---|---------------------------------|-------------------------|----------|
| PLUMBING PLUS EZIPEX Gas (AUS) ¹⁾ | K16/P18 | | 578592 |
| | K20 | | 578594 |
| | K25 | | 578596 |
| | K32 | | 578598 |
| | K1/40 | | 578600 |
| PLUMBING PLUS UNIPEX Water & Gas (AUS) (AUS) ¹⁾ | Yz 16 UNI | | 578740 |
| | Yz 20 UNI | | 578742 |
| | Yz 25 UNI | | 578744 |
| | Yz 32 UNI | | 578746 |
| PLUMBING PLUS EZIPRESS Gas (AUS) ¹⁾ | VAU 15 (OD 12,7 mm) | | 578630 |
| | VAU 20 (OD 19,1 mm) | | 578632 |
| | VAU 25 (OD 25,4 mm) | | 578634 |
| | VAU 32 (OD 31,8 mm) | | 578636 |
| | VAU 15 45° (PR-2B) (OD 12,7 mm) | Mini Z1 | 574540 |
| | VAU 20 45° (PR-2B) (OD 19,1 mm) | Mini Z1 | 574542 |
| VAU 25 45° (PR-2B) (OD 25,4 mm) | Mini Z1 | 574544 | |
| PLUMBING PLUS EZIPRESS Solar (AUS) | VAU 15 (OD 12,7 mm) | | 578630 |
| | VAU 20 (OD 19,1 mm) | | 578632 |
| | VAU 25 (OD 25,4 mm) | | 578634 |
| | VAU 15 45° (PR-2B) (OD 12,7 mm) | Mini Z1 | 574540 |
| | VAU 20 45° (PR-2B) (OD 19,1 mm) | Mini Z1 | 574542 |
| | VAU 25 45° (PR-2B) (OD 25,4 mm) | Mini Z1 | 574544 |
| PLUMBING PLUS EZIPRESS Water (AUS) | VAU 15 (OD 12,7 mm) | | 578630 |
| | VAU 20 (OD 19,1 mm) | | 578632 |
| | VAU 25 (OD 25,4 mm) | | 578634 |
| | VAU 32 (OD 31,8 mm) | | 578636 |
| | VAU 15 45° (PR-2B) (OD 12,7 mm) | Mini Z1 | 574540 |
| | VAU 20 45° (PR-2B) (OD 19,1 mm) | Mini Z1 | 574542 |
| VAU 25 45° (PR-2B) (OD 25,4 mm) | Mini Z1 | 574544 | |
| POLYPIPE POLYSURE | TH 10 | | 578342 |
| | TH 15 | | 578344 |
| | TH 22 | | 578588 |
| | TH 28 | | 578590 |
| POLYSAN Handelsges. m.b.H. & Co KG (Krems/Öster- reich) | M 15 | | 578312 |
| | M 18 | | 578314 |
| | M 22 | | 578316 |
| | M 28 | | 578318 |
| | M 35 | | 578390 |
| POLYSAN- C Stahl-Press- System M | M 15 45° (PR-2B) | Mini Z1 | 574522 |
| | M 18 45° (PR-2B) | Mini Z1 | 574524 |
| | M 22 45° (PR-2B) | Mini Z1 | 574526 |
| | M 28 45° (PR-2B) | Mini Z1 | 574528 |
| | M 35 45° (PR-2B) | Mini Z1 | 574530 |
| POLYSAN Handelsges. m.b.H. & Co KG (Krems/Öster- reich) | M 15 | | 578312 |
| | M 18 | | 578314 |
| | M 22 | | 578316 |
| | M 28 | | 578318 |
| | M 35 | | 578390 |
| POLYSAN- Edelstahl Press-System 1.4520 | M 15 45° (PR-2B) | Mini Z1 | 574522 |
| | M 18 45° (PR-2B) | Mini Z1 | 574524 |
| | M 22 45° (PR-2B) | Mini Z1 | 574526 |
| | M 28 45° (PR-2B) | Mini Z1 | 574528 |
| | M 35 45° (PR-2B) | Mini Z1 | 574530 |
| POLYSAN Handelsges. m.b.H. & Co KG (Krems/Öster- reich) | M 15 | | 578312 |
| | M 18 | | 578314 |
| | M 22 | | 578316 |
| | M 28 | | 578318 |
| | M 35 | | 578390 |
| POLYSAN- Edelstahl Press-System Gas ⁴⁾ | M 15 45° (PR-2B) | Mini Z1 | 574522 |
| | M 18 45° (PR-2B) | Mini Z1 | 574524 |
| | M 22 45° (PR-2B) | Mini Z1 | 574526 |
| | M 28 45° (PR-2B) | Mini Z1 | 574528 |
| | M 35 45° (PR-2B) | Mini Z1 | 574530 |
| POLYSAN Handelsges. m.b.H. & Co KG (Krems/Öster- reich) | M 15 | | 578312 |
| | M 18 | | 578314 |
| | M 22 | | 578316 |
| | M 28 | | 578318 |
| | M 35 | | 578390 |
| POLYSAN- Edelstahl Press-System Wasser | M 15 45° (PR-2B) | Mini Z1 | 574522 |
| | M 18 45° (PR-2B) | Mini Z1 | 574524 |
| | M 22 45° (PR-2B) | Mini Z1 | 574526 |
| | M 28 45° (PR-2B) | Mini Z1 | 574528 |
| | M 35 45° (PR-2B) | Mini Z1 | 574530 |
| POLYSAN Handelsges. m.b.H. & Co KG (Krems/Öster- reich) POLYSAN- Press-System | TH 14 | | 578348 |
| | TH 16 | | 578352 |
| | TH 17 | | 578354 |
| | TH 18 | | 578356 |
| | TH 20 | | 578358 |
| | TH 26 | | 578362 |
| | TH 32 | | 578364 |
| | TH 40 | | 578624 |
| | TH 16 45° (PR-2B) | Mini Z1 | 574558 |
| | TH 20 45° (PR-2B) | Mini Z1 | 574560 |
| POLYSAN Handelsges. m.b.H. & Co KG (Krems/Öster- reich) POLYSAN-Henco- Press-System | TH 14 | | 578348 |
| | TH 16 | | 578352 |
| | TH 17 | | 578354 |
| | TH 18 | | 578356 |
| | TH 20 | | 578358 |
| | TH 26 | | 578362 |
| | HE 32 | | 578370 |
| | TH 16 45° (PR-2B) | Mini Z1 | 574558 |
| | TH 20 45° (PR-2B) | Mini Z1 | 574560 |
| | TH 26 45° (PR-2B) | Mini Z1 | 574562 |
| POLYSAN (España) „Rainbow“ | U 16 | | 578374 |
| | U 18 | | 578376 |
| | U 20 | | 578378 |
| | U 25 | | 578380 |
| | U 32 | | 578382 |
| | U 40 | | 578386 |
| | Prandelli Multyrama Pf | H 14 | |
| H 16 | | 578400 | |
| H 18 | | 578402 | |
| H 20 | | 578404 | |
| H 26 | | 578410 | |
| H 32 | | 578412 | |
| U 40 | | 578386 | |

| System | Pressing tongs / pressing rings | Driven by adapter tongs | Art.-No. | |
|----------------------------|---------------------------------|-------------------------|----------|--------|
| Prandelli Multyrama Pfm | H 16 | | 578400 | |
| | H 18 | | 578402 | |
| | H 20 | | 578404 | |
| | H 26 | | 578410 | |
| | H 32 | | 578412 | |
| | TH 16 | | 578352 | |
| | TH 18 | | 578354 | |
| | TH 20 | | 578356 | |
| | TH 26 | | 578362 | |
| | TH 32 | | 578364 | |
| | TH 40 | | 578624 | |
| | TH 16 45° (PR-2B) | Mini Z1 | 574558 | |
| | TH 20 45° (PR-2B) | Mini Z1 | 574560 | |
| | TH 26 45° (PR-2B) | Mini Z1 | 574562 | |
| | TH 32 45° (PR-2B) | Mini Z1 | 574564 | |
| | U 16 | | 578374 | |
| | U 18 | | 578376 | |
| | U 20 | | 578378 | |
| | U 40 | | 578386 | |
| | PURMO Cleverfit Radial | F 16 | | 578456 |
| | | F 20 | | 578460 |
| | | F 26 | | 578462 |
| | | F 32 | | 578464 |
| F 16 45° (PR-2B) | | Mini Z1 | 574550 | |
| F 20 45° (PR-2B) | | Mini Z1 | 574552 | |
| F 26 45° (PR-2B) | | Mini Z1 | 574554 | |
| F 32 45° (PR-2B) | | Mini Z1 | 574556 | |
| H 16 | | | 578400 | |
| H 20 | | | 578402 | |
| H 26 | | | 578410 | |
| H 32 | | | 578412 | |
| TH 14 | | | 578348 | |
| TH 16 | | | 578352 | |
| TH 17 | | | 578354 | |
| TH 20 | | | 578356 | |
| TH 26 | | | 578362 | |
| TH 32 | | | 578364 | |
| TH 40 | | | 578624 | |
| TH 16 45° (PR-2B) | | Mini Z1 | 574558 | |
| TH 20 45° (PR-2B) | | Mini Z1 | 574560 | |
| TH 26 45° (PR-2B) | | Mini Z1 | 574562 | |
| TH 32 45° (PR-2B) | | Mini Z1 | 574564 | |
| U 16 | | 578374 | | |
| U 20 | | 578376 | | |
| U 32 | | 578382 | | |
| VP 16 | | 578482 | | |
| VP 20 | | 578484 | | |
| VP 32 | | 578488 | | |

| R | | | |
|---|------------------|---------|--------|
| Raccorderie Metalliche aesPRES ¹⁾ | M 15 | | 578312 |
| | M 18 | | 578314 |
| | M 22 | | 578316 |
| | M 28 | | 578318 |
| | M 35 | | 578390 |
| | M 15 45° (PR-2B) | Mini Z1 | 574522 |
| | M 18 45° (PR-2B) | Mini Z1 | 574524 |
| | M 22 45° (PR-2B) | Mini Z1 | 574526 |
| | M 28 45° (PR-2B) | Mini Z1 | 574528 |
| | M 35 45° (PR-2B) | Mini Z1 | 574530 |
| Raccorderie Metalliche inoxPRES ¹⁾ | M 15 | | 578312 |
| | M 18 | | 578314 |
| | M 22 | | 578316 |
| | M 28 | | 578318 |
| | M 35 | | 578390 |
| | M 15 45° (PR-2B) | Mini Z1 | 574522 |
| | M 18 45° (PR-2B) | Mini Z1 | 574524 |
| | M 22 45° (PR-2B) | Mini Z1 | 574526 |
| | M 28 45° (PR-2B) | Mini Z1 | 574528 |
| | M 35 45° (PR-2B) | Mini Z1 | 574530 |
| Raccorderie Metalliche MARINEPRES ¹⁾ | M 15 | | 578312 |
| | M 18 | | 578314 |
| | M 22 | | 578316 |
| | M 28 | | 578318 |
| | M 35 | | 578390 |
| | M 15 45° (PR-2B) | Mini Z1 | 574522 |
| | M 18 45° (PR-2B) | Mini Z1 | 574524 |
| | M 22 45° (PR-2B) | Mini Z1 | 574526 |
| | M 28 45° (PR-2B) | Mini Z1 | 574528 |
| | M 35 45° (PR-2B) | Mini Z1 | 574530 |
| Raccorderie Metalliche steelPRES ¹⁾ | M 15 | | 578312 |
| | M 18 | | 578314 |
| | M 22 | | 578316 |
| | M 28 | | 578318 |
| | M 35 | | 578390 |
| | M 15 45° (PR-2B) | Mini Z1 | 574522 |
| | M 18 45° (PR-2B) | Mini Z1 | 574524 |
| | M 22 45° (PR-2B) | Mini Z1 | 574526 |
| | M 28 45° (PR-2B) | Mini Z1 | 574528 |
| | M 35 45° (PR-2B) | Mini Z1 | 574530 |
| RBM Tita-fix | B 14 | | 578466 |
| | B 16 | | 578468 |
| | B 18 | | 578470 |
| | B 20 | | 578472 |
| | B 26 | | 578474 |
| | F 16 | | 578456 |
| | F 18 | | 578458 |
| | F 20 | | 578460 |
| | F 16 45° (PR-2B) | Mini Z1 | 574550 |
| | F 20 45° (PR-2B) | Mini Z1 | 574552 |
| | H 14 | | 578398 |
| | H 16 | | 578400 |
| | H 18 | | 578402 |
| | H 20 | | 578404 |
| | H 26 | | 578410 |
| | H 32 | | 578412 |
| | TH 14 | | 578348 |
| | TH 16 | | 578352 |
| | TH 18 | | 578354 |
| | TH 20 | | 578356 |
| TH 26 | | 578362 | |
| TH 32 | | 578364 | |
| TH 40 | | 578624 | |
| TH 16 45° (PR-2B) | Mini Z1 | 574558 | |
| TH 20 45° (PR-2B) | Mini Z1 | 574560 | |
| TH 26 45° (PR-2B) | Mini Z1 | 574562 | |
| U 14 | | 578372 | |
| U 16 | | 578374 | |
| U 18 | | 578376 | |
| U 20 | | 578378 | |

REMS pressing tongs Mini REMS pressing rings

Accessories for REMS radial presses 22 kN

| System | Pressing tongs/ pressing rings | Driven by adapter tongs | Art.-No. |
|---|-----------------------------------|----------------------------|----------|
| RBM Tita-gas ⁴⁾ | TH 16 | | 578352 |
| | TH 20 | | 578358 |
| | TH 26 | | 578362 |
| | TH 32 | | 578364 |
| | TH 16 45° (PR-2B) | Mini Z1 | 574558 |
| | TH 20 45° (PR-2B) | Mini Z1 | 574560 |
| | TH 26 45° (PR-2B) | Mini Z1 | 574562 |
| Redi Nicoll Fluxo | TH 14 | | 578348 |
| | TH 16 | | 578352 |
| | TH 18 | | 578356 |
| | TH 20 | | 578358 |
| | TH 26 | | 578362 |
| | TH 32 | | 578364 |
| | TH 40 | | 578624 |
| Redi Nicoll Fluxo Gas ⁴⁾ | TH 16 | | 578352 |
| | TH 20 | | 578358 |
| | TH 26 | | 578362 |
| RIFENG LD PRESS FITTING (F8) | LD 16 | | 578652 |
| | LD 20 | | 578654 |
| | LD 25 | | 578656 |
| RIFENG U PRESS FITTING (F5) | U 14 | | 578372 |
| | U 16 | | 578374 |
| | U 18 | | 578376 |
| | U 20 | | 578378 |
| | U 25 | | 578380 |
| | U 32 | | 578382 |
| | U 40 | | 578386 |
| RIFENG TH PRESS FITTING (F9) | TH 16 | | 578352 |
| | TH 20 | | 578358 |
| | TH 25 | | 578360 |
| | TH 26 | | 578362 |
| | TH 32 | | 578364 |
| RIQUIER A SERTIR | RFz 12 | | 578490 |
| | RFz 16 | | 578492 |
| | RFz 20 | | 578494 |
| | RFz 25 | | 578496 |
| | | | |
| Roth PressCheck | RN 14 | | 578434 |
| | RN 16 | | 578454 |
| | RN 17 | | 578436 |
| | RN 20 | | 578438 |
| | RN 25/26 | | 578440 |
| | RN 32 | | 578442 |
| Roth Ibérica Rothapress | TH 16 | | 578352 |
| | TH 18 | | 578356 |
| | TH 20 | | 578358 |
| | TH 25 | | 578360 |
| | TH 32 | | 578364 |
| | TH 40 | | 578624 |
| | TH 16 45° (PR-2B) | Mini Z1 | 574558 |
| | TH 20 45° (PR-2B) | Mini Z1 | 574560 |
| RUBINETTERIE BRESCIANE BONOMI TURBO INOX | M 15 | | 578312 |
| | M 18 | | 578314 |
| | M 22 | | 578316 |
| | M 28 | | 578318 |
| | M 35 | | 578390 |
| | M 15 45° (PR-2B) | Mini Z1 | 574522 |
| | M 18 45° (PR-2B) | Mini Z1 | 574524 |
| | M 22 45° (PR-2B) | Mini Z1 | 574526 |
| | M 28 45° (PR-2B) | Mini Z1 | 574528 |
| RUBINETTERIE BRESCIANE BONOMI TURBO INOX GAS ⁴⁾ | M 15 | | 578312 |
| | M 18 | | 578314 |
| | M 22 | | 578316 |
| | M 28 | | 578318 |
| | M 35 | | 578390 |
| | M 15 45° (PR-2B) | Mini Z1 | 574522 |
| | M 18 45° (PR-2B) | Mini Z1 | 574524 |
| | M 22 45° (PR-2B) | Mini Z1 | 574526 |
| | M 28 45° (PR-2B) | Mini Z1 | 574528 |
| RUBINETTERIE BRESCIANE BONOMI TURBO STEEL | M 15 | | 578312 |
| | M 18 | | 578314 |
| | M 22 | | 578316 |
| | M 28 | | 578318 |
| | M 35 | | 578390 |
| | M 15 45° (PR-2B) | Mini Z1 | 574522 |
| | M 18 45° (PR-2B) | Mini Z1 | 574524 |
| | M 22 45° (PR-2B) | Mini Z1 | 574526 |
| | M 28 45° (PR-2B) | Mini Z1 | 574528 |

| System | Pressing tongs/ pressing rings | Driven by adapter tongs | Art.-No. |
|---|-----------------------------------|----------------------------|----------|
| RUBINETTERIE BRESCIANE BONOMI TURBO PRESS | B 14 | | 578466 |
| | B 16 | | 578468 |
| | B 18 | | 578470 |
| | B 20 | | 578472 |
| | B 26 | | 578474 |
| | B 32 | | 578476 |
| | H 14 | | 578398 |
| | H 16 | | 578400 |
| | H 18 | | 578404 |
| | H 20 | | 578406 |
| | H 26 | | 578410 |
| | H 32 | | 578412 |
| | TH 14 | | 578348 |
| | TH 16 | | 578352 |
| | TH 18 | | 578356 |
| | TH 20 | | 578358 |
| | TH 26 | | 578362 |
| | TH 32 | | 578364 |
| | TH 40 | | 578624 |
| | TH 16 45° (PR-2B) | Mini Z1 | 574558 |
| TH 20 45° (PR-2B) | Mini Z1 | 574560 | |
| TH 26 45° (PR-2B) | Mini Z1 | 574562 | |
| TH 32 45° (PR-2B) | Mini Z1 | 574564 | |
| RUBINETTERIE BRESCIANE BONOMI TURBO PRESS GAS ⁴⁾ | TH 14 | | 578372 |
| | TH 16 | | 578374 |
| | TH 18 | | 578376 |
| | TH 20 | | 578378 |
| | TH 25 | | 578380 |
| RUBINETTERIE BRESCIANE BONOMI TURBO PRESS GAS ⁴⁾ | TH 16 | | 578352 |
| | TH 20 | | 578358 |
| | TH 26 | | 578362 |
| | TH 32 | | 578364 |
| | TH 32 45° (PR-2B) | Mini Z1 | 574558 |
| SA.MI plastic | TH 14 | | 578348 |
| | TH 16 | | 578352 |
| | TH 18 | | 578356 |
| | TH 20 | | 578358 |
| SA.MI plastic Multistrato Gas ⁴⁾ | TH 26 | | 578362 |
| | TH 32 | | 578364 |
| | TH 40 | | 578624 |
| | TH 16 45° (PR-2B) | Mini Z1 | 574558 |
| | TH 20 45° (PR-2B) | Mini Z1 | 574560 |
| SANHA 3fit-Press Pb-free Serie 25000 | TH 26 45° (PR-2B) | Mini Z1 | 574562 |
| | TH 32 45° (PR-2B) | Mini Z1 | 574564 |
| | B 16 | | 578468 |
| | B 20 | | 578472 |
| | B 26 | | 578474 |
| SANHA 3fit-Press Pb-free Serie 25000 | B 32 | | 578476 |
| | F 16 | | 578456 |
| | F 20 | | 578460 |
| | F 26 | | 578462 |
| | F 32 | | 578464 |
| | Fz 40 | | 578478 |
| | F 16 45° (PR-2B) | Mini Z1 | 574550 |
| | F 20 45° (PR-2B) | Mini Z1 | 574552 |
| | F 26 45° (PR-2B) | Mini Z1 | 574554 |
| | F 32 45° (PR-2B) | Mini Z1 | 574556 |
| | H 16 | | 578400 |
| | H 20 | | 578406 |
| | H 26 | | 578410 |
| | H 32 | | 578412 |
| | TH 16 | | 578352 |
| | TH 20 | | 578358 |
| | TH 26 | | 578362 |
| | TH 32 | | 578364 |
| | TH 40 | | 578624 |
| TH 16 45° (PR-2B) | Mini Z1 | 574558 | |
| TH 20 45° (PR-2B) | Mini Z1 | 574560 | |
| TH 26 45° (PR-2B) | Mini Z1 | 574562 | |
| TH 32 45° (PR-2B) | Mini Z1 | 574564 | |
| U 16 | | 578374 | |
| U 20 | | 578378 | |
| C 26 | | 578392 | |
| U 32 | | 578382 | |
| U 40 | | 578386 | |

S

- Only pressing tongs from designation "108" (1st quarter of 2008), "208" (2nd quarter of 2008) etc. can be used. The designation is stamped on every pressing jaw.
- For taking suitable pressing inserts.
- Only pressing tongs from designation "117" (1st quarter of 2017), "217" (2nd quarter of 2017) etc. can be used. The designation is stamped on every pressing jaw.
- Pressfitting systems for gas installations must only be pressed with REMS pressing tongs Mini/pressing rings which are highlighted in yellow. Observe the national regulations.

The suitability of REMS pressing tools for pressfitting systems: Date 21.10.2021. For the updated situation regarding suitability status check our website: www.rems.de > Downloads > Product catalogues, brochures > REMS Catalogue.

See page 172 for adapter tongs. Pressing tongs for additional pressfitting systems on request.

REMS pressing tongs Mini

REMS pressing rings

Accessories for REMS radial presses 22 kN

| System | Pressing tongs / pressing rings | Driven by adapter tongs | Art.-No. | |
|---|---|-------------------------|----------|--------|
| SANHA 3fit-Press PPSU Serie 35000 | B 16 | | 578468 | |
| | B 20 | | 578472 | |
| | B 26 | | 578474 | |
| | B 32 | | 578476 | |
| | F 16 | | 578456 | |
| | F 20 | | 578460 | |
| | F 26 | | 578462 | |
| | F 32 | | 578464 | |
| | F 16 45° (PR-2B) | Mini Z1 | 574550 | |
| | F 20 45° (PR-2B) | Mini Z1 | 574552 | |
| | F 26 45° (PR-2B) | Mini Z1 | 574554 | |
| | F 32 45° (PR-2B) | Mini Z1 | 574556 | |
| | H 16 | | 578400 | |
| | H 20 | | 578406 | |
| | H 26 | | 578410 | |
| | H 32 | | 578412 | |
| | TH 16 | | 578352 | |
| | TH 20 | | 578358 | |
| | TH 26 | | 578362 | |
| | TH 32 | | 578364 | |
| | TH 16 45° (PR-2B) | Mini Z1 | 574558 | |
| | TH 20 45° (PR-2B) | Mini Z1 | 574560 | |
| | TH 26 45° (PR-2B) | Mini Z1 | 574562 | |
| | TH 32 45° (PR-2B) | Mini Z1 | 574564 | |
| | U 16 | | 578374 | |
| | U 20 | | 578378 | |
| | C 26 | | 578392 | |
| | U 32 | | 578382 | |
| | SANHA-NiroSan Gas Presssystem Serie 17000 ⁴⁾ | SA 15 | | 578514 |
| | | SA 18 | | 578518 |
| | | SA 22 | | 578520 |
| | | SA 28 | | 578522 |
| | | M 15 ¹⁾ | | 578312 |
| | | M 18 ¹⁾ | | 578314 |
| | | M 22 ¹⁾ | | 578316 |
| | | M 28 | | 578318 |
| M 35 | | | 578390 | |
| M 15 45° (PR-2B) | | Mini Z1 | 574522 | |
| M 18 45° (PR-2B) | | Mini Z1 | 574524 | |
| M 22 45° (PR-2B) | | Mini Z1 | 574526 | |
| M 28 45° (PR-2B) | | Mini Z1 | 574528 | |
| M 35 45° (PR-2B) | | Mini Z1 | 574530 | |
| V 15 ¹⁾ | | | 578328 | |
| V 18 ¹⁾ | | | 578332 | |
| V 22 ¹⁾ | | | 578334 | |
| V 28 | | | 578336 | |
| V 35 | | | 578604 | |
| V 15 45° (PR-2B) | | Mini Z1 | 574504 | |
| V 18 45° (PR-2B) | Mini Z1 | 574506 | | |
| V 22 45° (PR-2B) | Mini Z1 | 574508 | | |
| V 28 45° (PR-2B) | Mini Z1 | 574510 | | |
| V 35 45° (PR-2B) | Mini Z1 | 574512 | | |
| SANHA-NiroSan Industry Presssystem Serie 18000 | SA 15 | | 578514 | |
| | SA 18 | | 578518 | |
| | SA 22 | | 578520 | |
| | SA 28 | | 578522 | |
| | M 15 ¹⁾ | | 578312 | |
| | M 18 ¹⁾ | | 578314 | |
| | M 22 ¹⁾ | | 578316 | |
| | M 28 | | 578318 | |
| | M 35 | | 578390 | |
| | M 15 45° (PR-2B) | Mini Z1 | 574522 | |
| | M 18 45° (PR-2B) | Mini Z1 | 574524 | |
| | M 22 45° (PR-2B) | Mini Z1 | 574526 | |
| | M 28 45° (PR-2B) | Mini Z1 | 574528 | |
| | M 35 45° (PR-2B) | Mini Z1 | 574530 | |
| | V 15 ¹⁾ | | 578328 | |
| | V 18 ¹⁾ | | 578332 | |
| | V 22 ¹⁾ | | 578334 | |
| | V 28 | | 578336 | |
| | V 35 | | 578604 | |
| | V 15 45° (PR-2B) | Mini Z1 | 574504 | |
| | V 18 45° (PR-2B) | Mini Z1 | 574506 | |
| | V 22 45° (PR-2B) | Mini Z1 | 574508 | |
| V 28 45° (PR-2B) | Mini Z1 | 574510 | | |
| V 35 45° (PR-2B) | Mini Z1 | 574512 | | |
| SANHA-NiroSan- Presssystem Serie 9000 | SA 15 | | 578514 | |
| | SA 18 | | 578518 | |
| | SA 22 | | 578520 | |
| | SA 28 | | 578522 | |
| | M 15 ¹⁾ | | 578312 | |
| | M 18 ¹⁾ | | 578314 | |
| | M 22 ¹⁾ | | 578316 | |
| | M 28 | | 578318 | |
| | M 35 | | 578390 | |
| | M 15 45° (PR-2B) | Mini Z1 | 574522 | |
| | M 18 45° (PR-2B) | Mini Z1 | 574524 | |
| | M 22 45° (PR-2B) | Mini Z1 | 574526 | |
| | M 28 45° (PR-2B) | Mini Z1 | 574528 | |
| | M 35 45° (PR-2B) | Mini Z1 | 574530 | |
| | V 15 ¹⁾ | | 578328 | |
| | V 18 ¹⁾ | | 578332 | |
| | V 22 ¹⁾ | | 578334 | |
| | V 28 | | 578336 | |
| | V 35 | | 578604 | |
| | V 15 45° (PR-2B) | Mini Z1 | 574504 | |
| | V 18 45° (PR-2B) | Mini Z1 | 574506 | |
| | V 22 45° (PR-2B) | Mini Z1 | 574508 | |
| V 28 45° (PR-2B) | Mini Z1 | 574510 | | |
| V 35 45° (PR-2B) | Mini Z1 | 574512 | | |

| System | Pressing tongs / pressing rings | Driven by adapter tongs | Art.-No. | |
|---|-----------------------------------|-------------------------|----------|--------|
| SANHA-NiroSan SF Presssystem Serie 19000 (silicone free) | SA 15 | | 578514 | |
| | SA 18 | | 578518 | |
| | SA 22 | | 578520 | |
| | SA 28 | | 578522 | |
| | M 15 ¹⁾ | | 578312 | |
| | M 18 ¹⁾ | | 578314 | |
| | M 22 ¹⁾ | | 578316 | |
| | M 28 | | 578318 | |
| | M 35 | | 578390 | |
| | M 15 45° (PR-2B) | Mini Z1 | 574522 | |
| | M 18 45° (PR-2B) | Mini Z1 | 574524 | |
| | M 22 45° (PR-2B) | Mini Z1 | 574526 | |
| | M 28 45° (PR-2B) | Mini Z1 | 574528 | |
| | M 35 45° (PR-2B) | Mini Z1 | 574530 | |
| | V 15 ¹⁾ | | 578328 | |
| | V 18 ¹⁾ | | 578332 | |
| | V 22 ¹⁾ | | 578334 | |
| | V 28 | | 578336 | |
| | V 35 | | 578604 | |
| | V 15 45° (PR-2B) | Mini Z1 | 574504 | |
| | V 18 45° (PR-2B) | Mini Z1 | 574506 | |
| | V 22 45° (PR-2B) | Mini Z1 | 574508 | |
| | V 28 45° (PR-2B) | Mini Z1 | 574510 | |
| | V 35 45° (PR-2B) | Mini Z1 | 574512 | |
| | SANHA NiroTherm Serie 91000 | SA 15 | | 578514 |
| | | SA 18 | | 578518 |
| | | SA 22 | | 578520 |
| SA 28 | | | 578522 | |
| M 15 ¹⁾ | | | 578312 | |
| M 18 ¹⁾ | | | 578314 | |
| M 22 ¹⁾ | | | 578316 | |
| M 28 | | | 578318 | |
| M 35 | | | 578390 | |
| M 15 45° (PR-2B) | | Mini Z1 | 574522 | |
| M 18 45° (PR-2B) | | Mini Z1 | 574524 | |
| M 22 45° (PR-2B) | | Mini Z1 | 574526 | |
| M 28 45° (PR-2B) | | Mini Z1 | 574528 | |
| M 35 45° (PR-2B) | | Mini Z1 | 574530 | |
| V 15 ¹⁾ | | | 578328 | |
| V 18 ¹⁾ | | | 578332 | |
| V 22 ¹⁾ | | | 578334 | |
| V 28 | | | 578336 | |
| V 35 | | | 578604 | |
| V 15 45° (PR-2B) | | Mini Z1 | 574504 | |
| V 18 45° (PR-2B) | Mini Z1 | 574506 | | |
| V 22 45° (PR-2B) | Mini Z1 | 574508 | | |
| V 28 45° (PR-2B) | Mini Z1 | 574510 | | |
| V 35 45° (PR-2B) | Mini Z1 | 574512 | | |
| SANHA NiroTherm Industry Serie 98000 | SA 15 | | 578514 | |
| | SA 18 | | 578518 | |
| | SA 22 | | 578520 | |
| | SA 28 | | 578522 | |
| | M 15 ¹⁾ | | 578312 | |
| | M 18 ¹⁾ | | 578314 | |
| | M 22 ¹⁾ | | 578316 | |
| | M 28 | | 578318 | |
| | M 35 | | 578390 | |
| | M 15 45° (PR-2B) | Mini Z1 | 574522 | |
| | M 18 45° (PR-2B) | Mini Z1 | 574524 | |
| | M 22 45° (PR-2B) | Mini Z1 | 574526 | |
| | M 28 45° (PR-2B) | Mini Z1 | 574528 | |
| | M 35 45° (PR-2B) | Mini Z1 | 574530 | |
| SANHA-Press Chrom Serie 16000 | SA 12 | | 578510 | |
| | SA 15 | | 578514 | |
| | SA 18 | | 578518 | |
| | SA 22 | | 578520 | |
| | SA 28 | | 578522 | |
| | M 12 | | 578310 | |
| | M 15 ¹⁾ | | 578312 | |
| | M 18 ¹⁾ | | 578314 | |
| | M 22 ¹⁾ | | 578316 | |
| | M 28 | | 578318 | |
| | M 12 45° (PR-2B) | Mini Z1 | 574520 | |
| | M 15 45° (PR-2B) | Mini Z1 | 574522 | |
| | M 18 45° (PR-2B) | Mini Z1 | 574524 | |
| | M 22 45° (PR-2B) | Mini Z1 | 574526 | |
| M 28 45° (PR-2B) | Mini Z1 | 574528 | | |
| V 12 | | 578324 | | |
| V 15 ¹⁾ | | 578328 | | |
| V 18 ¹⁾ | | 578332 | | |
| V 22 ¹⁾ | | 578334 | | |
| V 28 | | 578336 | | |
| V 12 45° (PR-2B) | Mini Z1 | 574502 | | |
| V 15 45° (PR-2B) | Mini Z1 | 574504 | | |
| V 18 45° (PR-2B) | Mini Z1 | 574506 | | |
| V 22 45° (PR-2B) | Mini Z1 | 574508 | | |
| V 28 45° (PR-2B) | Mini Z1 | 574510 | | |

REMS pressing tongs Mini

REMS pressing rings

Accessories for REMS radial presses 22 kN

| System | Pressing tongs/ pressing rings | Driven by adapter tongs | Art.-No. | System | Pressing tongs/ pressing rings | Driven by adapter tongs | Art.-No. | | |
|---|--|----------------------------|----------|----------------------------------|--|----------------------------|------------------|---------|--------|
| SANHA-Press GAS Pressfittings Serie 10000/ Serie 11000 ¹⁾ | SA 12 | | 578510 | SANHA PURAPRESS Serie 8000 | SA 12 | | 578510 | | |
| | SA 14 | | 578512 | | SA 14 | | 578512 | | |
| | SA 15 | | 578514 | | SA 15 | | 578514 | | |
| | SA 16 | | 578516 | | SA 16 | | 578516 | | |
| | SA 18 | | 578518 | | SA 18 | | 578518 | | |
| | SA 22 | | 578520 | | SA 22 | | 578520 | | |
| | SA 28 | | 578522 | | SA 28 | | 578522 | | |
| | M 12 | | 578310 | | M 12 ¹⁾ | | 578310 | | |
| | M 15 ¹⁾ | | 578312 | | M 15 ¹⁾ | | 578312 | | |
| | M 18 ¹⁾ | | 578314 | | M 18 ¹⁾ | | 578314 | | |
| | M 22 ¹⁾ | | 578316 | | M 22 ¹⁾ | | 578316 | | |
| | M 28 | | 578318 | | M 28 ¹⁾ | | 578318 | | |
| | M 35 | | 578390 | | M 35 ¹⁾ | | 578390 | | |
| | M 12 45° (PR-2B) | Mini Z1 | 574520 | | M 12 45° (PR-2B) | Mini Z1 | 574520 | | |
| | M 15 45° (PR-2B) | Mini Z1 | 574522 | | M 15 45° (PR-2B) | Mini Z1 | 574522 | | |
| | M 18 45° (PR-2B) | Mini Z1 | 574524 | | M 18 45° (PR-2B) | Mini Z1 | 574524 | | |
| | M 22 45° (PR-2B) | Mini Z1 | 574526 | | M 22 45° (PR-2B) | Mini Z1 | 574526 | | |
| | M 28 45° (PR-2B) | Mini Z1 | 574528 | | M 28 45° (PR-2B) | Mini Z1 | 574528 | | |
| | M 35 45° (PR-2B) | Mini Z1 | 574530 | | M 35 45° (PR-2B) | Mini Z1 | 574530 | | |
| | V 12 | | 578324 | | V 12 | | 578324 | | |
| | V 14 | | 578326 | | V 14 | | 578326 | | |
| | VG 14 | | 578338 | | VG 14 | | 578338 | | |
| | V 15 ¹⁾ | | 578328 | | V 15 ¹⁾ | | 578328 | | |
| | V 16 | | 578330 | | V 16 | | 578330 | | |
| | VG 16 | | 578340 | | VG 16 | | 578340 | | |
| | V 18 ¹⁾ | | 578332 | | V 18 ¹⁾ | | 578332 | | |
| | V 22 ¹⁾ | | 578334 | | V 22 ¹⁾ | | 578334 | | |
| | V 28 | | 578336 | | V 28 | | 578336 | | |
| | V 35 | | 578604 | | V 35 | | 578604 | | |
| | V 12 45° (PR-2B) | Mini Z1 | 574502 | | V 12 45° (PR-2B) | Mini Z1 | 574502 | | |
| | VG 14 45° (PR-2B) | Mini Z1 | 574536 | | VG 14 45° (PR-2B) | Mini Z1 | 574536 | | |
| | V 15 45° (PR-2B) | Mini Z1 | 574504 | | V 15 45° (PR-2B) | Mini Z1 | 574504 | | |
| | VG 16 45° (PR-2B) | Mini Z1 | 574538 | | VG 16 45° (PR-2B) | Mini Z1 | 574538 | | |
| | V 18 45° (PR-2B) | Mini Z1 | 574506 | | V 18 45° (PR-2B) | Mini Z1 | 574506 | | |
| | V 22 45° (PR-2B) | Mini Z1 | 574508 | | V 22 45° (PR-2B) | Mini Z1 | 574508 | | |
| | V 28 45° (PR-2B) | Mini Z1 | 574510 | | V 28 45° (PR-2B) | Mini Z1 | 574510 | | |
| | V 35 45° (PR-2B) | Mini Z1 | 574512 | | V 35 45° (PR-2B) | Mini Z1 | 574512 | | |
| | SANHA-Press Pressfittings Serie 6000 | SA 12 | | | 578510 | SANHA-Therm Serie 24000 | SA 12 | | 578510 |
| | | SA 14 | | | 578512 | | SA 14 | | 578512 |
| | | SA 15 | | | 578514 | | SA 15 | | 578514 |
| | | SA 16 | | | 578516 | | SA 16 | | 578516 |
| | | SA 18 | | | 578518 | | SA 18 | | 578518 |
| | | SA 22 | | | 578520 | | SA 22 | | 578520 |
| SA 28 | | | 578522 | SA 28 | | | 578522 | | |
| M 12 | | | 578310 | M 12 | | | 578310 | | |
| M 15 ¹⁾ | | | 578312 | M 15 ¹⁾ | | | 578312 | | |
| M 18 ¹⁾ | | | 578314 | M 18 ¹⁾ | | | 578314 | | |
| M 22 ¹⁾ | | | 578316 | M 22 ¹⁾ | | | 578316 | | |
| M 28 | | | 578318 | M 28 | | | 578318 | | |
| M 35 | | | 578390 | M 35 | | | 578390 | | |
| M 12 45° (PR-2B) | | Mini Z1 | 574520 | M 12 45° (PR-2B) | Mini Z1 | | 574520 | | |
| M 15 45° (PR-2B) | | Mini Z1 | 574522 | M 15 45° (PR-2B) | Mini Z1 | | 574522 | | |
| M 18 45° (PR-2B) | | Mini Z1 | 574524 | M 18 45° (PR-2B) | Mini Z1 | | 574524 | | |
| M 22 45° (PR-2B) | | Mini Z1 | 574526 | M 22 45° (PR-2B) | Mini Z1 | | 574526 | | |
| M 28 45° (PR-2B) | | Mini Z1 | 574528 | M 28 45° (PR-2B) | Mini Z1 | | 574528 | | |
| M 35 45° (PR-2B) | | Mini Z1 | 574530 | M 35 45° (PR-2B) | Mini Z1 | | 574530 | | |
| V 12 | | | 578324 | V 12 | | | 578324 | | |
| V 14 | | | 578326 | V 14 | | | 578326 | | |
| VG 14 | | | 578338 | VG 14 | | | 578338 | | |
| V 15 ¹⁾ | | | 578328 | V 15 ¹⁾ | | | 578328 | | |
| V 16 | | | 578330 | V 16 | | | 578330 | | |
| VG 16 | | | 578340 | VG 16 | | | 578340 | | |
| V 18 ¹⁾ | | | 578332 | V 18 ¹⁾ | | | 578332 | | |
| V 22 ¹⁾ | | | 578334 | V 22 ¹⁾ | | | 578334 | | |
| V 28 | | | 578336 | V 28 | | | 578336 | | |
| V 35 | | | 578604 | V 35 | | | 578604 | | |
| V 12 45° (PR-2B) | | Mini Z1 | 574502 | V 12 45° (PR-2B) | Mini Z1 | | 574502 | | |
| VG 14 45° (PR-2B) | | Mini Z1 | 574536 | VG 14 45° (PR-2B) | Mini Z1 | | 574536 | | |
| V 15 45° (PR-2B) | | Mini Z1 | 574504 | V 15 45° (PR-2B) | Mini Z1 | | 574504 | | |
| VG 16 45° (PR-2B) | | Mini Z1 | 574538 | VG 16 45° (PR-2B) | Mini Z1 | | 574538 | | |
| V 18 45° (PR-2B) | | Mini Z1 | 574506 | V 18 45° (PR-2B) | Mini Z1 | | 574506 | | |
| V 22 45° (PR-2B) | | Mini Z1 | 574508 | V 22 45° (PR-2B) | Mini Z1 | | 574508 | | |
| V 28 45° (PR-2B) | | Mini Z1 | 574510 | V 28 45° (PR-2B) | Mini Z1 | | 574510 | | |
| V 35 45° (PR-2B) | | Mini Z1 | 574512 | V 35 45° (PR-2B) | Mini Z1 | | 574512 | | |
| SANHA-Press SDL AR Pressfittings Serie 12000/ Serie 13000 | | SA 12 | | 578510 | SANHA-Therm Industry Serie 28000 | | SA 12 | | 578510 |
| | | SA 15 | | 578514 | | | SA 15 | | 578514 |
| | | SA 18 | | 578518 | | | SA 18 | | 578518 |
| | | SA 22 | | 578520 | | | SA 22 | | 578520 |
| | | SA 28 | | 578522 | | | SA 28 | | 578522 |
| | | M 12 | | 578310 | | | M 12 | | 578310 |
| | M 15 ¹⁾ | | 578312 | M 15 ¹⁾ | | | 578312 | | |
| | M 18 ¹⁾ | | 578314 | M 18 ¹⁾ | | | 578314 | | |
| | M 22 ¹⁾ | | 578316 | M 22 ¹⁾ | | | 578316 | | |
| | M 28 | | 578318 | M 28 | | | 578318 | | |
| | M 35 | | 578390 | M 35 | | | 578390 | | |
| | M 12 45° (PR-2B) | Mini Z1 | 574520 | M 12 45° (PR-2B) | | Mini Z1 | 574520 | | |
| | M 15 45° (PR-2B) | Mini Z1 | 574522 | M 15 45° (PR-2B) | | Mini Z1 | 574522 | | |
| | M 18 45° (PR-2B) | Mini Z1 | 574524 | M 18 45° (PR-2B) | | Mini Z1 | 574524 | | |
| | M 22 45° (PR-2B) | Mini Z1 | 574526 | M 22 45° (PR-2B) | | Mini Z1 | 574526 | | |
| | M 28 45° (PR-2B) | Mini Z1 | 574528 | M 28 45° (PR-2B) | | Mini Z1 | 574528 | | |
| | M 35 45° (PR-2B) | Mini Z1 | 574530 | M 35 45° (PR-2B) | | Mini Z1 | 574530 | | |
| | V 12 | | 578324 | V 12 | | | 578324 | | |
| | V 15 ¹⁾ | | 578328 | V 15 ¹⁾ | | | 578328 | | |
| | V 18 ¹⁾ | | 578332 | V 18 ¹⁾ | | | 578332 | | |
| | V 22 ¹⁾ | | 578334 | V 22 ¹⁾ | | | 578334 | | |
| | V 28 | | 578336 | V 28 | | | 578336 | | |
| | V 35 | | 578604 | V 35 | | | 578604 | | |
| | V 12 45° (PR-2B) | Mini Z1 | 574502 | V 12 45° (PR-2B) | | Mini Z1 | 574502 | | |
| | V 15 45° (PR-2B) | Mini Z1 | 574504 | V 15 45° (PR-2B) | | Mini Z1 | 574504 | | |
| | V 18 45° (PR-2B) | Mini Z1 | 574506 | V 18 45° (PR-2B) | | Mini Z1 | 574506 | | |
| | V 22 45° (PR-2B) | Mini Z1 | 574508 | V 22 45° (PR-2B) | | Mini Z1 | 574508 | | |
| | V 28 45° (PR-2B) | Mini Z1 | 574510 | V 28 45° (PR-2B) | | Mini Z1 | 574510 | | |
| | V 35 45° (PR-2B) | Mini Z1 | 574512 | V 35 45° (PR-2B) | | Mini Z1 | 574512 | | |
| | SANITOP PERMATUBO INOX | M 15 | | 578312 | | | M 15 | | 578312 |
| | | M 18 | | 578314 | | | M 18 | | 578314 |
| | | M 22 | | 578316 | | | M 22 | | 578316 |
| | | M 28 | | 578318 | | | M 28 | | 578318 |
| | | M 35 | | 578390 | | | M 35 | | 578390 |
| | | M 15 45° (PR-2B) | Mini Z1 | 574522 | | | M 15 45° (PR-2B) | Mini Z1 | 574522 |
| | | M 18 45° (PR-2B) | Mini Z1 | 574524 | | | M 18 45° (PR-2B) | Mini Z1 | 574524 |
| | | M 22 45° (PR-2B) | Mini Z1 | 574526 | | | M 22 45° (PR-2B) | Mini Z1 | 574526 |
| | | M 28 45° (PR-2B) | Mini Z1 | 574528 | | | M 28 45° (PR-2B) | Mini Z1 | 574528 |
| | M 35 45° (PR-2B) | Mini Z1 | 574530 | M 35 45° (PR-2B) | | Mini Z1 | 574530 | | |

¹⁾ Only pressing tongs from designation "108" (1st quarter of 2008), "208" (2nd quarter of 2008) etc. can be used. The designation is stamped on every pressing jaw.

²⁾ For taking suitable pressing inserts.

³⁾ Only pressing tongs from designation "117" (1st quarter of 2017), "217" (2nd quarter of 2017) etc. can be used. The designation is stamped on every pressing jaw.

⁴⁾ Pressfitting systems for gas installations must only be pressed with REMS pressing tongs Mini/pressing rings which are highlighted in yellow.

Observe the national regulations.

The suitability of REMS pressing tools for pressfitting systems: Date 21.10.2021. For the updated situation regarding suitability status check our website:

www.rems.de > Downloads > Product catalogues, brochures > REMS Catalogue.

See page 172 for adapter tongs. Pressing tongs for additional pressfitting systems on request.

| System | Pressing tongs / pressing rings | Driven by adapter tongs | Art.-No. |
|--|---------------------------------|-------------------------|----------|
| SANPRO THPRESS | TH 16 | | 578352 |
| | TH 20 | | 578358 |
| | TH 26 | | 578362 |
| | TH 32 | | 578364 |
| SATEC SK VITerm | TH 16 | | 578352 |
| | TH 18 | | 578356 |
| | TH 20 | | 578358 |
| | TH 26 | | 578362 |
| | TH 32 | | 578364 |
| | U 40 | | 578386 |
| SAVEUR REFLEX PEX Water | TH 16 | | 578352 |
| | TH 20 | | 578358 |
| | TH 25 | | 578360 |
| | TH 32 | | 578364 |
| SAVEUR REFLEX PEX-AL-PEX Gas ⁴⁾ | TH 16 | | 578352 |
| | TH 20 | | 578358 |
| | TH 25 | | 578360 |
| | TH 32 | | 578364 |
| Schütz duo-flex tri-o-flex | TH 14 | | 578348 |
| | TH 16 | | 578352 |
| | TH 17 | | 578354 |
| | TH 20 | | 578358 |
| | TH 25 | | 578360 |
| Schwer Fittings AQUApress | M 12 | | 578310 |
| | M 15 | | 578312 |
| | M 18 | | 578314 |
| | M 22 | | 578316 |
| | M 28 | | 578318 |
| | M 35 | | 578390 |
| | M 12 45° (PR-2B) | Mini Z1 | 574520 |
| | M 15 45° (PR-2B) | Mini Z1 | 574522 |
| | M 18 45° (PR-2B) | Mini Z1 | 574524 |
| | M 22 45° (PR-2B) | Mini Z1 | 574526 |
| | M 28 45° (PR-2B) | Mini Z1 | 574528 |
| M 35 45° (PR-2B) | Mini Z1 | 574530 | |
| Seppelfricke VSH SudoPress C-Stahl Visu-Control | V 12 | | 578324 |
| | V 15 | | 578328 |
| | V 18 | | 578332 |
| | V 22 | | 578334 |
| | V 28 | | 578336 |
| | V 35 | | 578604 |
| | V 12 45° (PR-2B) | Mini Z1 | 574502 |
| | V 15 45° (PR-2B) | Mini Z1 | 574504 |
| | V 18 45° (PR-2B) | Mini Z1 | 574506 |
| | V 22 45° (PR-2B) | Mini Z1 | 574508 |
| | V 28 45° (PR-2B) | Mini Z1 | 574510 |
| V 35 45° (PR-2B) | Mini Z1 | 574512 | |
| Seppelfricke Seppelfricke VSH SudoPress Edelstahl Visu-Control | V 12 | | 578324 |
| | V 15 | | 578328 |
| | V 18 | | 578332 |
| | V 22 | | 578334 |
| | V 28 | | 578336 |
| | V 35 | | 578604 |
| | V 12 45° (PR-2B) | Mini Z1 | 574502 |
| | V 15 45° (PR-2B) | Mini Z1 | 574504 |
| | V 18 45° (PR-2B) | Mini Z1 | 574506 |
| | V 22 45° (PR-2B) | Mini Z1 | 574508 |
| | V 28 45° (PR-2B) | Mini Z1 | 574510 |
| V 35 45° (PR-2B) | Mini Z1 | 574512 | |
| Seppelfricke VSH SudoPress Kupfer Visu-Control | V 12 | | 578324 |
| | V 15 | | 578328 |
| | V 18 | | 578332 |
| | V 22 | | 578334 |
| | V 28 | | 578336 |
| | V 35 | | 578604 |
| | V 12 45° (PR-2B) | Mini Z1 | 574502 |
| | V 15 45° (PR-2B) | Mini Z1 | 574504 |
| | V 18 45° (PR-2B) | Mini Z1 | 574506 |
| | V 22 45° (PR-2B) | Mini Z1 | 574508 |
| | V 28 45° (PR-2B) | Mini Z1 | 574510 |
| V 35 45° (PR-2B) | Mini Z1 | 574512 | |
| Seppelfricke VSH SudoPress Kupfer Gas Visu-Control ⁴⁾ | V 12 | | 578324 |
| | V 15 | | 578328 |
| | V 18 | | 578332 |
| | V 22 | | 578334 |
| | V 28 | | 578336 |
| | V 35 | | 578604 |
| | V 12 45° (PR-2B) | Mini Z1 | 574502 |
| | V 15 45° (PR-2B) | Mini Z1 | 574504 |
| | V 18 45° (PR-2B) | Mini Z1 | 574506 |
| | V 22 45° (PR-2B) | Mini Z1 | 574508 |
| | V 28 45° (PR-2B) | Mini Z1 | 574510 |
| V 35 45° (PR-2B) | Mini Z1 | 574512 | |
| Seppelfricke VSH SudoPress Kupfer Solar Visu-Control | V 15 | | 578328 |
| | V 18 | | 578332 |
| | V 22 | | 578334 |
| | V 15 45° (PR-2B) | Mini Z1 | 574504 |
| | V 18 45° (PR-2B) | Mini Z1 | 574506 |
| | V 22 45° (PR-2B) | Mini Z1 | 574508 |
| | | | 574508 |
| Seppelfricke VSH XPress C-Stahl | M 12 | | 578310 |
| | M 15 | | 578312 |
| | M 18 ¹⁾ | | 578314 |
| | M 22 | | 578316 |
| | M 28 ¹⁾ | | 578318 |
| | M 35 | | 578390 |
| | M 12 45° (PR-2B) | Mini Z1 | 574520 |
| | M 15 45° (PR-2B) | Mini Z1 | 574522 |
| | M 18 45° (PR-2B) | Mini Z1 | 574524 |
| | M 22 45° (PR-2B) | Mini Z1 | 574526 |
| | M 28 45° (PR-2B) | Mini Z1 | 574528 |
| M 35 45° (PR-2B) | Mini Z1 | 574530 | |
| Seppelfricke VSH XPress Edelstahl | M 15 | | 578312 |
| | M 18 ¹⁾ | | 578314 |
| | M 22 | | 578316 |
| | M 28 ¹⁾ | | 578318 |
| | M 35 | | 578390 |
| | M 15 45° (PR-2B) | Mini Z1 | 574522 |
| | M 18 45° (PR-2B) | Mini Z1 | 574524 |
| | M 22 45° (PR-2B) | Mini Z1 | 574526 |
| | M 28 45° (PR-2B) | Mini Z1 | 574528 |
| | M 35 45° (PR-2B) | Mini Z1 | 574530 |

| System | Pressing tongs / pressing rings | Driven by adapter tongs | Art.-No. |
|---|---------------------------------|-------------------------|----------|
| Seppelfricke VSH XPress Edelstahl gas ⁴⁾ | M 15 | | 578312 |
| | M 18 ¹⁾ | | 578314 |
| | M 22 | | 578316 |
| | M 28 ¹⁾ | | 578318 |
| | M 35 | | 578390 |
| Seppelfricke VSH XPress Kupfer | M 12 | | 578310 |
| | M 15 | | 578312 |
| | M 18 ¹⁾ | | 578314 |
| | M 22 | | 578316 |
| | M 28 ¹⁾ | | 578318 |
| | M 35 | | 578390 |
| | M 12 45° (PR-2B) | Mini Z1 | 574520 |
| | M 15 45° (PR-2B) | Mini Z1 | 574522 |
| | M 18 45° (PR-2B) | Mini Z1 | 574524 |
| | M 22 45° (PR-2B) | Mini Z1 | 574526 |
| Seppelfricke VSH XPress Kupfer gas ⁴⁾ | M 28 45° (PR-2B) | Mini Z1 | 574528 |
| | M 35 45° (PR-2B) | Mini Z1 | 574530 |
| | M 15 | | 578312 |
| | M 18 ¹⁾ | | 578314 |
| | M 22 | | 578316 |
| SESTA SESTA GAS ⁴⁾ | M 28 ¹⁾ | | 578318 |
| | M 35 | | 578390 |
| | TH 14 | | 578348 |
| | TH 16 | | 578352 |
| | TH 20 | | 578358 |
| | TH 26 | | 578362 |
| | TH 32 | | 578364 |
| SESTA sistema multistrato | H 16 | | 578400 |
| | H 20 | | 578406 |
| | TH 14 | | 578348 |
| | TH 16 | | 578352 |
| | TH 18 | | 578356 |
| | TH 20 | | 578358 |
| | TH 22 | | 578362 |
| | TH 26 | | 578366 |
| | TH 32 | | 578382 |
| | TH 16 45° (PR-2B) | Mini Z1 | 574558 |
| | TH 20 45° (PR-2B) | Mini Z1 | 574560 |
| | TH 32 45° (PR-2B) | Mini Z1 | 574564 |
| SIGMA LI Premium | U 16 | | 578374 |
| | U 20 | | 578378 |
| | U 25 | | 578380 |
| | U 32 | | 578382 |
| | TH 16 | | 578352 |
| | TH 20 | | 578358 |
| | TH 25 | | 578360 |
| | TH 32 | | 578364 |
| SLOVARM PEX-THERM | TH 16 45° (PR-2B) | Mini Z1 | 574558 |
| | TH 20 45° (PR-2B) | Mini Z1 | 574560 |
| | TH 32 45° (PR-2B) | Mini Z1 | 574564 |
| | U 16 | | 578374 |
| | U 20 | | 578378 |
| | U 25 | | 578380 |
| | U 32 | | 578382 |
| | U 16 | | 578374 |
| | U 20 | | 578378 |
| | H 26 | | 578410 |
| | U 32 | | 578382 |
| | H 16 | | 578400 |
| STANDARD HIDRAULICA MultiStandard | H 20 | | 578406 |
| | H 25 | | 578408 |
| | H 32 | | 578412 |
| | RFz 16 | | 578492 |
| | RFz 20 | | 578494 |
| | RFz 25 | | 578496 |
| | RFz 32 | | 578498 |
| | TH 16 | | 578352 |
| | TH 20 | | 578358 |
| | TH 25 | | 578360 |
| | TH 32 | | 578364 |
| | TH 16 45° (PR-2B) | Mini Z1 | 574558 |
| TH 20 45° (PR-2B) | Mini Z1 | 574560 | |
| TH 32 45° (PR-2B) | Mini Z1 | 574564 | |
| STELBI Polikraft | U 16 | | 578374 |
| | U 18 | | 578376 |
| | U 20 | | 578378 |
| | U 25 | | 578380 |
| | U 32 | | 578382 |
| | U 40 | | 578386 |
| | H 16 | | 578400 |
| | H 20 | | 578406 |
| | H 26 | | 578410 |
| | TH 16 | | 578352 |
| | TH 20 | | 578358 |
| TH 26 | | 578362 | |
| TH 32 | | 578364 | |
| TH 40 | | 578624 | |
| TH 16 45° (PR-2B) | Mini Z1 | 574558 | |
| TH 20 45° (PR-2B) | Mini Z1 | 574560 | |
| TH 26 45° (PR-2B) | Mini Z1 | 574562 | |
| TH 32 45° (PR-2B) | Mini Z1 | 574564 | |
| STELBI Stelgas ⁴⁾ | U 16 | | 578374 |
| | U 20 | | 578378 |
| | C 26 | | 578392 |
| | TH 16 | | 578352 |
| | TH 20 | | 578358 |
| | TH 26 | | 578362 |
| | TH 16 45° (PR-2B) | Mini Z1 | 574558 |
| | TH 20 45° (PR-2B) | Mini Z1 | 574560 |
| TH 26 45° (PR-2B) | Mini Z1 | 574562 | |
| STH Westco COPPER PRESS | M 15 | | 578312 |
| | M 22 | | 578316 |
| | M 28 | | 578318 |
| | M 35 | | 578390 |
| | M 15 45° (PR-2B) | Mini Z1 | 574522 |
| | M 22 45° (PR-2B) | Mini Z1 | 574526 |
| | M 28 45° (PR-2B) | Mini Z1 | 574528 |
| M 35 45° (PR-2B) | Mini Z1 | 574530 | |

REMS pressing tongs Mini REMS pressing rings

Accessories for REMS radial presses 22 kN

| System | Pressing tongs/ pressing rings | Driven by adapter tongs | Art.-No. |
|---|---|-------------------------------|--|
| T | | | |
| TDM BRASS Serie 1600 | H 16 H 18 H 20 H 25 H 26 H 32 TH 16 TH 18 TH 20 TH 25 TH 26 THL 32 TH 40 TH 16 45° (PR-2B) TH 20 45° (PR-2B) TH 26 45° (PR-2B) U 16 U 18 U 20 U 25 C 26 U 32 | | 578400 578404 578406 578408 578410 578412 578352 578356 578358 578360 578362 578368 578624 574558 574560 574562 578374 578376 578378 578380 578392 578382 |
| TDM BRASS Serie 2600 | H 16 H 18 H 20 H 25 H 26 H 32 TH 16 TH 18 TH 20 TH 25 TH 26 THL 32 TH 16 45° (PR-2B) TH 20 45° (PR-2B) TH 26 45° (PR-2B) U 16 U 18 U 20 U 25 C 26 U 32 | | 578400 578404 578406 578408 578410 578412 578352 578356 578358 578360 578362 578368 574558 574560 574562 578374 578376 578378 578380 578392 578382 |
| TDM BRASS Serie 1700 gas ¹⁾ | TH 16 TH 20 TH 26 THL 32 TH 16 45° (PR-2B) TH 20 45° (PR-2B) TH 26 45° (PR-2B) | Mini Z1 Mini Z1 Mini Z1 | 578352 578358 578362 578368 574558 574560 574562 |
| TermoConcept IC-PRESS THERMOLUTZ | Basic E01 ²⁾ H 14 H 16 TH 20 | | 578618 578398 578400 578358 |
| TE-SA TE-SA press serie 800 | TH 14 TH 16 TH 18 TH 20 TH 26 TH 32 TH 40 TH 16 45° (PR-2B) TH 20 45° (PR-2B) TH 26 45° (PR-2B) TH 32 45° (PR-2B) | | 578348 578352 578356 578358 578362 578364 578624 574558 574560 574562 574564 |
| THERMACOME ACOPEX ALU | H 16 H 20 H 26 H 32 TH 16 TH 20 TH 26 TH 32 U 16 U 20 U 32 | | 578400 578406 578410 578412 578352 578358 578362 578364 578374 578378 578382 |
| TIEMME AL-COBRAPEX Serie 1650 | TH 14 TH 16 TH 18 TH 20 TH 25 TH 26 THL 32 TH 40 TH 16 45° (PR-2B) TH 20 45° (PR-2B) TH 26 45° (PR-2B) | | 578348 578352 578356 578358 578360 578362 578368 578624 574558 574560 574562 |
| TIEMME Serie 1700 PE-X a pressare | RFz 12 RFz 16 RFz 20 RFz 25 RFz 32 | | 578490 578492 578494 578496 578498 |
| TIEMME TIEMME Gas ⁴⁾ | TH 16 TH 20 TH 26 THL 32 TH 16 45° (PR-2B) TH 20 45° (PR-2B) TH 26 45° (PR-2B) | Mini Z1 Mini Z1 Mini Z1 | 578352 578358 578362 578368 574558 574560 574562 |
| TIGRE ALPEX GAS ⁴⁾ | TH 16 TH 20 TH 26 TH 32 | | 578352 578358 578362 578364 |

| System | Pressing tongs/ pressing rings | Driven by adapter tongs | Art.-No. |
|--|--|--|--|
| TKM Systemtechnik | TH 14 TH 16 TH 20 TH 26 TH 32 TH 40 | | 578348 578352 578358 578362 578364 578624 |
| TRA MULTITRAPRESS | U 16 U 18 U 20 U 25 U 32 U 40 | | 578374 578376 578378 578380 578382 578386 |
| TRA TRAPRESS | H 12 H 16 H 20 H 25 H 32 RFz 12 RFz 16 RFz 20 RFz 25 RFz 32 | | 578396 578400 578406 578408 578412 578490 578492 578494 578496 578498 |
| Tradelink TradePex Crimp Water | K16/P18 K/20 K/25 K32 K1/40 | | 578592 578594 578596 578598 578600 |
| Tradelink TradePex Crimp Gas ⁴⁾ | K16/P18 K/20 K/25 K32 K1/40 | | 578592 578594 578596 578598 578600 |
| TUBIPLAST ITALY MULTILAYER PIPE | H 16 H 18 H 20 H 26 H 32 TH 16 TH 18 TH 20 TH 26 TH 32 TH 40 TH 16 45° (PR-2B) TH 20 45° (PR-2B) TH 26 45° (PR-2B) TH 32 45° (PR-2B) U 16 U 18 U 20 C 26 U 32 | | 578400 578404 578406 578410 578412 578352 578356 578358 578362 578364 578624 574558 574560 574562 574564 578374 578376 578378 578392 578382 |
| TUBIPLAST ITALY MULTILAYER PIPE GAS SYSTEM ⁴⁾ | TH 16 TH 18 TH 20 TH 26 TH 32 TH 16 45° (PR-2B) TH 20 45° (PR-2B) TH 26 45° (PR-2B) TH 32 45° (PR-2B) | | 578352 578356 578358 578362 578364 574558 574560 574562 574564 |
| TWEETOP | U 16 U 20 U 25 U 32 U 40 | | 578374 578378 578380 578382 578386 |
| U | | | |
| UNICAL AG MAX-MULTIPEX | U 16 U 20 H 26 C 26 U 32 | | 578374 578378 578410 578392 578382 |
| UNIDELTA DELTA PRESS | TH 16 TH 20 TH 26 TH 32 TH 40 TH 16 45° (PR-2B) TH 20 45° (PR-2B) TH 26 45° (PR-2B) TH 32 45° (PR-2B) H 16 H 20 H 26 H 32 U 16 U 20 U 32 U 40 | | 578352 578358 578362 578364 578624 574558 574560 574562 574564 578400 578406 578410 578412 578374 578378 578382 578386 |
| UNIDELTA DELTA PRESS GAS ⁴⁾ | TH 16 TH 20 TH 26 TH 32 TH 16 45° (PR-2B) TH 20 45° (PR-2B) TH 26 45° (PR-2B) TH 32 45° (PR-2B) | Mini Z1 Mini Z1 Mini Z1 Mini Z1 | 578352 578358 578362 578364 574558 574560 574562 574564 |
| UNIDELTA DELTA PRESS GAS ⁴⁾ | H 16 H 20 H 26 H 32 U 16 U 20 U 32 U 40 | | 578400 578406 578410 578412 578374 578378 578382 578386 |

¹⁾ Only pressing tongs from designation "108" (1st quarter of 2008), "208" (2nd quarter of 2008) etc. can be used. The designation is stamped on every pressing jaw.

²⁾ For taking suitable pressing inserts.

³⁾ Only pressing tongs from designation "117" (1st quarter of 2017), "217" (2nd quarter of 2017) etc. can be used. The designation is stamped on every pressing jaw.

⁴⁾ Pressfitting systems for gas installations must only be pressed with REMS pressing tongs Mini/pressing rings which are highlighted in yellow.
Observe the national regulations.

The suitability of REMS pressing tools for pressfitting systems: Date 21.10.2021. For the updated situation regarding suitability status check our website:
www.rems.de > Downloads > Product catalogues, brochures > REMS Catalogue.

See page 172 for adapter tongs. Pressing tongs for additional pressfitting systems on request.

| System | Pressing tongs / pressing rings | Driven by adapter tongs | Art.-No. |
|----------------------------|---------------------------------|-------------------------|----------|
| Uponor MLC | UP 14 | | 578576 |
| | UP 16 | | 578578 |
| | UP 18 | | 578580 |
| | UP 20 | | 578582 |
| | UP 25 | | 578584 |
| | UP 32 | | 578586 |
| | U 40 | | 578366 |
| Uponor MLC-D | UP 16 | | 578578 |
| | UP 20 | | 578582 |
| | UP 25 | | 578584 |
| | UP 32 | | 578586 |
| Uponor MLC-G ⁴⁾ | UP 20 | | 578582 |
| | UP 25 | | 578584 |
| | UP 32 | | 578586 |
| | UP 25 | | 578586 |
| Uponor S-Press PLUS | UP 16 | | 578578 |
| | UP 20 | | 578582 |
| | UP 25 | | 578584 |
| | UP 32 | | 578586 |
| Uponor Uni Pipe PLUS | UP 16 | | 578578 |
| | UP 20 | | 578582 |
| | UP 25 | | 578584 |
| | UP 32 | | 578586 |

V

| | | | | |
|------------------------------------|-------------------------|---------|--------|--------|
| Valsir Bravopress | B 16 | | 578468 | |
| | B 20 | | 578472 | |
| | B 26 | | 578474 | |
| | B 32 | | 578476 | |
| | F 16 | | 578456 | |
| | F 20 | | 578460 | |
| | F 26 | | 578462 | |
| | F 16 45° (PR-2B) | Mini Z1 | 574550 | |
| | F 20 45° (PR-2B) | Mini Z1 | 574552 | |
| | F 26 45° (PR-2B) | Mini Z1 | 574554 | |
| | H 16 | | 578400 | |
| | H 20 | | 578406 | |
| | H 26 | | 578410 | |
| | H 32 | | 578412 | |
| | H 32 V | | 578602 | |
| | TH 16 | | 578352 | |
| | TH 20 | | 578358 | |
| | TH 26 | | 578362 | |
| | TH 32 | | 578364 | |
| | U 16 | | 578374 | |
| | U 20 | | 578378 | |
| | C 26 | | 578392 | |
| | U 32 | | 578382 | |
| | Valsir PEXAL | H 14 | | 578398 |
| | | H 16 | | 578400 |
| | | H 20 | | 578406 |
| | | H 26 | | 578410 |
| | | H 32 | | 578412 |
| H 32 V | | | 578602 | |
| TH 16 | | | 578352 | |
| TH 20 | | | 578358 | |
| TH 26 | | | 578362 | |
| TH 32 | | | 578364 | |
| U 16 | | | 578374 | |
| U 20 | | | 578378 | |
| C 26 | | | 578392 | |
| U 32 | | | 578382 | |
| Van Marcke NV Tubipex | | TH 16 | | 578352 |
| | | TH 17 | | 578354 |
| | | TH 20 | | 578358 |
| | | TH 26 | | 578362 |
| | | TH 32 | | 578364 |
| | | TH 40 | | 578624 |
| | TH 16 45° (PR-2B) | Mini Z1 | 574558 | |
| | TH 20 45° (PR-2B) | Mini Z1 | 574560 | |
| | TH 26 45° (PR-2B) | Mini Z1 | 574562 | |
| | TH 32 45° (PR-2B) | Mini Z1 | 574564 | |
| | Van Marcke NV Tubipress | M 12 | | 578310 |
| | | M 15 | | 578312 |
| | | M 18 | | 578314 |
| M 22 | | | 578316 | |
| M 28 | | | 578318 | |
| M 35 | | | 578390 | |
| M 12 45° (PR-2B) | | Mini Z1 | 574520 | |
| M 15 45° (PR-2B) | | Mini Z1 | 574522 | |
| M 18 45° (PR-2B) | | Mini Z1 | 574524 | |
| M 22 45° (PR-2B) | | Mini Z1 | 574526 | |
| M 28 45° (PR-2B) | | Mini Z1 | 574528 | |
| M 35 45° (PR-2B) | Mini Z1 | 574530 | | |
| Variotherm System TH | TH 11,6 | | 578344 | |
| | TH 16 | | 578352 | |
| | TH 20 | | 578358 | |
| | TH 16 45° (PR-2B) | Mini Z1 | 574558 | |
| | TH 20 45° (PR-2B) | Mini Z1 | 574560 | |
| VESBO VPREMIUM | U 16 | | 578374 | |
| | U 20 | | 578378 | |
| | U 25 | | 578380 | |
| | U 32 | | 578382 | |
| | U 40 | | 578386 | |
| Viega Fonterra | VX 12 | | 578550 | |
| | VP 14/15 | | 578480 | |
| | VP 16/17 | | 578482 | |
| | VP 20 | | 578484 | |
| | VP 25 | | 578486 | |
| | VP 32 | | 578488 | |
| Viega Megapress | VMP ¾" (OD 17,2 mm) | | 578660 | |
| | VMP ½" (OD 21,3 mm) | | 578662 | |
| Viega MegapressS | VMP ¾" (OD 17,2 mm) | | 578660 | |
| | VMP ½" (OD 21,3 mm) | | 578662 | |
| Viega Pexfit | VX 16 | | 578552 | |
| | VX 20 | | 578554 | |
| | VX 25 | | 578556 | |
| Viega Pexfit Fosta G ⁴⁾ | VX 16 | | 578552 | |
| | VX 20 | | 578554 | |
| | VX 25 | | 578556 | |
| Viega Prestabo | V 12 | | 578324 | |
| | V 15 | | 578328 | |
| | V 18 | | 578332 | |
| | V 22 | | 578334 | |
| | V 28 | | 578336 | |
| | V 12 45° (PR-2B) | Mini Z1 | 574502 | |
| | V 15 45° (PR-2B) | Mini Z1 | 574504 | |
| | V 18 45° (PR-2B) | Mini Z1 | 574506 | |
| | V 22 45° (PR-2B) | Mini Z1 | 574508 | |
| | V 28 45° (PR-2B) | Mini Z1 | 574510 | |

| System | Pressing tongs / pressing rings | Driven by adapter tongs | Art.-No. | |
|---|-------------------------------------|-------------------------|----------|--------|
| Viega Profipress | V 12 | | 578324 | |
| | VG 14 | | 578338 | |
| | V 15 | | 578328 | |
| | VG 16 | | 578340 | |
| | V 18 | | 578332 | |
| | V 22 | | 578334 | |
| | V 28 | | 578336 | |
| | V 35 | | 578604 | |
| | V 12 45° (PR-2B) | Mini Z1 | 574502 | |
| | VG 14 45° (PR-2B) | Mini Z1 | 574536 | |
| | V 15 45° (PR-2B) | Mini Z1 | 574504 | |
| | VG 16 45° (PR-2B) | Mini Z1 | 574538 | |
| | V 18 45° (PR-2B) | Mini Z1 | 574506 | |
| | V 22 45° (PR-2B) | Mini Z1 | 574508 | |
| | V 28 45° (PR-2B) | Mini Z1 | 574510 | |
| | V 35 45° (PR-2B) | Mini Z1 | 574512 | |
| | Viega Profipress G ⁴⁾ | V 12 | | 578324 |
| | | VG 14 | | 578338 |
| | | V 15 | | 578328 |
| | | VG 16 | | 578340 |
| | | V 18 | | 578332 |
| V 22 | | | 578334 | |
| V 28 | | | 578336 | |
| V 35 | | | 578604 | |
| V 12 45° (PR-2B) | | Mini Z1 | 574502 | |
| VG 14 45° (PR-2B) | | Mini Z1 | 574536 | |
| V 15 45° (PR-2B) | | Mini Z1 | 574504 | |
| VG 16 45° (PR-2B) | | Mini Z1 | 574538 | |
| V 18 45° (PR-2B) | | Mini Z1 | 574506 | |
| V 22 45° (PR-2B) | | Mini Z1 | 574508 | |
| V 28 45° (PR-2B) | | Mini Z1 | 574510 | |
| Viega Profipress S | V 12 | | 578324 | |
| | V 15 | | 578328 | |
| | V 18 | | 578332 | |
| | V 22 | | 578334 | |
| | V 28 | | 578336 | |
| | V 35 | | 578604 | |
| | V 12 45° (PR-2B) | Mini Z1 | 574502 | |
| | V 15 45° (PR-2B) | Mini Z1 | 574504 | |
| | V 18 45° (PR-2B) | Mini Z1 | 574506 | |
| | V 22 45° (PR-2B) | Mini Z1 | 574508 | |
| | V 28 45° (PR-2B) | Mini Z1 | 574510 | |
| | V 35 45° (PR-2B) | Mini Z1 | 574512 | |
| | Viega Profipress Therm | V 12 | | 578324 |
| | | V 15 | | 578328 |
| | | V 18 | | 578332 |
| V 22 | | | 578334 | |
| V 12 45° (PR-2B) | | Mini Z1 | 574502 | |
| Viega ProPress System USA | VUS ¾" (OD 15,9 mm) | | 578566 | |
| | VUS ¾" (OD 22,2 mm) | | 578568 | |
| | VUS 1" (OD 28,6 mm) | | 578570 | |
| | VUS 1¼" (OD 34,9 mm) | | 578606 | |
| | Viega ProPress WATER System AUS | VAU 15 (OD 12,7 mm) | | 578630 |
| VAU 20 (OD 19,1 mm) | | | 578632 | |
| VAU 25 (OD 25,4 mm) | | | 578634 | |
| VAU 32 (OD 31,8 mm) | | | 578636 | |
| Viega ProPress GAS System AUS ⁵⁾ | VAU 15 (OD 12,7 mm) | | 578630 | |
| | VAU 20 (OD 19,1 mm) | | 578632 | |
| | VAU 25 (OD 25,4 mm) | | 578634 | |
| Viega Raxinox | VRX 16 | | 578640 | |
| | VRX 20 | | 578642 | |
| | Viega Raxofix | VRX 16 | | 578640 |
| VRX 20 | | | 578642 | |
| VRX 25 | | | 578644 | |
| VRX 32 | | | 578646 | |
| Viega Sanfix | | VP 16/17 | | 578482 |
| | VP 20 | | 578484 | |
| | VP 25 | | 578486 | |
| | VP 32 | | 578488 | |
| Viega Sanfix Fosta | VP 16/17 | | 578482 | |
| | VP 20 | | 578484 | |
| | VP 25 | | 578486 | |
| | VP 32 | | 578488 | |
| Viega Sanpress | V 12 | | 578324 | |
| | V 15 | | 578328 | |
| | V 18 | | 578332 | |
| | V 22 | | 578334 | |
| | V 28 | | 578336 | |
| | V 35 | | 578604 | |
| | V 12 45° (PR-2B) | Mini Z1 | 574502 | |
| | V 15 45° (PR-2B) | Mini Z1 | 574504 | |
| | V 18 45° (PR-2B) | Mini Z1 | 574506 | |
| Viega Sanpress Inox | V 15 | | 578328 | |
| | V 18 | | 578332 | |
| | V 22 | | 578334 | |
| | V 28 | | 578336 | |
| | V 35 | | 578604 | |
| | V 15 45° (PR-2B) | Mini Z1 | 574504 | |
| | V 18 45° (PR-2B) | Mini Z1 | 574506 | |
| | V 22 45° (PR-2B) | Mini Z1 | 574508 | |
| | V 28 45° (PR-2B) | Mini Z1 | 574510 | |
| | V 35 45° (PR-2B) | Mini Z1 | 574512 | |
| | Viega Sanpress Inox G ⁴⁾ | V 15 | | 578328 |
| V 18 | | | 578332 | |
| V 22 | | | 578334 | |
| V 28 | | | 578336 | |
| V 35 | | | 578604 | |
| V 15 45° (PR-2B) | | Mini Z1 | 574504 | |
| V 18 45° (PR-2B) | | Mini Z1 | 574506 | |
| V 22 45° (PR-2B) | | Mini Z1 | 574508 | |
| Viega Smartpress | VX 16 | | 578552 | |
| | VX 20 | | 578554 | |
| | VX 25 | | 578556 | |
| | Viessmann | TH 14 | | 578348 |
| TH 16 | | | 578352 | |
| TH 20 | | | 578358 | |
| TH 26 | | | 578362 | |
| TH 32 | | | 578364 | |

REMS pressing tongs Mini

REMS pressing rings

Accessories for REMS radial presses 22 kN

| System | Pressing tongs / pressing rings | Driven by adapter tongs | Art.-No. | |
|--|------------------------------------|----------------------------|----------|--------|
| Vogel & Noot EASYTEC | TH 16 | | 578352 | |
| | TH 20 | | 578358 | |
| | TH 26 | | 578362 | |
| | TH 32 | | 578364 | |
| | TH 40 | | 578624 | |
| | TH 16 45° (PR-2B) | Mini Z1 | 574558 | |
| | TH 20 45° (PR-2B) | Mini Z1 | 574560 | |
| | TH 26 45° (PR-2B) | Mini Z1 | 574562 | |
| | TH 32 45° (PR-2B) | Mini Z1 | 574564 | |
| VSH MultiPress | U 14 | | 578372 | |
| | U 16 | | 578374 | |
| | U 20 | | 578378 | |
| | U 25 | | 578380 | |
| | U 32 | | 578382 | |
| | U 40 | | 578386 | |
| | TH 14 | | 578348 | |
| | TH 16 | | 578352 | |
| | TH 20 | | 578358 | |
| | TH 25 | | 578360 | |
| | TH 32 | | 578364 | |
| | TH 40 | | 578624 | |
| | TH 16 45° (PR-2B) | Mini Z1 | 574558 | |
| | TH 20 45° (PR-2B) | Mini Z1 | 574560 | |
| | TH 32 45° (PR-2B) | Mini Z1 | 574564 | |
| | VSH MultiPress Gas ⁴⁾ | U 16 | | 578374 |
| | | U 20 | | 578378 |
| U 25 | | | 578380 | |
| TH 16 | | | 578352 | |
| TH 20 | | | 578358 | |
| TH 16 45° (PR-2B) | | Mini Z1 | 574558 | |
| TH 20 45° (PR-2B) | | Mini Z1 | 574560 | |
| VSH SudoPress Carbon | | V 12 | | 578324 |
| | | V 15 | | 578328 |
| | | V 18 | | 578332 |
| | V 22 | | 578334 | |
| | V 28 | | 578336 | |
| | V 35 | | 578604 | |
| | V 12 45° (PR-2B) | Mini Z1 | 574502 | |
| | V 15 45° (PR-2B) | Mini Z1 | 574504 | |
| | V 18 45° (PR-2B) | Mini Z1 | 574506 | |
| | V 22 45° (PR-2B) | Mini Z1 | 574508 | |
| | V 28 45° (PR-2B) | Mini Z1 | 574510 | |
| | V 35 45° (PR-2B) | Mini Z1 | 574512 | |
| | VSH SudoPress Copper | V 12 | | 578324 |
| | | V 14 | | 578326 |
| | | V 15 | | 578328 |
| V 16 | | | 578330 | |
| V 18 | | | 578332 | |
| V 22 | | | 578334 | |
| V 28 | | | 578336 | |
| V 35 | | | 578604 | |
| V 12 45° (PR-2B) | | Mini Z1 | 574502 | |
| V 14 45° (PR-2B) | | Mini Z1 | 574532 | |
| V 15 45° (PR-2B) | | Mini Z1 | 574504 | |
| V 16 45° (PR-2B) | | Mini Z1 | 574534 | |
| V 18 45° (PR-2B) | | Mini Z1 | 574506 | |
| V 22 45° (PR-2B) | | Mini Z1 | 574508 | |
| V 28 45° (PR-2B) | | Mini Z1 | 574510 | |
| V 35 45° (PR-2B) | | Mini Z1 | 574512 | |
| VSH SudoPress Copper Gas ⁴⁾ | | V 12 | | 578324 |
| | V 14 | | 578326 | |
| | V 15 | | 578328 | |
| | V 16 | | 578330 | |
| | V 18 | | 578332 | |
| | V 22 | | 578334 | |
| | V 28 | | 578336 | |
| | V 35 | | 578604 | |
| | VSH SudoPress Stainless | V 15 | | 578328 |
| | | V 18 | | 578332 |
| V 22 | | | 578334 | |
| V 28 | | | 578336 | |
| V 35 | | | 578604 | |
| V 15 45° (PR-2B) | | Mini Z1 | 574504 | |
| V 18 45° (PR-2B) | | Mini Z1 | 574506 | |
| V 22 45° (PR-2B) | | Mini Z1 | 574508 | |
| V 28 45° (PR-2B) | | Mini Z1 | 574510 | |
| V 35 45° (PR-2B) | | Mini Z1 | 574512 | |
| VSH XPress Carbon | | M 12 | | 578310 |
| | M 15 | | 578312 | |
| | M 18 ¹⁾ | | 578314 | |
| | M 22 | | 578316 | |
| | M 28 ¹⁾ | | 578318 | |
| | M 35 | | 578390 | |
| | M 12 45° (PR-2B) | Mini Z1 | 574520 | |
| | M 15 45° (PR-2B) | Mini Z1 | 574522 | |
| | M 18 45° (PR-2B) | Mini Z1 | 574524 | |
| | M 22 45° (PR-2B) | Mini Z1 | 574526 | |
| | M 28 45° (PR-2B) | Mini Z1 | 574528 | |
| | M 35 45° (PR-2B) | Mini Z1 | 574530 | |
| | VSH XPress Copper | M 12 | | 578310 |
| M 15 | | | 578312 | |
| M 18 ¹⁾ | | | 578314 | |
| M 22 | | | 578316 | |
| M 28 ¹⁾ | | | 578318 | |
| M 35 | | | 578390 | |
| M 12 45° (PR-2B) | | Mini Z1 | 574520 | |
| M 15 45° (PR-2B) | | Mini Z1 | 574522 | |
| M 18 45° (PR-2B) | | Mini Z1 | 574524 | |
| M 22 45° (PR-2B) | | Mini Z1 | 574526 | |
| M 28 45° (PR-2B) | | Mini Z1 | 574528 | |
| M 35 45° (PR-2B) | | Mini Z1 | 574530 | |

| System | Pressing tongs / pressing rings | Driven by adapter tongs | Art.-No. |
|--|------------------------------------|----------------------------|----------|
| VSH XPress Copper GAS ⁴⁾ | M 15 | | 578312 |
| | M 18 ¹⁾ | | 578314 |
| | M 22 | | 578316 |
| | M 28 ¹⁾ | | 578318 |
| | M 35 | | 578390 |
| | M 15 45° (PR-2B) | Mini Z1 | 574522 |
| | M 18 45° (PR-2B) | Mini Z1 | 574524 |
| | M 22 45° (PR-2B) | Mini Z1 | 574526 |
| VSH XPress Stainless | M 28 45° (PR-2B) | Mini Z1 | 574528 |
| | M 35 45° (PR-2B) | Mini Z1 | 574530 |
| | M 15 | | 578312 |
| | M 18 ¹⁾ | | 578314 |
| | M 22 | | 578316 |
| | M 28 ¹⁾ | | 578318 |
| VSH XPress Stainless Gas ⁴⁾ | M 35 | | 578390 |
| | M 15 45° (PR-2B) | Mini Z1 | 574522 |
| | M 18 45° (PR-2B) | Mini Z1 | 574524 |
| | M 22 45° (PR-2B) | Mini Z1 | 574526 |
| | M 28 45° (PR-2B) | Mini Z1 | 574528 |
| | M 35 45° (PR-2B) | Mini Z1 | 574530 |
| | M 15 | | 578312 |
| | M 18 ¹⁾ | | 578314 |
| | M 22 | | 578316 |
| | M 28 ¹⁾ | | 578318 |

W

| | | | |
|---|-------------|--------|--------|
| Watts MTR Art press | TH 16 | | 578352 |
| | TH 20 | | 578358 |
| | TH 26 | | 578362 |
| | TH 32 | | 578364 |
| WATTS RADIANT Watts WaterPEX | US 3/8" | | 578534 |
| | US 1/2" | | 578536 |
| | US 3/4" | | 578538 |
| | US 1" | | 578540 |
| WATTS RADIANT Watts RadiantPEX | US 3/8" | | 578534 |
| | US 1/2" | | 578536 |
| | US 3/4" | | 578538 |
| | US 1" | | 578540 |
| Watts RadiantPEX-AL Wavin Tigris K1/M1 | U 16 (1/2") | | 578374 |
| | U 20 (3/8") | | 578378 |
| | U 25 (3/4") | | 578380 |
| | U 32 (1") | | 578382 |
| | U 14 | | 578372 |
| | U 16 | | 578374 |
| | U 20 | | 578378 |
| | U 25 | | 578380 |
| | U 32 | | 578382 |
| | U 40 | | 578386 |
| | UP 14 | | 578576 |
| | UP 16 | | 578578 |
| Wavin Tigris K5/MS | UP 20 | | 578582 |
| | UP 25 | | 578584 |
| | UP 32 | | 578586 |
| | B 14 | | 578466 |
| | B 16 | | 578468 |
| | B 20 | | 578472 |
| | B 32 | | 578476 |
| | H 14 | | 578398 |
| | H 16 | | 578400 |
| | H 20 | | 578406 |
| | H 25 | | 578408 |
| | H 32 | | 578412 |
| | TH 14 | | 578348 |
| | TH 16 | | 578352 |
| | TH 20 | | 578358 |
| TH 25 | | 578360 | |
| TH 32 | | 578364 | |
| TH 40 | | 578624 | |
| TH 16 45° (PR-2B) | Mini Z1 | 574558 | |
| TH 20 45° (PR-2B) | Mini Z1 | 574560 | |
| TH 32 45° (PR-2B) | Mini Z1 | 574564 | |
| U 14 | | 578372 | |
| U 16 | | 578374 | |
| U 20 | | 578378 | |
| U 25 | | 578380 | |
| U 32 | | 578382 | |
| U 40 | | 578386 | |
| UP 14 | | 578576 | |
| UP 16 | | 578578 | |
| UP 20 | | 578582 | |
| UP 25 | | 578584 | |
| UP 32 | | 578586 | |

¹⁾ Only pressing tongs from designation "108" (1st quarter of 2008), "208" (2nd quarter of 2008) etc. can be used. The designation is stamped on every pressing jaw.

²⁾ For taking suitable pressing inserts.

³⁾ Only pressing tongs from designation "117" (1st quarter of 2017), "217" (2nd quarter of 2017) etc. can be used. The designation is stamped on every pressing jaw.

⁴⁾ Pressfitting systems for gas installations must only be pressed with REMS pressing tongs Mini/pressing rings which are highlighted in yellow. Observe the national regulations.

The suitability of REMS pressing tools for pressfitting systems: Date 21.10.2021. For the updated situation regarding suitability status check our website:

www.rems.de > Downloads > Product catalogues, brochures > REMS Catalogue.

See page 172 for adapter tongs. Pressing tongs for additional pressfitting systems on request.

| System | Pressing tongs / pressing rings | Driven by adapter tongs | Art.-No. | |
|---------------------|------------------------------------|----------------------------|----------|--------|
| WeeConPress Alu | M 12 | | 578310 | |
| | M 15 | | 578312 | |
| | M 18 | | 578314 | |
| | M 22 | | 578316 | |
| | M 28 | | 578318 | |
| | M 35 | | 578390 | |
| | M 12 45° (PR-2B) | Mini Z1 | 574520 | |
| | M 15 45° (PR-2B) | Mini Z1 | 574522 | |
| | M 18 45° (PR-2B) | Mini Z1 | 574524 | |
| | M 22 45° (PR-2B) | Mini Z1 | 574526 | |
| | M 28 45° (PR-2B) | Mini Z1 | 574528 | |
| | M 35 45° (PR-2B) | Mini Z1 | 574530 | |
| | V 12 | | 578324 | |
| | V 15 | | 578328 | |
| | V 18 | | 578332 | |
| | V 22 | | 578334 | |
| | V 28 | | 578336 | |
| | V 35 | | 578604 | |
| | V 12 45° (PR-2B) | Mini Z1 | 574502 | |
| | V 15 45° (PR-2B) | Mini Z1 | 574504 | |
| | V 18 45° (PR-2B) | Mini Z1 | 574506 | |
| | V 22 45° (PR-2B) | Mini Z1 | 574508 | |
| | V 28 45° (PR-2B) | Mini Z1 | 574510 | |
| | V 35 45° (PR-2B) | Mini Z1 | 574512 | |
| | SA 12 | | 578510 | |
| | SA 15 | | 578514 | |
| | SA 18 | | 578518 | |
| | SA 22 | | 578520 | |
| | SA 28 | | 578522 | |
| | WeeConPress C-Stahl | M 12 | | 578310 |
| | | M 15 | | 578312 |
| M 18 | | | 578314 | |
| M 22 | | | 578316 | |
| M 28 | | | 578318 | |
| M 35 | | | 578390 | |
| M 12 45° (PR-2B) | | Mini Z1 | 574520 | |
| M 15 45° (PR-2B) | | Mini Z1 | 574522 | |
| M 18 45° (PR-2B) | | Mini Z1 | 574524 | |
| M 22 45° (PR-2B) | | Mini Z1 | 574526 | |
| M 28 45° (PR-2B) | | Mini Z1 | 574528 | |
| M 35 45° (PR-2B) | | Mini Z1 | 574530 | |
| WeeConPress Inox | | M 12 | | 578310 |
| | M 15 | | 578312 | |
| | M 18 | | 578314 | |
| | M 22 | | 578316 | |
| | M 28 | | 578318 | |
| | M 35 | | 578390 | |
| | M 12 45° (PR-2B) | Mini Z1 | 574520 | |
| | M 15 45° (PR-2B) | Mini Z1 | 574522 | |
| | M 18 45° (PR-2B) | Mini Z1 | 574524 | |
| | M 22 45° (PR-2B) | Mini Z1 | 574526 | |
| | M 28 45° (PR-2B) | Mini Z1 | 574528 | |
| | M 35 45° (PR-2B) | Mini Z1 | 574530 | |
| | WeeConPress Kupfer | M 12 | | 578310 |
| M 15 | | | 578312 | |
| M 18 | | | 578314 | |
| M 22 | | | 578316 | |
| M 28 | | | 578318 | |
| M 35 | | | 578390 | |
| M 12 45° (PR-2B) | | Mini Z1 | 574520 | |
| M 15 45° (PR-2B) | | Mini Z1 | 574522 | |
| M 18 45° (PR-2B) | | Mini Z1 | 574524 | |
| M 22 45° (PR-2B) | | Mini Z1 | 574526 | |
| M 28 45° (PR-2B) | | Mini Z1 | 574528 | |
| M 35 45° (PR-2B) | | Mini Z1 | 574530 | |
| WeeConFlex MVR | | H 16 | | 578400 |
| | H 20 | | 578406 | |
| | H 26 | | 578410 | |
| | H 32 | | 578412 | |
| | U 40 | | 578352 | |
| | TH 16 | | 578358 | |
| | TH 20 | | 578362 | |
| | TH 26 | | 578364 | |
| | TH 32 | | 578366 | |
| | TH 40 | | 578624 | |
| | WEM | U 16 | | 578374 |

| System | Pressing tongs / pressing rings | Driven by adapter tongs | Art.-No. |
|---|------------------------------------|----------------------------|----------|
| WIELAND cuprotherm CTX | TH 14 | | 578348 |
| | TH 16 | | 578352 |
| | TH 18 | | 578356 |
| | TH 20 | | 578358 |
| | TH 26 | | 578362 |
| | TH 32 | | 578364 |
| WKS-Press | TH 14 | | 578348 |
| | TH 16 | | 578352 |
| | TH 17 | | 578354 |
| | TH 20 | | 578358 |
| | TH 26 | | 578362 |
| | TH 32 | | 578364 |
| | TH 40 | | 578624 |
| | TH 16 | | 578352 |
| WÜRTH Würth | TH 20 | | 578358 |
| | TH 26 | | 578362 |
| | HE 32 | | 578370 |
| X | | | |
| XtraConnect | F 16 | | 578456 |
| | F 20 | | 578460 |
| | F 26 | | 578462 |
| | F 32 | | 578464 |
| | F 16 45° (PR-2B) | Mini Z1 | 574550 |
| | F 20 45° (PR-2B) | Mini Z1 | 574552 |
| | F 26 45° (PR-2B) | Mini Z1 | 574554 |
| | F 32 45° (PR-2B) | Mini Z1 | 574556 |
| | H 16 | | 578400 |
| | H 20 | | 578406 |
| | H 26 | | 578410 |
| | H 32 | | 578412 |
| | TH 16 | | 578352 |
| | TH 20 | | 578358 |
| | TH 26 | | 578362 |
| | TH 32 | | 578364 |
| | TH 16 45° (PR-2B) | Mini Z1 | 574558 |
| | TH 20 45° (PR-2B) | Mini Z1 | 574560 |
| TH 26 45° (PR-2B) | Mini Z1 | 574562 | |
| TH 32 45° (PR-2B) | Mini Z1 | 574564 | |
| U 16 | | 578374 | |
| U 20 | | 578378 | |
| U 25 | | 578380 | |
| U 32 | | 578382 | |
| VP 16 | | 578482 | |
| VP 20 | | 578484 | |
| VP 32 | | 578488 | |
| Y | | | |
| YX COPPER UNIPEX Water & Gas (AUS) ¹⁾ | Yz 16 UNI | | 578740 |
| | Yz 20 UNI | | 578742 |
| | Yz 25 UNI | | 578744 |
| | Yz 32 UNI | | 578746 |
| Z | | | |
| ZEWOTHERM Zewo Press Premium | TH 12 | | 578346 |
| | TH 16 | | 578352 |
| | TH 17 | | 578354 |
| | TH 18 | | 578356 |
| | TH 20 | | 578358 |
| | TH 26 | | 578362 |
| | TH 32 | | 578364 |
| | TH 40 | | 578624 |
| ZEWOTHERM Zewo Press PPSU | TH 16 | | 578352 |
| | TH 20 | | 578358 |
| | TH 26 | | 578362 |
| | TH 32 | | 578364 |
| | TH 40 | | 578624 |
| ZURN INDUSTRIES ZURN PEX | US ¾" | | 578534 |
| | US ½" | | 578536 |
| | US ¾" | | 578538 |
| | US 1" | | 578540 |

¹⁾ Only pressing tongs from designation "108" (1st quarter of 2008), "208" (2nd quarter of 2008) etc. can be used. The designation is stamped on every pressing jaw.

²⁾ For taking suitable pressing inserts.

³⁾ Only pressing tongs from designation "117" (1st quarter of 2017), "217" (2nd quarter of 2017) etc. can be used. The designation is stamped on every pressing jaw.

⁴⁾ Pressfitting systems for gas installations must only be pressed with REMS pressing tongs Mini/pressing rings which are highlighted in yellow. Observe the national regulations.

The suitability of REMS pressing tools for pressfitting systems: Date 21.10.2021. For the updated situation regarding suitability status check our website:

www.rems.de > Downloads > Product catalogues, brochures > REMS Catalogue.

See page 172 for adapter tongs. Pressing tongs for additional pressfitting systems on request.

Accessories

| Description | Art.-No. |
|--|----------|
| Adapter tongs Mini Z1 for driving REMS pressing rings 45° (PR-2B) | 578558 |
| Steel case with insert for adapter tongs Mini Z1 and adapter tongs Z1 and 6 REMS pressing rings V 12 – 35 45° (PR-2B) or M 12 – 35 45° (PR-2B) or F 16 – 32 45° (PR-2B) | 574516 |
| Steel case with insert for 8 pressing tongs Mini/cropping tongs Mini and compartment for pipe cutter up to 42 mm | 578295 |
| L-Boxx system case with inserts for 11 pressing tongs Mini and 6 pressing rings 45° (PR-2B) | 578659 |



REMS cropping tongs Mini

Accessories for REMS radial presses 22 kN

High performance cropping tongs Mini in forged and specially hardened steel for cutting threaded rods.

Steel, stainless steel up to
hardness classification 4.8 (400 N/mm²) M 6 – M 10

REMS cropping tongs Mini – cuts in just 2 seconds!

Made of forged and specially hardened steel.



Reversible cropping inserts for double service life.

M cropping inserts with high precision thread contour machined on CNC machining centres for exact guiding of the threaded rod in the cutting process. Pliers parts, cropping inserts and specially machined and hardened cutting edges, made to fit exactly, for cutting without burr.

Threaded rod can be screwed into a threaded connection of the pipe clip or the nut without rework after cutting.

Cutting device in pliers design (**Patent EP 1 459 825, patent US 7,284,330**). Very compact design and low weight of the REMS Mini cropping tongs due to special arrangement of the cropping tongs connection (**Patent EP 1 952 948**). Recesses in the connecting plate for safe guidance of the connecting lugs for offset-free pressing (**Patent EP 2 347 862**).

Can be driven by all REMS radial presses 22 kN.



German Quality Product



Patent EP 1 952 948
Patent EP 1 459 825
Patent US 7,284,330
Patent EP 2 347 862

Supply format

REMS cropping tongs Mini. Cropping tongs with 1 pair of reversible cropping inserts for steel, stainless steel, M 6 – M 10. In a carton.

| Description | for threaded rods | Art.-No. | |
|--------------------------------------|-------------------|----------|--|
| REMS cropping tongs Mini M 6 | M 6 | 578620 | |
| REMS cropping tongs Mini M 8 | M 8 | 578621 | |
| REMS cropping tongs Mini M 10 | M 10 | 578622 | |

Accessories

| Description | for threaded rods | Art.-No. | |
|---|-------------------|----------|--|
| Cropping inserts M 6 (pair) | M 6 | 571891 | |
| Cropping inserts M 8 (pair) | M 8 | 571896 | |
| Cropping inserts M 10 (pair) | M 10 | 571866 | |
| Steel case with insert for 8 pressing tongs Mini/cropping tongs Mini and compartment for pipe cutter up to 42 mm | | 578295 | |



Universal, manual radial press for producing pipe pressing joints for common pressfitting systems.

Pressing joints with plastic and multi-layer composite tubes \varnothing 10–26 mm
 \varnothing $\frac{3}{8}$ –1"

Complete range of REMS pressing tongs for all common pressfitting systems, see page 188–222.

REMS Eco-Press – universal up to \varnothing 26 mm. Secure crimping in seconds.

System advantage

Only **one** type of pressing tongs for all REMS radial presses 32 kN and suitable radial presses of other makes with 32 kN thrust force.

All pressing tongs marked by a * have another connection and also fit the manual radial press REMS Eco-Press. Thus simple, inexpensive stocking.

Pressing tongs for all common systems

Complete assortment of REMS pressing tongs for all common pressfitting systems (page 188–222). Highly durable pressing tongs made of forged, tenacious, specially hardened special steel. Pressing contours of REMS pressing tongs are system-specific and correspond to the respective pressfitting system. Thus perfect system conformity, safe press jointing.

Design

Compact, handy, light. Drive unit with short tubular arms only 1.6 kg. Works anywhere, free-hand, overhead, in confined areas. Secure seating of pressing tongs through locking pins. Dividable tubular arms for individual adjustment of leverage to accommodate different force demands of different pressfitting systems.

Pressing operation

A perfect joint is achieved when pressing tongs close completely. Final-lock-positioning, the pressing jaws remain in a closed position until opening. This way, the perfect pressing joint (completely closed pressing jaws) can be observed.



Two connections for REMS Eco-Press manual radial press and REMS 32 kN radial presses.



German Quality Product



Info

Supply format

REMS Eco-Press drive unit. Manual radial press with final-lock-positioning for producing pressing joints of plastic and multi-layer composite tubes \varnothing 10–26 mm, \varnothing $\frac{3}{8}$ –1". For operating with REMS pressing tongs. With dividable tubular arms. In skin package.

| | Art.-No. |
|--|----------|
| | 574000 |



Accessories

| Description | Art.-No. |
|---|----------|
| REMS pressing tongs , see page 188–222. | |
| REMS cropping tongs for threaded rods see page 225. | |
| Carrying bag for drive unit and for 3 pressing tongs | 574436 |
| Steel case with insert for drive unit and for 3 pressing tongs | 574430 |



REMS Power-Press SE

Electric radial press 32 kN

Universal, handy electric tool for producing pipe pressing joints for all common pressfitting systems.

Pipe pressing joints \varnothing 10 – 108 (110) mm
 \varnothing $\frac{3}{8}$ – 4"

Complete range of REMS pressing tongs/
pressing rings for all common pressfitting systems,
see page 188 – 222.

REMS Power-Press SE – universal up to \varnothing 110 mm.
Secure crimping in seconds.
Automatic locking of pressing tongs.

System advantage

Only **one** type of pressing tongs/pressing rings for all REMS radial presses 32 kN and suitable radial presses of other makes with 32 kN thrust force.

All pressing tongs marked by a * have another connection and also fit the manual radial press REMS Eco-Press. Thus simple, inexpensive stocking.

Pressing tongs/pressing rings for all common systems

Complete assortment of REMS pressing tongs/pressing rings for all common pressfitting systems (page 188 – 222). Highly durable pressing tongs/pressing rings made of tenacious, specially hardened special steel. Pressing contours of REMS pressing tongs/pressing rings are system-specific and correspond to the respective pressfitting system. Thus perfect system conformity, safe press jointing. Adapter tongs required for driving the REMS (PR) pressing rings, see page 222.

Design

Compact, robust, job site-proven. Small in size, slender design, drive unit only 4.7 kg. Works anywhere, free-hand, overhead, in confined areas. Secure seating of pressing tongs/adapter tongs by automatic locking. Also suitable for other suitable makes of pressing tongs/pressing chains.

Pressing operation by touch-control

For reliable service, operating and functional safety. A perfect joint is achieved when pressing tongs close completely. The pressing tongs remain in a closed position until machine is switched and runs into reverse. The perfect pressing joint (completely closed pressing jaws) can be observed.

Drive

Enormous thrust and pressing force for fast and perfect press jointing. Thrust force 32 kN. Powerful electro-mechanical drive with proven universal motor, 450 W, maintenance-free gear with safety slipping clutch and in-feed system with machine screw spindle. Overload protection. Safety tip switch.



Two connections for
REMS Eco-Press manual
radial press and REMS
32 kN radial presses.

Tested by electrosuisse >>>

German Quality Product



Info



Supply format

REMS Power-Press SE Basic-Pack. Electric radial press 32 kN for producing pressing joints \varnothing 10 – 108 (110) mm, \varnothing $\frac{3}{8}$ – 4". For driving REMS pressing tongs/pressing rings and other suitable makes of pressing tongs/pressing rings. Pressing tongs seat with automatic locking. Electro-mechanical drive with proven universal motor 230 V or 110 V, 50 – 60 Hz, 450 W, maintenance-free gear with safety slipping clutch and in-feed system with machine screw spindle, overload protection, safety tip switch. In sturdy steel case.

| | |
|--|----------|
| | Art.-No. |
| | 572111 |

Other voltages on request.

Accessories

| | |
|---|----------|
| Description | Art.-No. |
| REMS Power-Press SE Drive Unit | 572101 |
| REMS pressing tongs/pressing rings see page 188 – 222. | |
| REMS cropping tongs for threaded rods see page 225. | |
| REMS cable shear for electric cable see page 225. | |
| Steel case with insert | 570280 |



REMS Power-Press

Electro-hydraulic radial press 32 kN
with switch-off signal

Universal, handy electric tool with switch-off signal for producing pipe pressing joints for all common pressfitting systems.

Pipe pressing joints \varnothing 10 – 108 (110) mm
 \varnothing $\frac{3}{8}$ – 4"

Complete range of REMS pressing tongs/
pressing rings for all common pressfitting systems,
see page 188 – 222.

REMS Power-Press – universal up to \varnothing 110 mm.

Secure crimping in seconds.

Automatic locking of pressing tongs.

System advantage

Only **one** type of pressing tongs/pressing rings for all REMS radial presses 32 kN and suitable radial presses of other makes with 32 kN thrust force.

All pressing tongs marked by a * have another connection and also fit the manual radial press REMS Eco-Press. Thus simple, inexpensive stocking.

Pressing tongs/pressing rings for all common systems

Complete assortment of REMS pressing tongs/pressing rings for all common pressfitting systems (page 188 – 222). Highly durable pressing tongs/pressing rings made of tenacious, specially hardened special steel. Pressing contours of REMS pressing tongs/pressing rings are system-specific and correspond to the respective pressfitting system. Thus perfect system conformity, safe press jointing. Adapter tongs required for driving the REMS (PR) pressing rings, see page 222.

Design

Compact, robust, job site-proven. Small in size, slender design, drive unit only 4.7 kg. Works anywhere, free-hand, overhead, in confined areas. Ideal weight distribution for single handed operation. Ergonomically designed housing with recessed grip. Swivelling pressing tongs/adapter tongs seat. Secure seating of pressing tongs by automatic locking. Also suitable for other suitable makes of pressing tongs/pressing rings.

Pressing operation by touch-control

For reliable service, operating and functional safety. A perfect joint is achieved when pressing tongs close completely. Acoustic signal after successful completion of pressing operation. The pressing tongs remain in a closed position until reset button is pushed and releases. This way, the perfect pressing joint (completely closed pressing jaws) can be observed.

Drive

Enormous thrust and pressing force for fast and perfect press jointing. Thrust force 32 kN. Powerful electro-hydraulic drive with proven universal motor 450 W, robust planetary gear, eccentric reciprocating pump and compact high power hydraulic system. Safety tip switch.



Two connections for
REMS Eco-Press manual
radial press and REMS
32 kN radial presses.

Tested by electrosuisse >>>

German Quality Product



Info

Supply format

REMS Power-Press Basic-Pack. Electro-hydraulic radial press 32 kN with switch-off signal for producing pressing joints \varnothing 10 – 108 (110) mm, \varnothing $\frac{3}{8}$ – 4". For driving REMS pressing tongs/pressing rings and other suitable makes of pressing tongs/pressing chains. Pressing tongs seat with automatic locking. Electro-hydraulic drive with proven universal motor 230 V or 110 V, 50 – 60 Hz, 450 W, robust planetary gear, eccentric reciprocating pump and compact high power hydraulic system. Safety tip switch.

| Version | Art.-No. |
|------------------------|----------|
| In sturdy steel case. | 577011 |
| In L-Boxx system case. | 577012 |

Other voltages on request.

Accessories

| Description | Art.-No. |
|---|----------|
| REMS Power-Press Drive Unit | 577001 |
| REMS pressing tongs/pressing rings see page 188 – 222. | |
| REMS cropping tongs for threaded rods see page 225. | |
| REMS cable shear for electric cable see page 225. | |
| Steel case with insert | 570280 |
| L-Boxx system case with inserts | 571283 |



REMS Power-Press ACC

Electro-hydraulic radial press 32 kN
with automatic retraction

Universal, handy electric tool with automatic circuit control for producing pipe pressing joints for all common pressfitting systems.

Pipe pressing joints \varnothing 10 – 108 (110) mm
 \varnothing $\frac{3}{8}$ – 4"

Complete range of REMS pressing tongs/
pressing rings for all common pressfitting systems,
see page 188 – 222.

**REMS Power-Press ACC – universal up to \varnothing 110 mm.
With automatic circuit control. Secure crimping
in seconds. Automatic locking of pressing tongs.**

System advantage

Only **one** type of pressing tongs/pressing rings for all REMS radial presses 32 kN and suitable radial presses of other makes with 32 kN thrust force.

All pressing tongs marked by a * have another connection and also fit the manual radial press REMS Eco-Press. Thus simple, inexpensive stocking.

Pressing tongs/pressing rings for all common systems

Complete assortment of REMS pressing tongs/pressing rings for all common pressfitting systems (page 188 – 222). Highly durable pressing tongs/pressing rings made of tenacious, specially hardened special steel. Pressing contours of REMS pressing tongs/pressing rings are system-specific and correspond to the respective pressfitting system. Thus perfect system conformity, safe press jointing. Adapter tongs required for driving the REMS (PR) pressing rings, see page 222.

Design

Compact, robust, job site-proven. Small in size, slender design, drive unit only 4.7 kg. Works anywhere, free-hand, overhead, in confined areas. Ideal weight distribution for single handed operation. Ergonomically designed housing with recessed grip. Swivelling pressing tongs/adapter tongs seat. Secure seating of pressing tongs by automatic locking. Also suitable for other suitable makes of pressing tongs/pressing rings.

Pressing operation by touch-control with ACC

For reliable service, operating and functional safety. Automatic retraction after completion of pressing operation (automatic circuit control).

Drive

Enormous thrust and pressing force for fast and perfect press jointing. Thrust force 32 kN. Powerful electro-hydraulic drive with proven universal motor 450 W, robust planetary gear, eccentric reciprocating pump and compact high power hydraulic system. Safety tip switch.



Info

Supply format

REMS Power-Press ACC Basic-Pack. Electro-hydraulic radial press 32 kN with automatic retraction for producing pressing joints \varnothing 10 – 108 (110) mm, \varnothing $\frac{3}{8}$ – 4". For driving REMS pressing tongs/pressing rings and other suitable makes of pressing tongs/pressing rings. Pressing tongs seat with automatic locking. Electro-hydraulic drive with proven universal motor 230 V or 110 V, 50 – 60 Hz, 450 W, robust planetary gear, eccentric reciprocating pump and compact high power hydraulic system. Safety tip switch.

| Version | Art.-No. |
|------------------------|----------|
| In sturdy steel case. | 577010 |
| In L-Boxx system case. | 577013 |

Other voltages on request.



Accessories

| Description | Art.-No. |
|---|----------|
| REMS Power-Press ACC Drive Unit | 577000 |
| REMS pressing tongs/pressing rings see page 188 – 222. | |
| REMS cropping tongs for threaded rods see page 225. | |
| REMS cable shear for electric cable see page 225. | |
| Steel case with insert | 570280 |
| L-Boxx system case with inserts | 571283 |



REMS Power-Press XL ACC

Electro-hydraulic radial press XL 32 kN
with automatic retraction

Universal, powerful power tool with automatic circuit control for making press joints of all common press fitting systems.

Pipe pressing joints \varnothing 10 – 108 (110) mm
 \varnothing $\frac{3}{8}$ – 4"

Complete range of REMS pressing tongs/pressing rings/
pressing rings XL for all common pressfitting systems,
see page 188 – 222.

REMS Power-Press XL ACC – universal up to \varnothing 110 mm.
Pressing of \varnothing 10 – 108 mm in just one action.
Ultra-fast, e.g. Geberit Mapress stainless steel \varnothing 108 mm
in only 15 seconds. With automatic circuit control.
Automatic locking of pressing tongs.

System advantage

Only **one** type of pressing tongs/pressing rings for all REMS radial presses 32 kN and suitable radial presses of other makes with 32 kN thrust force.

All pressing tongs marked by a * have another connection and also fit the manual radial press REMS Eco-Press. Thus simple, inexpensive stocking.

Pressing tongs/pressing rings for all common systems

Complete assortment of REMS pressing tongs/pressing rings/pressing rings XL for all common pressfitting systems (page 188 – 222). Highly durable pressing tongs/XL pressing rings made of tenacious, specially hardened special steel. Pressing contours of REMS pressing tongs/pressing rings/pressing rings XL are system-specific and correspond to the respective pressfitting system. Thus perfect system conformity, safe press jointing. Adapter tongs are required, as an accessory, for driving the REMS (PR) pressing rings.

Design

Compact, robust, job site-proven. Small in size, slender design, drive unit only 5.5 kg. Long working stroke for pressings in a single action, ideal for large dimensions. Ultra-fast, e.g. Geberit Mapress stainless steel \varnothing 108 mm in only 15 seconds. Ergonomically designed housing with soft grip and recessed handle. Swivelling pressing tongs/adapter tongs seat. Secure seating of pressing tongs by automatic locking. Also suitable for other suitable makes of pressing tongs/pressing rings. Adjustable hand guard.

Pressing operation by touch-control with ACC

For reliable service, operating and functional safety. Automatic retraction after completion of pressing operation (automatic circuit control).

Drive

Enormous thrust and pressing force for fast and perfect press jointing. Thrust force 32 kN. Powerful electro-hydraulic drive with proven universal motor 450 W, robust planetary gear, eccentric reciprocating pump and compact high power hydraulic system. Safety tip switch.



German Quality Product

Tested by electrosuisse >>>



Info

Supply format

REMS Power-Press XL ACC Basic-Pack. Electro-hydraulic radial press 32 kN with automatic retraction for producing pressing joints \varnothing 10 – 108 (110) mm, \varnothing $\frac{3}{8}$ – 4". For driving REMS pressing tongs/pressing rings/pressing rings XL and other suitable makes of pressing tongs/pressing rings. Pressing tongs seat with automatic locking. Electro-hydraulic drive with proven universal motor 230 V or 110 V, 50 – 60 Hz, 450 W, robust planetary gear, eccentric reciprocating pump and compact high power hydraulic system. Safety tip switch.

| Version | Art.-No. |
|-------------------------|----------|
| In transport case XL. | 579010 |
| In XL-Boxx system case. | 579012 |

Other voltages on request.



Accessories

| Description | Art.-No. |
|--|----------|
| REMS Power-Press XL ACC drive Unit | 579000 |
| Adapter tongs Z6 XL for driving REMS pressing rings 64.0 – 108.0 XL (PR-3S), 2 1/2 – 4" XL (PR-3S) with REMS Power-Press XL ACC | 579120 |
| Adapter tongs for other REMS pressing rings see page 222. | |
| REMS pressing tongs/pressing rings/pressing rings XL see page 188 – 222. | |
| REMS cropping tongs for threaded rods see page 225. | |
| REMS cable shear for electric cable see page 225. | |
| Transport case XL with inlays and practical carrying handles | 579240 |
| XL-Boxx system case with inserts | 579601 |





REMS Akku-Press 14 V

Cordless radial press 32 kN with switch-off signal

Universal, handy electric tool with switch-off signal for producing pipe pressing joints for all common pressfitting systems. For battery and corded operation.

Pipe pressing joints \varnothing 10 – 108 (110) mm / \varnothing $\frac{3}{8}$ – 4

Complete range of REMS pressing tongs/pressing rings for all common pressfitting systems, see page 188 – 222.

REMS Akku-Press 14 V – universal up to \varnothing 110 mm.

Secure crimping in seconds.

Automatic locking of pressing tongs.

Li-Ion 14.4 V, 3.0 Ah battery for approx. 270 pressings

ViEGA Profipress DN 15 with one battery charge.

System advantage

Only **one** type of pressing tongs/pressing rings for all REMS radial presses 32 kN and suitable radial presses of other makes with 32 kN thrust force.

All pressing tongs marked by a * have another connection and also fit the manual radial press REMS Eco-Press. Thus simple, inexpensive stocking.

Pressing tongs/pressing rings for all common systems

Complete assortment of REMS pressing tongs/pressing rings for all common pressfitting systems (page 188 – 222). Highly durable pressing tongs/pressing rings made of tenacious, specially hardened special steel. Pressing contours of REMS pressing tongs/pressing rings are system-specific and correspond to the respective pressfitting system. Thus perfect system conformity, safe press jointing. Adapter tongs required for driving the REMS (PR) pressing rings, see page 222.

Design

Compact, handy, light. Drive unit with battery only 4.3 kg. Works anywhere, free-hand, overhead, in confined areas. Optimum weight distribution for single-hand operation. Ergonomically shaped housing with recessed grip. LED work light for illuminating the work place. Swivelling pressing tongs seat. Secure seating of pressing tongs/adapter tongs by automatic locking. Also suitable for other suitable makes of pressing tongs/pressing rings.

Pressing operation by touch-control

For reliable service, operating and functional safety. A perfect joint is achieved when pressing tongs close completely. Acoustic signal after successful completion of pressing operation. The pressing tongs remain in a closed position until reset button is pushed and releases. This way, the perfect pressing joint (completely closed pressing jaws) can be observed.

Drive

Enormous thrust and pressing force for fast and perfect press jointing. Thrust force 32 kN. Powerful electro-hydraulic drive with powerful battery motor 14.4 V, 380 W output, robust planetary gear, eccentric reciprocating pump and compact high power hydraulic system. Safety tip switch.

Battery or mains operation

Li-Ion PLUS technology. Highly resistant Li-Ion 14.4 V battery with 3.0 Ah capacity, for long service life. Light and powerful. Li-Ion 14.4 V, 3.0 Ah battery for approx. 270 pressings ViEGA Profipress DN 15 with one battery charge. Operating temperature range -10 to $+60$ °C. No memory effect for maximum battery power. Rapid charger 220–240 V or 110 V, 10.8–18 V, 65 W, for short charging times. Voltage supply 220–240 V/14.4 V, 33 A output, for mains operation instead of Li-Ion battery 14.4 V, as accessory.



Tested by electrosuisse >>>

German Quality Product

REMS TECHNOLOGY
LI-ION PLUS

International
Design Award

LED





Supply format

REMS Akku-Press 14 V Basic-Pack. Cordless radial press 32 kN with switch-off signal for producing pipe pressing joints \varnothing 10 – 108 (110) mm, \varnothing $\frac{3}{8}$ – 4". For driving REMS pressing tongs/pressing rings and other suitable makes of pressing tongs/pressing rings. Swivelling pressing tongs seat with automatic locking. Electro-hydraulic drive with powerful battery motor 14.4 V, 380 W, robust planetary gear, eccentric reciprocating pump and compact high power hydraulic system. Safety tip switch. LED work light. Battery Li-Ion 14.4 V, 3.0 Ah, rapid charger 220–240 V or 110 V, 50–60 Hz, 10.8–18 V, 65 W.

| Version | Art.-No. |
|------------------------|----------|
| In sturdy steel case. | 571013 |
| In L-Boxx system case. | 571020 |

Other voltages on request.

Accessories

| Description | Art.-No. |
|--|----------|
| REMS pressing tongs/pressing rings see page 188–222. | |
| REMS cropping tongs for threaded rods see page 225. | |
| REMS cable shear for electric cable see page 225. | |
| REMS Akku-Press 14 V drive unit , without battery | 571003 |
| Battery Li-Ion 14.4 V, 3.0 Ah | 571555 |
| Rapid charger 220–240 V, 50–60 Hz, 10.8–18 V, 65 W | 571560 |
| Voltage supply 220–240 V/14.4 V, 50–60 Hz, 33 A , for mains operation instead of battery Li-Ion 14.4 V. | 571565 |
| Steel case with inlay | 571290 |
| L-Boxx system case with inserts | 571283 |



REMS Akku-Press 14 V ACC

Cordless radial press 32 kN with automatic circuit control

Universal, handy electric tool with automatic circuit control for producing pipe pressing joints for all common pressfitting systems. For battery and corded operation.

Pipe pressing joints \varnothing 10–108 (110) mm / \varnothing $\frac{3}{8}$ –4

Complete range of REMS pressing tongs/
pressing rings for all common pressfitting systems,
see page 188–222.

REMS Akku-Press 14 V ACC – universal up to \varnothing 110 mm. With automatic circuit control. Secure crimping in seconds. Automatic locking of pressing tongs. Li-Ion 14.4 V, 3.0 Ah battery for approx. 270 pressings Viega Profipress DN 15 with one battery charge.

System advantage

Only **one** type of pressing tongs/pressing rings for all REMS radial presses 32 kN and suitable radial presses of other makes with 32 kN thrust force.

All pressing tongs marked by a * have another connection and also fit the manual radial press REMS Eco-Press. Thus simple, inexpensive stocking.

Pressing tongs/pressing rings for all common systems

Complete assortment of REMS pressing tongs/pressing rings for all common pressfitting systems (page 188–222). Highly durable pressing tongs/pressing rings made of tenacious, specially hardened special steel. Pressing contours of REMS pressing tongs/pressing rings are system-specific and correspond to the respective pressfitting system. Thus perfect system conformity, safe press jointing. Adapter tongs required for driving the REMS (PR) pressing rings, see page 222.

Design

Compact, handy, light. Drive unit with battery only 4.3 kg. Works anywhere, free-hand, overhead, in confined areas. Optimum weight distribution for single-hand operation. Ergonomically shaped housing with recessed grip. LED work light for illuminating the work place. Swivelling pressing tongs seat. Secure seating of pressing tongs/adapter tongs by automatic locking. Also suitable for other suitable makes of pressing tongs/pressing rings.

Pressing operation by touch-control with ACC

For reliable service, operating and functional safety. Automatic retraction after completion of pressing operation (automatic circuit control).

Drive

Enormous thrust and pressing force for fast and perfect press jointing. Thrust force 32 kN. Powerful electro-hydraulic drive with powerful battery motor 14.4 V, 380 W output, robust planetary gear, eccentric reciprocating pump and compact high power hydraulic system. Safety tip switch.

Battery or mains operation

Li-Ion PLUS technology. Highly resistant Li-Ion 14.4 V battery with 3.0 Ah capacity, for long service life. Light and powerful. Li-Ion 14.4 V, 3.0 Ah battery for approx. 270 pressings Viega Profipress DN 15 with one battery charge. Operating temperature range –10 to +60 °C. No memory effect for maximum battery power. Rapid charger 220–240 V or 110 V, 10.8–18 V, 65 W, for short charging times. Voltage supply 220–240 V/14.4 V, 33 A output, for mains operation instead of Li-Ion battery 14.4 V, as accessory.



Tested by electrosuisse >>>

German Quality Product



Info



Supply format

REMS Akku-Press 14 V ACC Basic-Pack. Cordless radial press 32 kN with automatic circuit control for producing pipe pressing joints \varnothing 10–108 (110) mm, \varnothing $\frac{3}{8}$ –4". For driving REMS pressing tongs/pressing rings and other suitable makes of pressing tongs/pressing rings. Swivelling pressing tongs seat with automatic locking. Electro-hydraulic drive with powerful battery motor 14.4 V, 380 W, robust planetary gear, eccentric reciprocating pump and compact high power hydraulic system. Safety tip switch. LED work light. Battery Li-Ion 14.4 V, 3.0 Ah, rapid charger 220–240V or 110 V, 50–60 Hz, 10.8–18V, 65W.

| Version | Art.-No. |
|------------------------|----------|
| In sturdy steel case. | 571014 |
| In L-Boxx system case. | 571019 |

Other voltages on request.

Accessories

| Description | Art.-No. |
|--|----------|
| REMS pressing tongs/pressing rings see page 188–222. | |
| REMS cropping tongs for threaded rods see page 225. | |
| REMS cable shear for electric cable see page 225. | |
| REMS Akku-Press 14 V ACC drive unit , without battery | 571004 |
| Battery Li-Ion 14.4 V, 3.0 Ah | 571555 |
| Rapid charger 220–240V, 50–60 Hz, 10.8–18V, 65W | 571560 |
| Voltage supply 220–240V/14.4V, 50–60 Hz, 33 A , for mains operation instead of battery Li-Ion 14.4 V. | 571565 |
| Steel case with inlay | 571290 |
| L-Boxx system case with inserts | 571283 |



REMS Akku-Press 22V ACC

Cordless radial press 32 kN with automatic circuit control and pressure monitoring

Universal, handy electric tool with automatic circuit control and pressure monitoring for producing pipe pressing joints for all common pressfitting systems. Li-Ion 22V Technology. For battery and corded operation.

Pipe pressing joints \varnothing 10–108 (110) mm
 \varnothing 3/8–4"

Complete range of REMS pressing tongs/pressing rings for all common pressfitting systems, see page 188–222.

REMS Akku-Press ACC – universal up to \varnothing 110 mm. With automatic circuit control and pressure monitoring. Anti-vibration system. Secure crimping in seconds. Automatic locking of pressing tongs. Li-Ion 21.6V, 2.5 Ah battery for approx. 200 pressings Viega Profipress DN 15 with one battery charge.

System advantage

Only **one** type of pressing tongs/pressing rings for all REMS radial presses 32 kN and suitable radial presses of other makes with 32 kN thrust force.

All pressing tongs marked by a * have another connection and also fit the manual radial press REMS Eco-Press. Thus simple, inexpensive stocking.

Pressing tongs/pressing rings for all common systems

Complete assortment of REMS pressing tongs/pressing rings for all common pressfitting systems (page 188–222). Highly durable pressing tongs/pressing rings made of tenacious, specially hardened special steel. Pressing contours of REMS pressing tongs/pressing rings are system-specific and correspond to the respective pressfitting system. Thus perfect system conformity, safe press jointing. Adapter tongs required for driving the REMS (PR) pressing rings, see page 222.

Design

Pressing tongs V 15 only 35.5 cm long. Works anywhere, free-hand, overhead, also in particularly tight areas. Works anywhere, free-hand, overhead, in confined areas. Optimum weight distribution for single-hand operation. Drive unit with inserted pressing tongs can be put down on the battery ready to pick up. Ergonomically designed housing and soft grips. LED work light for illuminating the work place. Machine status check. Swivelling pressing tongs seat, rotation angle $> 360^\circ$. Secure seating of pressing tongs/adapter tongs by automatic locking. Also for other suitable makes of pressing tongs/pressing rings.

Pressure monitoring

Monitoring of the pressure during the pressing process. Pressure evaluation with coloured LED.

Anti-vibration system

Special drive technology with weight balancing and soft grips for low-vibration, fatigue-free pressing.

Pressing operation by touch-control with ACC

For reliable service, operating and functional safety. Automatic retraction after completion of pressing operation (automatic circuit control).

Drive

Enormous thrust and pressing force for fast and perfect press jointing. Thrust force 32 kN. Powerful electro-hydraulic drive with powerful battery motor 21.6V, 380 W output, robust planetary gear, eccentric reciprocating pump and compact high power hydraulic system. Safety tip switch.

Battery or mains operation

Li-Ion 22V Technology. Highly resistant Li-Ion 21.6V battery with 1.5, 2.5, 5.0 or 9.0 Ah capacity, for long service life. Light and powerful. Li-Ion 21.6V, 1.5 Ah batteries for approx. 120 pressings, 2.5 Ah for approx. 200 pressings, 5.0 Ah for approx. 400 pressings, 9.0 Ah for approx. 720 pressings Viega Profipress DN 15 with one battery charge. Graduated charging status check by coloured LEDs. Operating temperature range – 10 to + 60 °C. No memory effect for maximum battery power. Rapid charger 100–240V, 90W. Rapid charger 100–240V, 290W, for shorter charging times, as accessory. Voltage supply 220–240V/21.6V, 15 A output, for mains operation instead of Li-Ion battery 21.6V, as accessory.



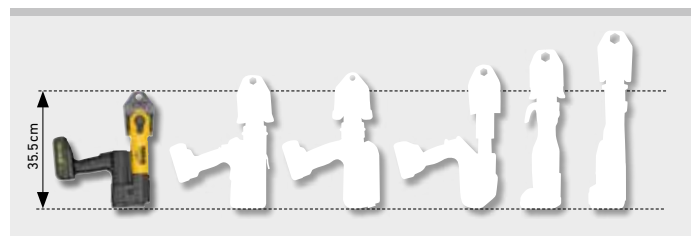
German Quality Product



Tested by electrosuisse



Info



The little one amongst the big. Only 3.2 kg.

REMS Akku-Press 22 V ACC

Cordless radial press 32 kN with automatic circuit control and pressure monitoring



Supply format

REMS Akku-Press 22 V ACC Basic-Pack. Cordless radial press 32 kN with automatic circuit control and pressure monitoring for making press joints Ø 10–108 (110) mm, Ø 3/8–4". For driving REMS pressing tongs/pressing rings and other suitable makes of pressing tongs/pressing rings. Swivelling pressing tongs seat with automatic locking. Electro-hydraulic drive with powerful battery motor 21.6 V, 380 W, robust planetary gear, eccentric reciprocating pump and compact high power hydraulic system. Anti-vibration system. Safety tip switch. LED work light. Battery Li-Ion 21.6 V, 2.5 Ah, rapid charger 100–240 V, 50–60 Hz, 90 W.

| Version | Art.-No. |
|------------------------|----------|
| In sturdy steel case. | 576010 |
| In L-Boxx system case. | 576011 |

Other voltages on request.

Accessories

| Description | Art.-No. |
|--|----------|
| REMS pressing tongs/pressing rings see page 188–222. | |
| REMS cropping tongs for threaded rods see page 225. | |
| REMS cable shear for electric cable see page 225. | |
| REMS Akku-Press 22 V ACC drive unit, without battery | 576000 |
| Battery Li-Ion 21.6 V, 1.5 Ah | 571570 |
| Battery Li-Ion 21.6 V, 2.5 Ah | 571571 |
| Battery Li-Ion 21.6 V, 5.0 Ah | 571581 |
| Battery Li-Ion 21.6 V, 9.0 Ah | 571583 |
| Rapid charger 100–240 V, 50–60 Hz, 90 W | 571585 |
| Rapid charger 100–240 V, 50–60 Hz, 290 W | 571587 |
| Voltage supply 220–240 V/21.6 V, 50–60 Hz, 15 A, for mains operation instead of battery Li-Ion 21.6 V. | 571567 |
| Steel case with inlay | 571290 |
| L-Boxx system case with inserts | 571283 |
| REMS Lumen 2800 22 V, cordless LED flood lamp, see page 107 | |



REMS Akku-Press XL 45 kN 22 V ACC

Cordless radial press XL 45 kN
with automatic circuit control

Universal, powerful electric tool with automatic circuit control for producing XL pipe pressing joints for all common pressfitting systems. Thrust force 45 kN. Li-Ion 22V Technology. For battery and corded operation.

| | |
|-------------------------|---------------|
| Pipe pressing joints XL | Ø 64 – 108 mm |
| | Ø 2½ – 4" |

Complete range of REMS pressing rings XL for all common pressfitting systems, see page 188 – 222.

REMS Akku-Press XL 45 kN 22 V ACC – the powerful one with 45 kN thrust force. Pressing of Ø 64 – 108 mm in a single action. Anti-vibration system. Super fast, e.g. Geberit Mapress stainless steel Ø 108 mm in just 15 s. With automatic circuit control. Secure seating of adapter tongs by automatic locking.

Li-Ion 21.6 V, 5.0 Ah battery, for approx. 150 pressings Geberit Mapress stainless steel Ø 108.0 mm with one battery charge.

Pressing rings XL for all common systems

Full range of REMS pressing rings XL for driving by REMS Akku-Press XL 45 kN 22V ACC (page 188 – 222). Highly durable pressing rings XL made of tenacious, specially hardened special steel. Pressing contours of REMS pressing rings XL are system-specific and correspond to the respective pressfitting system. Thus perfect system conformity, safe press jointing.

Adapter tongs Z7 XL 45 kN

For driving REMS pressing rings XL by REMS Akku-Press XL 45 kN 22V ACC adapter tongs Z7 XL 45 kN are required.

Design

Compact, robust, job site-proven. Small in size, slender design, drive unit with battery only 6.5 kg. Long working stroke for pressings in a single action. Super fast, e.g. Geberit Mapress stainless steel Ø 108 mm in just 15 s. Drive unit with inserted pressing tongs can be put down on the battery ready to pick up. Ergonomically designed housing and soft grips. LED work light for illuminating the work place. Machine status check. Swivelling pressing ring seat, rotation angle > 360°. Secure seating of adapter tongs by automatic locking.

Anti-vibration system

Special drive technology with weight balancing and soft grips for low-vibration, fatigue-free pressing.

Pressing operation by touch-control with ACC

For reliable service, operating and functional safety. Automatic retraction after completion of pressing operation (automatic circuit control).

Drive

Enormous thrust and pressing force for fast and perfect press jointing. Thrust force 45 kN. Powerful electro-hydraulic drive with powerful battery motor 21.6 V, 380 W output, robust planetary gear, eccentric dual-piston pump and compact high power hydraulic system. Safety tip switch.

Battery or mains operation

Li-Ion 22V Technology. Highly resistant Li-Ion 21.6 V battery with 5.0 or 9.0 Ah capacity, for long service life. Light and powerful. Li-Ion 21.6 V, 5.0 Ah batteries for approx. 150 pressings, 9.0 Ah for approx. 270 pressings Geberit Mapress stainless steel Ø 108.0 mm with one battery charge. Graduated charging status check by coloured LEDs. Operating temperature range – 10 to + 60 °C. No memory effect for maximum battery power. Rapid charger 100 – 240 V, 90 W. Rapid charger 100 – 240 V, 290 W, for shorter charging times, as accessory. Voltage supply 220 – 240 V/21.6 V, 40 A output, for mains operation instead of Li-Ion battery 21.6 V, as accessory.



German Quality Product



Info





Supply format

REMS Akku-Press XL 45 kN 22 V ACC Basic-Pack Z7. Cordless radial press 45 kN with automatic circuit control for making press joints XL Ø 64–108 mm, Ø 2½–4". For driving REMS pressing rings XL. Swivelling pressing ring seat with automatic locking. Electro-hydraulic drive with powerful battery motor 21.6V, 380W, robust planetary gear, eccentric dual-piston pump and compact high power hydraulic system. Anti-vibration system. Safety tip switch. LED work light. Battery Li-Ion 21.6 V, 5.0 Ah, rapid charger 100–240V, 50–60Hz, 90W. Adapter tongs Z7 XL 45 kN. In XL-Boxx system case.

| | Art.-No. |
|--|----------|
| | 579014 |

Other voltages on request.

Accessories

| Description | Art.-No. |
|--|----------|
| REMS Akku-Press XL 45 kN 22 V ACC drive unit, without battery | 579001 |
| Adapter tongs Z7 XL 45 kN for driving REMS pressing rings 64.0–108.0 XL (PR-3S), 2½–4" XL (PR-3S), 2½–4" XL (PR-3B) with REMS Akku-Press XL 45 kN 22 V ACC | 579123 |

REMS pressing rings XL see page 188–222

| | |
|---|--------|
| Battery Li-Ion 21.6 V, 5.0 Ah | 571581 |
| Battery Li-Ion 21.6 V, 9.0 Ah | 571583 |
| Rapid charger 100–240V, 50–60 Hz, 90W | 571585 |
| Rapid charger 100–240V, 50–60 Hz, 290W | 571587 |
| Voltage supply 220–240V/21.6V, 50–60 Hz, 40A, for mains operation instead of battery Li-Ion 21.6V | 571578 |
| XL-Boxx system case with inserts | 579601 |

REMS Lumen 2800 22V, cordless LED flood lamp, see page 107



for all common pressfitting systems

**Select REMS pressing tongs/
REMS pressing rings yourself!**

Find the desired press fitting system in the table below and choose the size of pressing tongs/pressing rings that you require. Please note that pressfitting systems for gas installation may only be pressed with the pressing tongs/pressing rings which are highlighted in yellow in the table.

Highly durable pressing tongs/pressing rings made of tenacious, specially hardened special steel. Pressing contours of REMS pressing tongs/pressing rings are system-specific and correspond with the respective pressfitting system. Thus perfect system-conformity, safe press jointing. Pressing jaws of pressing tongs/pressing rings manufactured on CNC production centres ensure high-precision machining of pressing contour. Low production tolerances as a result.

Driven by REMS radial presses 32 kN and suitable radial presses of other makes with 32 kN thrust force or, if the system requires, by REMS Akku-Press XL 45 kN 22V ACC with 45 kN thrust force, see the table below. Adapter tongs (page 222) required for driving REMS (PR) pressing rings. All pressing tongs marked with * have an optional connection for manual drive through the radial press REMS Eco-Press. Read and observe the instructions for use and assembly instructions of the system provider/manufacturer.

REMS pressing tongs (PZ-2B)

REMS pressing tongs (PZ-2B) with 2 swivellable monoblock pressing jaws. Most sold standard version. REMS ACz, Fz, RFz, RFlz, VMPz pressing tongs with teeth prevent formation of burr on the pressfitting (**Patent EP 2 027 971**).

REMS pressing tongs (PZ-4G)

REMS pressing tongs (PZ-4G) with two pivoted, parallel aligned pressing segments for linear pressing of midsize dimensions.

REMS pressing tongs (PZ-S)

REMS pressing tongs (S) with one fixed and two pivoted pressing segments, for midsize dimensions. REMS VMPz pressing tongs with teeth prevent formation of burr on the pressfitting.

REMS pressing rings (PR-3S)

REMS pressing ring (PR-3S) with 3 pressing segments, 2 swivel guided, for large dimension complex pressings. Ideal pressing through radially controlled movement of pressing segments (**Patent EP 2 080 592**). Adapter tongs required, see page 222.

REMS pressing rings (PR-3B)

REMS pressing rings (PR-3B) with 3 pressing segments for high quality, large dimension pressings. Optimum pressing by radially controlled movement of the pressing segments. Adapter tongs required, see page 222. REMS VAUFz, VFz, VMPz, VUSFz pressing rings with teeth prevent formation of burr on the pressfitting.

REMS pressing rings 45° (PR-2B)

REMS pressing ring 45° (PR-2B), with 2 pressing jaws, for secure engagement of the pressing jaws in places of difficult access by 45° inclination (**Patent EP 2 774 725**). Adapter tongs required, see page 222.

Traceability according to EN 1775:2007

REMS pressing tongs/pressing rings with pressing contour F, M, V, SA, B, RN and UP have worked a specific marking into the pressing contour which leaves a lasting impression on the pressed fitting after the pressing process. This enables the user to check again whether the most suitable pressing tongs or the suitable pressing ring have been used to make the pressfit connection even after the pressing process.

With this traceability REMS fulfils the recommendations of the European standard EN 1775:2007 for the installation of pressfitting systems for gas.

Confirmation of suitability

See page 223.

Hold-Harmless and Indemnification Agreement

See page 224.



Two connections for REMS Eco-Press manual radial press and REMS 32 kN radial presses.



German Quality Product



REMS pressing tongs (PZ-2B)



REMS pressing tongs (PZ-4G)



REMS pressing tongs (PZ-S)



REMS pressing rings (PR-3S)




REMS pressing rings (PR-3B)



REMS pressing rings 45° (PR-2B) Patent EP 2 774 725

REMS pressing tongs
REMS pressing rings

Accessories for REMS radial presses (except for REMS Mini-Press) and suitable radial presses of other makes



Pressing tongs with teeth prevent formation of burr on the pressfitting. Patent EP 2 027 971

Example REMS pressing tongs M: "M" imprint on pressed fitting for traceability according to EN 1775:2007

REMS pressing tongs

REMS pressing rings

Accessories for REMS radial presses (except for REMS Mini-Press) and suitable radial presses of other makes

| System | Pressing tongs / pressing rings | Driven by adapter tongs | Art.-No. | |
|---|---|---|----------|--------|
| A | | | | |
| AC-FIX PRESS (Global Piping Systems) | H 12* | | 570300 | |
| | H 16* | | 570320 | |
| | H 20* | | 570350 | |
| | H 25* | | 570360 | |
| | H 32 | | 570380 | |
| | Rfz 12* | | 571320 | |
| | Rfz 16* | | 571325 | |
| | Rfz 20* | | 571330 | |
| | Rfz 25 | | 571335 | |
| | Rfz 32 | | 571340 | |
| | U 16* | | 570765 | |
| | U 20* | | 570775 | |
| | U 25* | | 570780 | |
| | U 32 | | 570785 | |
| | VX 16* | | 571635 | |
| | VX 20* | | 571640 | |
| | AC-FIX PRESS DUO (Global Piping Systems) | Rfz 16* | | 571325 |
| | | Rfz 20* | | 571330 |
| | | Rfz 25 | | 571335 |
| | | Rfz 32 | | 571340 |
| TH 16* | | | 570460 | |
| TH 20* | | | 570470 | |
| TH 25* | | | 570495 | |
| TH 26* | | | 570475 | |
| TH 32 | | | 570480 | |
| TH 16 45° (PR-2B) | | Z1 | 574558 | |
| TH 20 45° (PR-2B) | | Z1 | 574560 | |
| TH 26 45° (PR-2B) | | Z1 | 574562 | |
| TH 32 45° (PR-2B) | | Z1 | 574564 | |
| U 16* | | | 570765 | |
| U 20* | | | 570775 | |
| U 25* | | 570780 | | |
| U 32 | | 570785 | | |
| AC-FIX PRESS-MULTI (Global Piping Systems) | H 16* | | 570320 | |
| | H 18* | | 570340 | |
| | H 20* | | 570350 | |
| | H 25* | | 570360 | |
| | H 32 | | 570380 | |
| | Rfz 16* | | 571325 | |
| | Rfz 20* | | 571330 | |
| | Rfz 25 | | 571335 | |
| | Rfz 32 | | 571340 | |
| | U 16* | | 570765 | |
| | U 18* | | 570770 | |
| | U 20* | | 570775 | |
| | U 25* | | 570780 | |
| | U 32 | | 570785 | |
| | ACOME ACOPEX ALU | H 16* | | 570320 |
| H 20* | | | 570350 | |
| H 26* | | | 570370 | |
| H 32 | | | 570380 | |
| TH 16* | | | 570460 | |
| TH 20* | | | 570470 | |
| TH 26* | | | 570475 | |
| TH 32 | | | 570480 | |
| U 16* | | | 570765 | |
| U 20* | | | 570775 | |
| U 32 | | 570785 | | |
| ACOME MT | ACz 12* | | 572642 | |
| | ACz 16* | | 572644 | |
| | ACz 20* | | 572646 | |
| | ACz 25 | | 572648 | |
| | M 12 | | 570100 | |
| AHLSELL A-press elförzinkad M | M 15 | | 570110 | |
| | M 18 | | 570120 | |
| | M 22 | | 570130 | |
| | M 28 | | 570140 | |
| | M 35 | | 570150 | |
| | M 42 (PR-3S) | Z2 | 572706 | |
| | M 54 (PR-3S) | Z2 | 572708 | |
| | M 76,1 XL (PR-3S) | Z6 XL ³⁾ / Z7 XL 45 kN ⁴⁾ | 579101 | |
| | M 88,9 G XL (PR-3S) | Z6 XL ³⁾ / Z7 XL 45 kN ⁴⁾ | 579110 | |
| | M 108,0 G XL (PR-3S) | Z6 XL ³⁾ / Z7 XL 45 kN ⁴⁾ | 579111 | |
| | M 12 45° (PR-2B) | Z1 | 574520 | |
| | M 15 45° (PR-2B) | Z1 | 574522 | |
| | M 18 45° (PR-2B) | Z1 | 574524 | |
| | M 22 45° (PR-2B) | Z1 | 574526 | |
| | M 28 45° (PR-2B) | Z1 | 574528 | |
| | M 35 45° (PR-2B) | Z1 | 574530 | |
| | AHLSELL A-press elförzinkad V | V 12 | | 570107 |
| | | V 15 | | 570115 |
| | | V 18 | | 570125 |
| | | V 22 | | 570135 |
| V 28 | | | 570145 | |
| V 35 | | | 570155 | |
| V 42 | | | 570165 | |
| V 54 | | | 570175 | |
| V 12 45° (PR-2B) | | Z1 | 574502 | |
| V 15 45° (PR-2B) | | Z1 | 574504 | |
| V 18 45° (PR-2B) | | Z1 | 574506 | |
| V 22 45° (PR-2B) | | Z1 | 574508 | |
| V 28 45° (PR-2B) | | Z1 | 574510 | |
| V 35 45° (PR-2B) | | Z1 | 574512 | |
| AHLSELL A-press koppar M | | M 12 | | 570100 |
| | M 15 | | 570110 | |
| | M 18 | | 570120 | |
| | M 22 | | 570130 | |
| | M 28 | | 570140 | |
| | M 35 | | 570150 | |
| | M 42 (PR-3S) | Z2 | 572706 | |
| | M 54 (PR-3S) | Z2 | 572708 | |
| | M 76,1 XL (PR-3S) | Z6 XL ³⁾ / Z7 XL 45 kN ⁴⁾ | 579101 | |
| | M 88,9 G XL (PR-3S) | Z6 XL ³⁾ / Z7 XL 45 kN ⁴⁾ | 579110 | |
| | M 108,0 G XL (PR-3S) | Z6 XL ³⁾ / Z7 XL 45 kN ⁴⁾ | 579111 | |
| | M 15 45° (PR-2B) | Z1 | 574522 | |
| | M 18 45° (PR-2B) | Z1 | 574524 | |
| | M 22 45° (PR-2B) | Z1 | 574526 | |
| | M 28 45° (PR-2B) | Z1 | 574528 | |
| M 35 45° (PR-2B) | Z1 | 574530 | | |

| System | Pressing tongs / pressing rings | Driven by adapter tongs | Art.-No. |
|---|---------------------------------|---|----------|
| AHLSELL A-press koppar V | V 12 | | 570107 |
| | V 15 | | 570115 |
| | V 18 | | 570125 |
| | V 22 | | 570135 |
| | V 28 | | 570145 |
| | V 35 | | 570155 |
| | V 42 | | 570165 |
| | V 54 | | 570175 |
| | V 12 45° (PR-2B) | Z1 | 574502 |
| | V 15 45° (PR-2B) | Z1 | 574504 |
| | V 18 45° (PR-2B) | Z1 | 574506 |
| | V 22 45° (PR-2B) | Z1 | 574508 |
| | V 28 45° (PR-2B) | Z1 | 574510 |
| | V 35 45° (PR-2B) | Z1 | 574512 |
| | AHLSELL A-press rostfritt | M 15 | |
| M 18 | | | 570120 |
| M 22 | | | 570130 |
| M 28 | | | 570140 |
| M 35 | | | 570150 |
| M 42 (PR-3S) | | Z2 | 572706 |
| M 54 (PR-3S) | | Z2 | 572708 |
| M 76,1 XL (PR-3S) | | Z6 XL ³⁾ / Z7 XL 45 kN ⁴⁾ | 579101 |
| M 88,9 G XL (PR-3S) | | Z6 XL ³⁾ / Z7 XL 45 kN ⁴⁾ | 579110 |
| M 108,0 G XL (PR-3S) | | Z6 XL ³⁾ / Z7 XL 45 kN ⁴⁾ | 579111 |
| M 15 45° (PR-2B) | | Z1 | 574522 |
| M 18 45° (PR-2B) | | Z1 | 574524 |
| M 22 45° (PR-2B) | | Z1 | 574526 |
| M 28 45° (PR-2B) | | Z1 | 574528 |
| M 35 45° (PR-2B) | | Z1 | 574530 |
| AIRBEL PRESSCLIM | M 15 | | 570110 |
| | M 18 | | 570120 |
| | M 22 | | 570130 |
| | M 28 | | 570140 |
| | M 35 | | 570150 |
| | M 42 (PR-3S) | Z2 | 572706 |
| | M 54 (PR-3S) | Z2 | 572708 |
| | M 76,1 XL (PR-3S) | Z6 XL ³⁾ / Z7 XL 45 kN ⁴⁾ | 579101 |
| | M 88,9 G XL (PR-3S) | Z6 XL ³⁾ / Z7 XL 45 kN ⁴⁾ | 579110 |
| | M 108,0 G XL (PR-3S) | Z6 XL ³⁾ / Z7 XL 45 kN ⁴⁾ | 579111 |
| | M 15 45° (PR-2B) | Z1 | 574522 |
| | M 18 45° (PR-2B) | Z1 | 574524 |
| | M 22 45° (PR-2B) | Z1 | 574526 |
| | M 28 45° (PR-2B) | Z1 | 574528 |
| | M 35 45° (PR-2B) | Z1 | 574530 |
| AIRBEL SERTINOX | M 15 | | 570110 |
| | M 18 | | 570120 |
| | M 22 | | 570130 |
| | M 28 | | 570140 |
| | M 35 | | 570150 |
| | M 42 (PR-3S) | Z2 | 572706 |
| | M 54 (PR-3S) | Z2 | 572708 |
| | M 76,1 XL (PR-3S) | Z6 XL ³⁾ / Z7 XL 45 kN ⁴⁾ | 579101 |
| | M 88,9 G XL (PR-3S) | Z6 XL ³⁾ / Z7 XL 45 kN ⁴⁾ | 579110 |
| | M 108,0 G XL (PR-3S) | Z6 XL ³⁾ / Z7 XL 45 kN ⁴⁾ | 579111 |
| | M 15 45° (PR-2B) | Z1 | 574522 |
| | M 18 45° (PR-2B) | Z1 | 574524 |
| | M 22 45° (PR-2B) | Z1 | 574526 |
| | M 28 45° (PR-2B) | Z1 | 574528 |
| | M 35 45° (PR-2B) | Z1 | 574530 |
| ALB Sistema Multicapa | TH 16* | | 570460 |
| | TH 18* | | 570465 |
| | TH 20* | | 570470 |
| | TH 26* | | 570475 |
| | TH 32 | | 570480 |
| | TH 40 | | 570485 |
| | TH 50 (PZ-S) | | 572400 |
| | TH 63 (PZ-S) | | 572405 |
| | TH 16 45° (PR-2B) | Z1 | 574558 |
| | TH 20 45° (PR-2B) | Z1 | 574560 |
| | TH 26 45° (PR-2B) | Z1 | 574562 |
| | TH 32 45° (PR-2B) | Z1 | 574564 |
| | H 16* | | 570320 |
| | H 18* | | 570340 |
| | H 20* | | 570350 |
| H 26* | | 570370 | |
| H 32 | | 570380 | |
| H 40 (PZ-4G) | | 570390 | |
| U 16* | | 570765 | |
| U 18* | | 570770 | |
| U 20* | | 570775 | |
| C 26* | | 570750 | |
| U 32 | | 570785 | |
| U 40 | | 570790 | |
| ALB Sistema Multicapa Gas ⁹⁾ | TH 16* | | 570460 |
| | TH 20* | | 570470 |
| | TH 26* | | 570475 |
| | TH 32 | | 570480 |
| | TH 16 45° (PR-2B) | Z1 | 574558 |
| | TH 20 45° (PR-2B) | Z1 | 574560 |
| | TH 26 45° (PR-2B) | Z1 | 574562 |
| | TH 32 45° (PR-2B) | Z1 | 574564 |
| | H 16* | | 570320 |
| | H 20* | | 570350 |
| | H 26* | | 570370 |
| | H 32 | | 570380 |
| | U 16* | | 570765 |
| | U 20* | | 570775 |
| | C 26* | | 570750 |
| U 32 | | 570785 | |

REMS pressing tongs

REMS pressing rings

Accessories for REMS radial presses (except for REMS Mini-Press) and suitable radial presses of other makes

| System | Pressing tongs / pressing rings | Driven by adapter tongs | Art.-No. | |
|--|---------------------------------|-------------------------|----------|--------|
| ALTECH Altech | RFz 12* | | 571320 | |
| | RFz 16* | | 571325 | |
| | RFz 20* | | 571330 | |
| | RFz 25 | | 571335 | |
| APE MULTYGAS Serie AP Gas ⁹⁾ | TH 16* | | 570460 | |
| | TH 20* | | 570470 | |
| | TH 26* | | 570475 | |
| | TH 32 | | 570480 | |
| APE Serie AP | B 16* | | 570850 | |
| | B 20* | | 570860 | |
| | B 26 | | 570870 | |
| | B 32 | | 570880 | |
| | H 16* | | 570320 | |
| | H 20* | | 570350 | |
| | H 26* | | 570370 | |
| | H 32 | | 570380 | |
| | TH 16* | | 570460 | |
| | TH 18* | | 570465 | |
| | TH 20* | | 570470 | |
| | TH 26* | | 570475 | |
| | TH 32 | | 570480 | |
| | U 16* | | 570765 | |
| | U 20* | | 570775 | |
| | U 40 | | 570790 | |
| | U 50 | | 570795 | |
| | U 63 (PR-3B) | Z4 | 572837 | |
| | U 63 (PZ-S) | | 572365 | |
| | APE Serie APL | H 16* | | 570320 |
| | | H 18* | | 570340 |
| | | H 20* | | 570350 |
| | | H 26* | | 570370 |
| | | H 32 | | 570380 |
| | | TH 16* | | 570460 |
| | | TH 18* | | 570465 |
| TH 20* | | | 570470 | |
| TH 26* | | | 570475 | |
| TH 32 | | | 570480 | |
| U 16* | | | 570765 | |
| U 18* | | | 570770 | |
| U 20* | | | 570775 | |
| AQUATECHNIK Press-fitting metal | | H 16* | | 570320 |
| | | H 20* | | 570350 |
| | | H 26* | | 570370 |
| | | H 32 | | 570380 |
| | | TH 16* | | 570460 |
| | TH 20* | | 570470 | |
| | TH 26* | | 570475 | |
| | TH 32 | | 570480 | |
| | TH 16 45° (PR-2B) | Z1 | 574558 | |
| | TH 20 45° (PR-2B) | Z1 | 574560 | |
| | TH 26 45° (PR-2B) | Z1 | 574562 | |
| | TH 32 45° (PR-2B) | Z1 | 574564 | |
| | U 16* | | 570765 | |
| | U 20* | | 570775 | |
| | C 26* | | 570750 | |
| | U 32 | | 570785 | |
| | AQUATECHNIK Universal | B 16* | | 570850 |
| | | B 20* | | 570860 |
| B 26 | | | 570870 | |
| B 32 | | | 570880 | |
| F 16* | | | 570717 | |
| F 20* | | | 570727 | |
| F 26* | | | 570730 | |
| F 32 | | | 570735 | |
| F 16 45° (PR-2B) | | Z1 | 574550 | |
| F 20 45° (PR-2B) | | Z1 | 574552 | |
| F 26 45° (PR-2B) | | Z1 | 574554 | |
| F 32 45° (PR-2B) | | Z1 | 574556 | |
| H 16* | | | 570320 | |
| H 20* | | | 570350 | |
| H 26* | | | 570370 | |
| H 32 | | | 570380 | |
| TH 16* | | | 570460 | |
| TH 20* | | | 570470 | |
| TH 26* | | | 570475 | |
| TH 32 | | | 570480 | |
| TH 16 45° (PR-2B) | | Z1 | 574558 | |
| TH 20 45° (PR-2B) | | Z1 | 574560 | |
| TH 26 45° (PR-2B) | | Z1 | 574562 | |
| TH 32 45° (PR-2B) | | Z1 | 574564 | |
| U 16* | | | 570765 | |
| U 20* | | | 570775 | |
| C 26* | | | 570750 | |
| U 32 | | | 570785 | |

| System | Pressing tongs / pressing rings | Driven by adapter tongs | Art.-No. | |
|--|------------------------------------|---|----------|--------|
| ARKA DUROsystem | H 16* | | 570320 | |
| | H 20* | | 570350 | |
| | H 25* | | 570360 | |
| | H 26* | | 570370 | |
| | H 32 | | 570380 | |
| | TH 16* | | 570460 | |
| | TH 20* | | 570470 | |
| | TH 25* | | 570495 | |
| | TH 26* | | 570475 | |
| | TH 32 | | 570480 | |
| | TH 16 45° (PR-2B) | Z1 | 574558 | |
| | TH 20 45° (PR-2B) | Z1 | 574560 | |
| | TH 26 45° (PR-2B) | Z1 | 574562 | |
| | TH 32 45° (PR-2B) | Z1 | 574564 | |
| | U 16* | | 570765 | |
| | U 20* | | 570775 | |
| | Aschl NIR | M 15 | | 570110 |
| | | M 18 | | 570120 |
| M 22 | | | 570130 | |
| M 28 | | | 570140 | |
| M 35 | | | 570150 | |
| M 42 (PR-3S) | | Z2 | 572706 | |
| M 54 (PR-3S) | | Z2 | 572708 | |
| M 76,1 XL (PR-3S) | | Z6 XL ³⁾ / Z7 XL 45 kN ⁴⁾ | 579101 | |
| M 88,9 G XL (PR-3S) | | Z6 XL ³⁾ / Z7 XL 45 kN ⁴⁾ | 579110 | |
| M 108,0 G XL (PR-3S) | | Z6 XL ³⁾ / Z7 XL 45 kN ⁴⁾ | 579111 | |
| M 15 45° (PR-2B) | | Z1 | 574522 | |
| M 18 45° (PR-2B) | | Z1 | 574524 | |
| M 22 45° (PR-2B) | | Z1 | 574526 | |
| M 28 45° (PR-2B) | | Z1 | 574528 | |
| M 35 45° (PR-2B) | | Z1 | 574530 | |
| ASSOTHERM IPC-RAC Carbon Steel | | M 15 | | 570110 |
| | | M 18 | | 570120 |
| | | M 22 | | 570130 |
| | M 28 | | 570140 | |
| | M 35 | | 570150 | |
| | M 42 (PZ-4G) | | 570160 | |
| ASSOTHERM IPI-RAX Carbon Steel | M 54 (PZ-4G) | | 570170 | |
| | M 42 (PR-3S) | Z2 | 572706 | |
| | M 54 (PR-3S) | Z2 | 572708 | |
| | M 76,1 XL (PR-3S) | Z6 XL ³⁾ / Z7 XL 45 kN ⁴⁾ | 579101 | |
| | M 88,9 G XL (PR-3S) | Z6 XL ³⁾ / Z7 XL 45 kN ⁴⁾ | 579110 | |
| | M 108,0 G XL (PR-3S) | Z6 XL ³⁾ / Z7 XL 45 kN ⁴⁾ | 579111 | |
| | M 15 45° (PR-2B) | Z1 | 574522 | |
| | M 18 45° (PR-2B) | Z1 | 574524 | |
| | M 22 45° (PR-2B) | Z1 | 574526 | |
| | M 28 45° (PR-2B) | Z1 | 574528 | |
| | M 35 45° (PR-2B) | Z1 | 574530 | |
| | ASSOTHERM IPI-RAX Inox | M 15 | | 570110 |
| | | M 18 | | 570120 |
| | | M 22 | | 570130 |
| | | M 28 | | 570140 |
| | | M 35 | | 570150 |
| | | M 42 (PZ-4G) | | 570160 |
| | | M 54 (PZ-4G) | | 570170 |
| M 42 (PR-3S) | | Z2 | 572706 | |
| M 54 (PR-3S) | | Z2 | 572708 | |
| M 76,1 XL (PR-3S) | | Z6 XL ³⁾ / Z7 XL 45 kN ⁴⁾ | 579101 | |
| M 88,9 G XL (PR-3S) | | Z6 XL ³⁾ / Z7 XL 45 kN ⁴⁾ | 579110 | |
| M 108,0 G XL (PR-3S) | | Z6 XL ³⁾ / Z7 XL 45 kN ⁴⁾ | 579111 | |
| M 15 45° (PR-2B) | | Z1 | 574522 | |
| M 18 45° (PR-2B) | | Z1 | 574524 | |
| M 22 45° (PR-2B) | | Z1 | 574526 | |
| M 28 45° (PR-2B) | | Z1 | 574528 | |
| M 35 45° (PR-2B) | | Z1 | 574530 | |
| ASSOTHERM IPI-RAX Inox Gas ⁹⁾ | | M 15 | | 570110 |
| | M 18 | | 570120 | |
| | M 22 | | 570130 | |
| | M 28 | | 570140 | |
| | M 35 | | 570150 | |
| | M 42 (PZ-4G) | | 570160 | |
| | M 54 (PZ-4G) | | 570170 | |
| | M 42 (PR-3S) | Z2 | 572706 | |
| | M 54 (PR-3S) | Z2 | 572708 | |
| | M 76,1 XL (PR-3S) | Z7 XL 45 kN ⁴⁾ | 579101 | |
| | M 88,9 G XL (PR-3S) ⁷⁾ | Z7 XL 45 kN ⁴⁾ | 579110 | |
| | M 108,0 G XL (PR-3S) ⁷⁾ | Z7 XL 45 kN ⁴⁾ | 579111 | |
| | M 15 45° (PR-2B) | Z1 | 574522 | |
| | M 18 45° (PR-2B) | Z1 | 574524 | |
| | M 22 45° (PR-2B) | Z1 | 574526 | |
| | M 28 45° (PR-2B) | Z1 | 574528 | |
| | M 35 45° (PR-2B) | Z1 | 574530 | |

* These pressing tongs also fit the manual radial press REMS Eco-Press. Observe the national regulations.

¹⁾ Only pressing tongs from designation "108" (1st quarter of 2008), "208" (2nd quarter of 2008) etc. can be used. The designation is stamped on every pressing jaw.

²⁾ For this pressfitting system producing a pressing joint with manual radial presses is not permitted.

³⁾ Driven by REMS Power-Press XL ACC.

⁴⁾ Driven by REMS Akku-Press XL 45 kN 22V ACC.

⁵⁾ For taking suitable pressing inserts.

⁶⁾ Press fittings made of red bronze (Sanpress XL) must be pressed with pressing rings with press contour VR, copper fittings (Profipress XL, Profipress G XL), carbon steel (Prestabo XL) and stainless steel fittings (Sanpress Inox XL, Sanpress Inox G XL) with pressing rings with press contour VF.

⁷⁾ Use pressing rings labelled "M 88.9 G" or "M 108 G" on the three pressing segments for gas installations.

⁸⁾ For making press joints for operating pressure ≤ PN 10.

⁹⁾ Pressfitting systems for gas installations must only be pressed with pressing tongs/pressing rings which are highlighted in yellow. Observe the national regulations.

The suitability of REMS pressing tools for pressfitting systems: Date 21.10.2021. For the updated situation regarding suitability status check our website: www.rems.de > Downloads > Product catalogues, brochures > REMS Catalogue.

See page 222 for adapter tongs. Pressing tongs/pressing rings for additional pressfitting systems on request.

REMS pressing tongs REMS pressing rings

Accessories for REMS radial presses (except for REMS Mini-Press)
and suitable radial presses of other makes

| System | Pressing tongs / pressing rings | Driven by adapter tongs | Art.-No. | |
|--|---|---|----------|--------|
| ASSOTHERM IPM-Multistrato | H 16* | | 570320 | |
| | H 20* | | 570350 | |
| | H 26* | | 570370 | |
| | H 32 | | 570380 | |
| | TH 16* | | 570460 | |
| | TH 20* | | 570470 | |
| | TH 26* | | 570475 | |
| | TH 32 | | 570480 | |
| | THL 32 | | 570487 | |
| | TH 40 | | 570485 | |
| | TH 50 (PZ-S) | | 572400 | |
| | TH 63 (PZ-S) | | 572405 | |
| | TH 16 45° (PR-2B) | Z1 | 574558 | |
| | TH 20 45° (PR-2B) | Z1 | 574560 | |
| | TH 26 45° (PR-2B) | Z1 | 574562 | |
| | TH 32 45° (PR-2B) | Z1 | 574564 | |
| | U 16* | | 570765 | |
| | U 20* | | 570775 | |
| | C 26* | | 570750 | |
| | U 32 | | 570785 | |
| | ASSOTHERM IPR-RA Copper | M 15 | | 570110 |
| | | M 18 | | 570120 |
| M 22 | | | 570130 | |
| M 28 | | | 570140 | |
| M 35 | | | 570150 | |
| M 42 (PZ-4G) | | | 570160 | |
| M 54 (PZ-4G) | | | 570170 | |
| M 42 (PR-3S) | | Z2 | 572706 | |
| M 54 (PR-3S) | | Z2 | 572708 | |
| M 76,1 XL (PR-3S) | | Z6 XL ³⁾ / Z7 XL 45 kN ⁴⁾ | 579101 | |
| M 88,9 G XL (PR-3S) | | Z6 XL ³⁾ / Z7 XL 45 kN ⁴⁾ | 579110 | |
| M 108,0 G XL (PR-3S) | | Z6 XL ³⁾ / Z7 XL 45 kN ⁴⁾ | 579111 | |
| M 15 45° (PR-2B) | | Z1 | 574522 | |
| M 18 45° (PR-2B) | | Z1 | 574524 | |
| M 22 45° (PR-2B) | | Z1 | 574526 | |
| M 28 45° (PR-2B) | | Z1 | 574528 | |
| M 35 45° (PR-2B) | | Z1 | 574530 | |
| ASSOTHERM IPR-RA Copper Gas ³⁾ | | M 15 | | 570110 |
| | | M 18 | | 570120 |
| | | M 22 | | 570130 |
| | | M 28 | | 570140 |
| | M 35 | | 570150 | |
| | M 15 45° (PR-2B) | Z1 | 574522 | |
| | M 18 45° (PR-2B) | Z1 | 574524 | |
| | M 22 45° (PR-2B) | Z1 | 574526 | |
| | M 28 45° (PR-2B) | Z1 | 574528 | |
| | M 35 45° (PR-2B) | Z1 | 574530 | |
| ASTM F 1807 (Fittings with Copper Crimp Ring for PEX tubing) | US ¾" | | 571450 | |
| | US ½" | | 571455 | |
| | US ¾" | | 571460 | |
| | US 1" | | 571465 | |
| | US 1 ¼" | | 571470 | |
| | US 1 ½" | | 571475 | |
| | US 2" | | 571477 | |
| ATUSA ITALIA SYCPRESS CARBON STEEL PRESS FITTINGS | M 15 | | 570110 | |
| | M 18 | | 570120 | |
| | M 22 | | 570130 | |
| | M 28 | | 570140 | |
| | M 35 | | 570150 | |
| | M 42 (PR-3S) | Z2 | 572706 | |
| | M 54 (PR-3S) | Z2 | 572708 | |
| | M 76,1 XL (PR-3S) | Z6 XL ³⁾ / Z7 XL 45 kN ⁴⁾ | 579101 | |
| | M 88,9 G XL (PR-3S) | Z6 XL ³⁾ / Z7 XL 45 kN ⁴⁾ | 579110 | |
| | M 108,0 G XL (PR-3S) | Z6 XL ³⁾ / Z7 XL 45 kN ⁴⁾ | 579111 | |
| | M 15 45° (PR-2B) | Z1 | 574522 | |
| | M 18 45° (PR-2B) | Z1 | 574524 | |
| | M 22 45° (PR-2B) | Z1 | 574526 | |
| | M 28 45° (PR-2B) | Z1 | 574528 | |
| | M 35 45° (PR-2B) | Z1 | 574530 | |
| ATUSA ITALIA SYCPRESS STAINLESS STEEL PRESS FITTINGS | M 15 | | 570110 | |
| | M 18 | | 570120 | |
| | M 22 | | 570130 | |
| | M 28 | | 570140 | |
| | M 35 | | 570150 | |
| | M 42 (PR-3S) | Z2 | 572706 | |
| | M 54 (PR-3S) | Z2 | 572708 | |
| | M 76,1 XL (PR-3S) | Z6 XL ³⁾ / Z7 XL 45 kN ⁴⁾ | 579101 | |
| | M 88,9 G XL (PR-3S) | Z6 XL ³⁾ / Z7 XL 45 kN ⁴⁾ | 579110 | |
| | M 108,0 G XL (PR-3S) | Z6 XL ³⁾ / Z7 XL 45 kN ⁴⁾ | 579111 | |
| | M 15 45° (PR-2B) | Z1 | 574522 | |
| | M 18 45° (PR-2B) | Z1 | 574524 | |
| | M 22 45° (PR-2B) | Z1 | 574526 | |
| | M 28 45° (PR-2B) | Z1 | 574528 | |
| | M 35 45° (PR-2B) | Z1 | 574530 | |
| AUSPEX PEX-B, PEX-AL-PEX (AUS) | TH 16* | | 570460 | |
| | TH 20* | | 570470 | |
| | TH 25* | | 570495 | |
| | TH 32 | | 570480 | |
| | U 16* | | 570765 | |
| | U 20* | | 570775 | |
| | U 25* | | 570780 | |
| | U 32 | | 570785 | |
| | AUSPEX PEX-AL-PEX GAS ³⁾ (AUS) | TH 16* | | 570460 |
| | | TH 20* | | 570470 |
| TH 25* | | | 570495 | |
| TH 32 | | | 570480 | |
| U 16* | | | 570765 | |
| U 20* | | | 570775 | |
| U 25* | | | 570780 | |
| AYOR FIXOCONNECT Press | H 12* | | 570300 | |
| | H 16* | | 570320 | |
| | H 20* | | 570350 | |
| | H 25* | | 570360 | |
| | RfZ 12* | | 571320 | |
| | RfZ 16* | | 571325 | |
| | RfZ 20* | | 571330 | |
| | RfZ 25 | | 571335 | |
| | U 16* | | 570765 | |
| | U 20* | | 570775 | |
| | U 25* | | 570785 | |

| System | Pressing tongs / pressing rings | Driven by adapter tongs | Art.-No. |
|---|------------------------------------|----------------------------|----------|
| AYOR FIXOMULTIX | H 16* | | 570320 |
| | H 20* | | 570350 |
| | H 26* | | 570370 |
| | H 32 | | 570380 |
| | TH 16* | | 570460 |
| | TH 20* | | 570470 |
| | TH 26* | | 570475 |
| | TH 32 | | 570480 |
| | TH 16 45° (PR-2B) | Z1 | 574558 |
| | TH 20 45° (PR-2B) | Z1 | 574560 |
| | TH 26 45° (PR-2B) | Z1 | 574562 |
| | TH 32 45° (PR-2B) | Z1 | 574564 |
| | U 16* | | 570765 |
| | U 20* | | 570775 |
| | U 32 | | 570785 |
| AYOR SOMATHERM FOR YOU -1 | H 16* | | 570320 |
| | H 20* | | 570350 |
| | H 26* | | 570370 |
| | TH 16* | | 570460 |
| | TH 20* | | 570470 |
| | TH 26* | | 570475 |
| | TH 16 45° (PR-2B) | Z1 | 574558 |
| | TH 20 45° (PR-2B) | Z1 | 574560 |
| | TH 26 45° (PR-2B) | Z1 | 574562 |
| | U 16* | | 570765 |
| | U 20* | | 570775 |
| | U 63 (PR-3B) | Z4 | 572837 |
| | U 63 (PZ-S) | | 572365 |
| | U 75 (PR-3B) | Z4 | 572828 |
| | AYOR SOMATHERM FOR YOU -2 | H 12* | |
| H 16* | | | 570320 |
| H 20* | | | 570350 |
| H 25* | | | 570360 |
| RfZ 12* | | | 571320 |
| RfZ 16* | | | 571325 |
| RfZ 20* | | | 571330 |
| RfZ 25 | | | 571335 |
| U 16* | | | 570765 |
| U 20* | | | 570775 |
| U 25* | | | 570785 |
| B | | | |
| Bampi BALPEX serie LP | H 16* | | 570320 |
| | H 18* | | 570340 |
| | H 20* | | 570350 |
| | H 26* | | 570370 |
| | H 32 | | 570380 |
| | TH 16* | | 570460 |
| | TH 18* | | 570465 |
| Bampi BALPEX serie MP | TH 20* | | 570470 |
| | TH 26* | | 570475 |
| | TH 32 | | 570480 |
| | TH 40 | | 570485 |
| | TH 50 (PZ-S) | | 572400 |
| | TH 63 (PZ-S) | | 572405 |
| | Bampi BALPEX Gas ³⁾ | TH 16* | |
| TH 20* | | | 570470 |
| TH 26* | | | 570475 |
| BARBI EASYPRESS (Industrial Blansol) | H 12* | | 570300 |
| | H 16* | | 570320 |
| | H 20* | | 570350 |
| | H 25* | | 570360 |
| | H 32 | | 570380 |
| | RfZ 12* | | 571320 |
| | RfZ 16* | | 571325 |
| | RfZ 20* | | 571330 |
| | RfZ 25 | | 571335 |
| | RfZ 32 | | 571340 |
| BARBI MULTIPEX (Industrial Blansol) | U 16* | | 570765 |
| | U 20* | | 570775 |
| | U 25* | | 570780 |
| | U 32 | | 570785 |
| | H 14* | | 570310 |
| | H 16* | | 570320 |
| | H 18* | | 570340 |
| | H 20* | | 570350 |
| | H 25* | | 570360 |
| | H 26* | | 570370 |
| | H 32 | | 570380 |
| | RfZ 16* | | 571325 |
| | RfZ 18* | | 571327 |
| | RfZ 20* | | 571330 |
| | RfZ 25 | | 571335 |
| RfZ 32 | | 571340 | |
| AYOR FIXOCONNECT Press | TH 16* | | 570460 |
| | TH 20* | | 570470 |
| | TH 25* | | 570495 |
| | TH 32 | | 570480 |
| | U 16* | | 570765 |
| | U 20* | | 570775 |
| | U 25* | | 570780 |
| | U 32 | | 570785 |
| | H 12* | | 570300 |
| | H 16* | | 570320 |
| | H 20* | | 570350 |
| | H 25* | | 570360 |
| | RfZ 12* | | 571320 |
| | RfZ 16* | | 571325 |
| | RfZ 20* | | 571330 |
| RfZ 25 | | 571335 | |
| U 16* | | 570765 | |
| U 20* | | 570775 | |
| U 25* | | 570785 | |

REMS pressing tongs REMS pressing rings

Accessories for REMS radial presses (except for REMS Mini-Press)
and suitable radial presses of other makes

| System | Pressing tongs/ pressing rings | Driven by adapter tongs | Art.-No. | |
|--|---|---|----------|--------|
| BEGTUBE/ IVAR | B 14* | | 570845 | |
| | B 16* | | 570850 | |
| | B 18* | | 570855 | |
| | B 20* | | 570860 | |
| | B 26 | | 570870 | |
| | B 32 | | 570880 | |
| | Fz 40 | | 570742 | |
| | Fz 50 | | 570747 | |
| | F 63 (PZ-S) | | 572385 | |
| | Fz 75 (PR-3B) | Z4 | 572830 | |
| | Béné inox Série 41 | M 15 | | 570110 |
| | | M 18 | | 570120 |
| M 22 | | | 570130 | |
| M 28 | | | 570140 | |
| M 35 | | | 570150 | |
| M 42 (PR-3S) | | Z2 | 572706 | |
| M 54 (PR-3S) | | Z2 | 572708 | |
| M 76,1 XL (PR-3S) | | Z6 XL ³⁾ / Z7 XL 45 kN ⁴⁾ | 579101 | |
| M 88,9 G XL (PR-3S) | | Z6 XL ³⁾ / Z7 XL 45 kN ⁴⁾ | 579110 | |
| M 108,0 G XL (PR-3S) | | Z6 XL ³⁾ / Z7 XL 45 kN ⁴⁾ | 579111 | |
| M 15 45° (PR-2B) | | Z1 | 574522 | |
| M 18 45° (PR-2B) | | Z1 | 574524 | |
| M 22 45° (PR-2B) | | Z1 | 574526 | |
| M 28 45° (PR-2B) | | Z1 | 574528 | |
| M 35 45° (PR-2B) | | Z1 | 574530 | |
| Brass Form Master Press | | H 16* | | 570320 |
| | H 18* | | 570340 | |
| | H 20* | | 570350 | |
| | TH 16* | | 570460 | |
| | TH 18* | | 570465 | |
| | TH 20* | | 570470 | |
| | TH 16 45° (PR-2B) | Z1 | 574558 | |
| | TH 20 45° (PR-2B) | Z1 | 574560 | |
| | U 16* | | 570765 | |
| | U 18* | | 570770 | |
| | U 20* | | 570775 | |
| | Brass & Fittings PRESSMAN MultiPress | RFz 16* | | 571325 |
| RFz 18* | | | 571327 | |
| ACz 20* | | | 572646 | |
| RFz 25 | | | 571335 | |
| RFz 32 | | | 571340 | |
| Brass & Fittings PRESSMAN RetiPress | RFz 16* | | 571325 | |
| | RFz 18* | | 571327 | |
| | ACz 20* | | 572646 | |
| | RFz 25 | | 571335 | |
| | RFz 32 | | 571340 | |
| BRASSTECH MULTitermoSAN Brasspress | B 16* | | 570850 | |
| | B 20* | | 570860 | |
| | B 26 | | 570870 | |
| | B 32 | | 570880 | |
| | F 16* | | 570717 | |
| | F 20* | | 570727 | |
| | F 26* | | 570730 | |
| | F 16 45° (PR-2B) | Z1 | 574550 | |
| | F 20 45° (PR-2B) | Z1 | 574552 | |
| | F 26 45° (PR-2B) | Z1 | 574554 | |
| | H 16* | | 570320 | |
| | H 18* | | 570340 | |
| | H 20* | | 570350 | |
| | H 26* | | 570370 | |
| | TH 16* | | 570460 | |
| | TH 18* | | 570465 | |
| | TH 20* | | 570470 | |
| | TH 26* | | 570475 | |
| | TH 32 | | 570480 | |
| | TH 40 | | 570485 | |
| | TH 50 (PZ-S) | | 572400 | |
| | TH 63 (PZ-S) | | 572405 | |
| | TH 16 45° (PR-2B) | Z1 | 574558 | |
| | TH 20 45° (PR-2B) | Z1 | 574560 | |
| | TH 26 45° (PR-2B) | Z1 | 574562 | |
| | TH 32 45° (PR-2B) | Z1 | 574564 | |
| | U 16* | | 570765 | |
| | U 18* | | 570770 | |
| | U 20* | | 570775 | |
| | C 26* | | 570750 | |
| | U 32 | | 570785 | |
| | C | | | |
| | Cello Products >B- Press | VUS ½" (OD 15,9 mm) | | 571770 |
| VUS ¾" (OD 22,2 mm) | | | 571775 | |
| VUS 1" (OD 28,6 mm) | | | 571780 | |
| VUS 1¼" (OD 34,9 mm) | | | 571785 | |
| VUS 1½" (OD 41,3 mm) | | | 571790 | |
| VUS 2" (OD 54,0 mm) | | | 571795 | |

| System | Pressing tongs/ pressing rings | Driven by adapter tongs | Art.-No. |
|---|-----------------------------------|----------------------------|----------|
| CGR DYNAFLU multicouche | H 16* | | 570320 |
| | H 20* | | 570350 |
| | H 26* | | 570370 |
| | H 32 | | 570380 |
| | TH 16* | | 570460 |
| | TH 20* | | 570470 |
| | TH 26* | | 570475 |
| | TH 32 | | 570480 |
| | TH 40 | | 570485 |
| | TH 50 (PZ-S) | | 572400 |
| | TH 63 (PZ-S) | | 572405 |
| | TH 16 45° (PR-2B) | Z1 | 574558 |
| | TH 20 45° (PR-2B) | Z1 | 574560 |
| | TH 26 45° (PR-2B) | Z1 | 574562 |
| | TH 32 45° (PR-2B) | Z1 | 574564 |
| | U 16* | | 570765 |
| | U 20* | | 570775 |
| | U 32 | | 570785 |
| | U 40 | | 570790 |
| | U 50 | | 570795 |
| U 63 (PR-3B) | Z4 | 572837 | |
| U 63 (PZ-S) | | 572365 | |
| CGR DYNAFLU PER | H 12* | | 570300 |
| | H 16* | | 570320 |
| | H 20* | | 570350 |
| CHIALI CHIALIPEX | H 25* | | 570360 |
| | RFz 12* | | 571320 |
| | RFz 16* | | 571325 |
| | RFz 20* | | 571330 |
| | RFz 25 | | 571335 |
| | TH 16* | | 570460 |
| Climatek Clima Therm | TH 20* | | 570470 |
| | TH 26* | | 570475 |
| | TH 32 | | 570480 |
| | TH 40 | | 570485 |
| | TH 50 (PZ-S) | | 572400 |
| | TH 63 (PZ-S) | | 572405 |
| Climatrix Climatrix Rhinopex | TH 14* | | 570455 |
| | TH 16* | | 570460 |
| | TH 18* | | 570465 |
| | TH 20* | | 570470 |
| | TH 26* | | 570475 |
| | TH 32 | | 570480 |
| | H 40 A (PZ-46) | | 570695 |
| | H 16* | | 570320 |
| | H 20* | | 570350 |
| | U 16* | | 570765 |
| Climatrix Variotherm System TH ClouSet | U 20* | | 570775 |
| | C 26* | | 570750 |
| | TH 14* | | 570455 |
| | TH 16* | | 570460 |
| | TH 18* | | 570465 |
| | TH 20* | | 570470 |
| | TH 26* | | 570475 |
| | TH 32 | | 570480 |
| | TH 16 45° (PR-2B) | Z1 | 574558 |
| | TH 20 45° (PR-2B) | Z1 | 574560 |
| | TH 26 45° (PR-2B) | Z1 | 574562 |
| TH 32 45° (PR-2B) | Z1 | 574564 | |
| Comap PEX Press | TH 11,6* | | 570482 |
| | TH 16* | | 570460 |
| | TH 16 45° (PR-2B) | Z1 | 574558 |
| | TH 16* | | 570460 |
| | TH 18* | | 570465 |
| | TH 20* | | 570470 |
| TH 16 45° (PR-2B) | Z1 | 574558 | |
| TH 20 45° (PR-2B) | Z1 | 574560 | |
| RFz 12* | | 571320 | |
| RFz 16* | | 571325 | |
| RFz 20* | | 571330 | |
| RFz 25 | | 571335 | |

* These pressing tongs also fit the manual radial press REMS Eco-Press. Observe the national regulations.

¹⁾ Only pressing tongs from designation "108" (1st quarter of 2008), "208" (2nd quarter of 2008) etc. can be used. The designation is stamped on every pressing jaw.

²⁾ For this pressfitting system producing a pressing joint with manual radial presses is not permitted.

³⁾ Driven by REMS Power-Press XL ACC.

⁴⁾ Driven by REMS Akku-Press XL 45 kN 22 V ACC.

⁵⁾ For taking suitable pressing inserts.

⁶⁾ Press fittings made of red bronze (Sanpress XL) must be pressed with pressing rings with press contour VR, copper fittings (Profipress XL, Profipress G XL), carbon steel (Prestabo XL) and stainless steel fittings (Sanpress Inox XL, Sanpress Inox G XL) with pressing rings with press contour VF.

⁷⁾ Use pressing rings labelled "M 88.9 G" or "M 108 G" on the three pressing segments for gas installations.

⁸⁾ For making press joints for operating pressure ≤ PN 10.

⁹⁾ Pressfitting systems for gas installations must only be pressed with pressing tongs/pressing rings which are highlighted in yellow. Observe the national regulations.

The suitability of REMS pressing tools for pressfitting systems: Date 21.10.2021. For the updated situation regarding suitability status check our website: www.rems.de > Downloads > Product catalogues, brochures > REMS Catalogue.

See page 222 for adapter tongs. Pressing tongs/pressing rings for additional pressfitting systems on request.

REMS pressing tongs

REMS pressing rings

Accessories for REMS radial presses (except for REMS Mini-Press) and suitable radial presses of other makes

| System | Pressing tongs / pressing rings | Driven by adapter tongs | Art.-No. | |
|---------------------------------------|-----------------------------------|-------------------------|----------|--------|
| Comap Multiskin | TH 14* | | 570455 | |
| | TH 16* | | 570460 | |
| | TH 18* | | 570465 | |
| | TH 20* | | 570470 | |
| | TH 26* | | 570475 | |
| | TH 32 | | 570480 | |
| | THL 32 | | 570487 | |
| | TH 40 | | 570485 | |
| | TH 50 (PZ-S) | | 572400 | |
| | TH 63 (PZ-S) | | 572405 | |
| | THz 75 (PR-3B) | Z4 | 572829 | |
| | TH 16 45° (PR-2B) | Z1 | 574558 | |
| | TH 20 45° (PR-2B) | Z1 | 574560 | |
| | TH 26 45° (PR-2B) | Z1 | 574562 | |
| | TH 32 45° (PR-2B) | Z1 | 574564 | |
| | U 14* | | 570760 | |
| | U 16* | | 570765 | |
| | U 18* | | 570770 | |
| | U 20* | | 570775 | |
| | U 32 | | 570785 | |
| | U 40 | | 570790 | |
| | U 50 | | 570795 | |
| | U 63 (PR-3B) | Z4 | 572837 | |
| | U 63 (PZ-S) | | 572365 | |
| | U 75 (PR-3B) | Z4 | 572828 | |
| | H 14* | | 570310 | |
| | H 16* | | 570320 | |
| | H 18* | | 570340 | |
| | H 20* | | 570350 | |
| | H 26* | | 570370 | |
| | H 32 | | 570380 | |
| | H 40 (PZ-4G) | | 570390 | |
| | Comap Multiskin Gas ⁹⁾ | TH 16* | | 570460 |
| | | TH 20* | | 570470 |
| | | TH 26* | | 570475 |
| | | TH 32 | | 570480 |
| | | THL 32 | | 570487 |
| | | TH 16 45° (PR-2B) | Z1 | 574558 |
| | | TH 20 45° (PR-2B) | Z1 | 574560 |
| | | TH 26 45° (PR-2B) | Z1 | 574562 |
| | | TH 32 45° (PR-2B) | Z1 | 574564 |
| U 16* | | | 570765 | |
| U 20* | | | 570775 | |
| U 32 | | | 570785 | |
| H 16* | | | 570320 | |
| H 20* | | | 570350 | |
| H 26* | | 570370 | | |
| H 32 | | 570380 | | |
| COMISA Press System | TH 14* | | 570455 | |
| | TH 16* | | 570460 | |
| | TH 18* | | 570465 | |
| | TH 20* | | 570470 | |
| | TH 25* | | 570495 | |
| | TH 26* | | 570475 | |
| | TH 32 | | 570480 | |
| | TH 40 | | 570485 | |
| | TH 50 (PZ-S) | | 572400 | |
| | TH 63 (PZ-S) | | 572405 | |
| | TH 16 45° (PR-2B) | Z1 | 574558 | |
| | TH 20 45° (PR-2B) | Z1 | 574560 | |
| | TH 26 45° (PR-2B) | Z1 | 574562 | |
| | TH 32 45° (PR-2B) | Z1 | 574564 | |
| H 14* | | 570310 | | |
| H 16* | | 570320 | | |
| H 18* | | 570340 | | |
| H 20* | | 570350 | | |
| H 26* | | 570370 | | |
| H 32 | | 570380 | | |
| B 14* | | 570845 | | |
| B 16* | | 570850 | | |
| B 18* | | 570855 | | |
| B 20* | | 570860 | | |
| B 26 | | 570870 | | |
| B 32 | | 570880 | | |
| COMISA Press System Gas ⁹⁾ | TH 16* | | 570460 | |
| | TH 20* | | 570470 | |
| | TH 26* | | 570475 | |
| | TH 32 | | 570480 | |
| | TH 16 45° (PR-2B) | Z1 | 574558 | |
| | TH 20 45° (PR-2B) | Z1 | 574560 | |
| | TH 26 45° (PR-2B) | Z1 | 574562 | |
| TH 32 45° (PR-2B) | Z1 | 574564 | | |
| CONEL CONNECT MULTI | F 16* | | 570717 | |
| | F 20* | | 570727 | |
| | F 26* | | 570730 | |
| | F 32 | | 570735 | |
| | F 16 45° (PR-2B) | Z1 | 574550 | |
| | F 20 45° (PR-2B) | Z1 | 574552 | |
| | F 26 45° (PR-2B) | Z1 | 574554 | |
| | F 32 45° (PR-2B) | Z1 | 574556 | |
| | H 16* | | 570320 | |
| | H 20* | | 570350 | |
| | H 26* | | 570370 | |
| | H 32 | | 570380 | |
| | TH 16* | | 570460 | |
| | TH 20* | | 570470 | |
| | TH 26* | | 570475 | |
| | TH 32 | | 570480 | |
| | TH 16 45° (PR-2B) | Z1 | 574558 | |
| | TH 20 45° (PR-2B) | Z1 | 574560 | |
| | TH 26 45° (PR-2B) | Z1 | 574562 | |
| | TH 32 45° (PR-2B) | Z1 | 574564 | |
| (DN 26) | U 16* | | 570765 | |
| | U 20* | | 570775 | |
| | U 25* | | 570780 | |
| | U 32 | | 570785 | |
| | VP 16* | | 570790 | |
| | VP 20* | | 570795 | |
| | VP 32 | | 570925 | |
| | CONEL CONNECT MV2 | F 16* | | 570717 |
| | | F 20* | | 570727 |
| | | F 26* | | 570730 |
| | | F 32 | | 570735 |
| | | F 16 45° (PR-2B) | Z1 | 574550 |
| F 20 45° (PR-2B) | | Z1 | 574552 | |
| F 26 45° (PR-2B) | | Z1 | 574554 | |
| F 32 45° (PR-2B) | | Z1 | 574556 | |
| TH 16* | | | 570460 | |
| TH 20* | | | 570470 | |
| TH 26* | | | 570475 | |
| TH 32 | | | 570480 | |
| TH 16 45° (PR-2B) | Z1 | 574558 | | |
| TH 20 45° (PR-2B) | Z1 | 574560 | | |
| TH 26 45° (PR-2B) | Z1 | 574562 | | |
| TH 32 45° (PR-2B) | Z1 | 574564 | | |

| System | Pressing tongs / pressing rings | Driven by adapter tongs | Art.-No. | |
|-----------------------------------|--|-------------------------|----------|--------|
| Conex Bänninger >-B- Flex | F 16* | | 570717 | |
| | F 18* | | 570720 | |
| | F 20* | | 570727 | |
| | F 32 | | 570735 | |
| | F 16 45° (PR-2B) | Z1 | 574550 | |
| | F 20 45° (PR-2B) | Z1 | 574552 | |
| | F 32 45° (PR-2B) | Z1 | 574556 | |
| | H 16* | | 570320 | |
| | H 18* | | 570340 | |
| | H 20* | | 570350 | |
| | H 25* | | 570360 | |
| | H 32 | | 570380 | |
| | RFz 16* | | 571325 | |
| | RFz 18* | | 571327 | |
| | RFz 20* | | 571330 | |
| | RFz 25 | | 571335 | |
| | RFz 32 | | 571340 | |
| | TH 16* | | 570460 | |
| | TH 18* | | 570465 | |
| | TH 20* | | 570470 | |
| | TH 25* | | 570495 | |
| | TH 32 | | 570480 | |
| | U 16* | | 570765 | |
| | U 18* | | 570770 | |
| | U 20* | | 570775 | |
| | U 25* | | 570780 | |
| | U 32 | | 570785 | |
| Conex Bänninger >-B- MaxiPro | BMP ¼" | | 571700 | |
| | BMP ⅜" | | 571702 | |
| | BMP ½" | | 571704 | |
| | BMP ⅝" | | 571706 | |
| | BMP ¾" | | 571708 | |
| | BMP ⅞" | | 571710 | |
| | BMP 1" | | 571712 | |
| BMP 1⅜" | | 571714 | | |
| Conex Bänninger >-B- Press | V 12 | | 570107 | |
| | V 14 | | 570112 | |
| | V 15 | | 570115 | |
| | V 16 | | 570117 | |
| | V 18 | | 570125 | |
| | V 22 | | 570135 | |
| | V 28 | | 570145 | |
| | V 35 | | 570155 | |
| | V 42 | | 570165 | |
| | V 54 | | 570175 | |
| | V 12 45° (PR-2B) | Z1 | 574502 | |
| | V 14 45° (PR-2B) | Z1 | 574532 | |
| | V 15 45° (PR-2B) | Z1 | 574504 | |
| | V 16 45° (PR-2B) | Z1 | 574534 | |
| V 18 45° (PR-2B) | Z1 | 574506 | | |
| V 22 45° (PR-2B) | Z1 | 574508 | | |
| V 28 45° (PR-2B) | Z1 | 574510 | | |
| V 35 45° (PR-2B) | Z1 | 574512 | | |
| Conex Bänninger >-B- Press Carbon | V 15 | | 570115 | |
| | V 18 | | 570125 | |
| | V 22 | | 570135 | |
| | V 28 | | 570145 | |
| | V 35 | | 570155 | |
| | V 42 | | 570165 | |
| | V 54 | | 570175 | |
| | V 15 45° (PR-2B) | Z1 | 574504 | |
| | V 18 45° (PR-2B) | Z1 | 574506 | |
| | V 22 45° (PR-2B) | Z1 | 574508 | |
| | V 28 45° (PR-2B) | Z1 | 574510 | |
| | V 35 45° (PR-2B) | Z1 | 574512 | |
| | Conex Bänninger >-B- Press Gas ⁹⁾ | V 12 | | 570107 |
| | | V 14 | | 570112 |
| V 15 | | | 570115 | |
| V 16 | | | 570117 | |
| V 18 | | | 570125 | |
| V 22 | | | 570135 | |
| V 28 | | | 570145 | |
| V 35 | | | 570155 | |
| V 42 | | | 570165 | |
| V 54 | | | 570175 | |
| V 12 45° (PR-2B) | | Z1 | 574502 | |
| V 14 45° (PR-2B) | | Z1 | 574532 | |
| V 15 45° (PR-2B) | | Z1 | 574504 | |
| V 16 45° (PR-2B) | | Z1 | 574534 | |
| V 18 45° (PR-2B) | Z1 | 574506 | | |
| V 22 45° (PR-2B) | Z1 | 574508 | | |
| V 28 45° (PR-2B) | Z1 | 574510 | | |
| V 35 45° (PR-2B) | Z1 | 574512 | | |
| Conex Bänninger >-B- Press Inox | V 15 | | 570115 | |
| | V 18 | | 570125 | |
| | V 22 | | 570135 | |
| | V 28 | | 570145 | |
| | V 35 | | 570155 | |
| | V 42 | | 570165 | |
| | V 54 | | 570175 | |
| | V 15 45° (PR-2B) | Z1 | 574504 | |
| | V 18 45° (PR-2B) | Z1 | 574506 | |
| | V 22 45° (PR-2B) | Z1 | 574508 | |
| | V 28 45° (PR-2B) | Z1 | 574510 | |
| | V 35 45° (PR-2B) | Z1 | 574512 | |
| | Conex Bänninger >-B- Press Solar | V 12 | | 570107 |
| | | V 14 | | 570112 |
| V 15 | | | 570115 | |
| V 16 | | | 570117 | |
| V 18 | | | 570125 | |
| V 22 | | | 570135 | |
| V 28 | | | 570145 | |
| V 35 | | | 570155 | |
| V 42 | | | 570165 | |
| V 54 | | | 570175 | |
| V 12 45° (PR-2B) | | Z1 | 574502 | |
| V 14 45° (PR-2B) | | Z1 | 574532 | |
| V 15 45° (PR-2B) | | Z1 | 574504 | |
| V 16 45° (PR-2B) | | Z1 | 574534 | |
| V 18 45° (PR-2B) | Z1 | 574506 | | |
| V 22 45° (PR-2B) | Z1 | 574508 | | |
| V 28 45° (PR-2B) | Z1 | 574510 | | |
| V 35 45° (PR-2B) | Z1 | 574512 | | |

REMS pressing tongs REMS pressing rings

Accessories for REMS radial presses (except for REMS Mini-Press) and suitable radial presses of other makes

| System | Pressing tongs / pressing rings | Driven by adapter tongs | Art.-No. |
|-------------------|---------------------------------|--|----------|
| Conex Bänninger | XP 64,0 XL (PR-3S) | Z6 XL ³⁾ / Z7 XL 45kN ⁴⁾ | 579100 |
| -B- Press XL | XP 66,7 XL (PR-3S) | Z6 XL ³⁾ / Z7 XL 45kN ⁴⁾ | 579108 |
| carbon | M 76,1 XL (PR-3S) | Z6 XL ³⁾ / Z7 XL 45kN ⁴⁾ | 579101 |
| Conex Bänninger | VFz 64,0 (PR-3B) | Z5 | 572815 |
| -B- Press XL | VFz 76,1 (PR-3B) | Z5 | 572816 |
| copper | VFz 88,9 (PR-3B) | Z5 | 572817 |
| | VFz 108,0 (PR-3B) | Z5 | 572818 |
| Conex Bänninger | XP 64,0 XL (PR-3S) | Z6 XL ³⁾ / Z7 XL 45kN ⁴⁾ | 579100 |
| -B- Press XL | XP 66,7 XL (PR-3S) | Z6 XL ³⁾ / Z7 XL 45kN ⁴⁾ | 579108 |
| stainless | M 76,1 XL (PR-3S) | Z6 XL ³⁾ / Z7 XL 45kN ⁴⁾ | 579101 |
| Conex Bänninger | XP 64,0 XL (PR-3S) | Z6 XL ³⁾ / Z7 XL 45kN ⁴⁾ | 579100 |
| -B- Press XL | XP 66,7 XL (PR-3S) | Z6 XL ³⁾ / Z7 XL 45kN ⁴⁾ | 579108 |
| red brass | M 76,1 XL (PR-3S) | Z6 XL ³⁾ / Z7 XL 45kN ⁴⁾ | 579101 |
| D | | | |
| Debrunner Acifer | M 12 | | 570100 |
| d-a Presssystem | M 15 | | 570110 |
| C-Stahl | M 18 | | 570120 |
| | M 22 | | 570130 |
| | M 28 | | 570140 |
| | M 35 | | 570150 |
| | M 42 (PR-3S) | Z2 | 572706 |
| | M 54 (PR-3S) | Z2 | 572708 |
| | M 76,1 XL (PR-3S) | Z6 XL ³⁾ / Z7 XL 45kN ⁴⁾ | 579101 |
| | M 12 45° (PR-2B) | Z1 | 574520 |
| | M 15 45° (PR-2B) | Z1 | 574522 |
| | M 18 45° (PR-2B) | Z1 | 574524 |
| | M 22 45° (PR-2B) | Z1 | 574526 |
| | M 28 45° (PR-2B) | Z1 | 574528 |
| | M 35 45° (PR-2B) | Z1 | 574530 |
| DIWAsystems | TH 14* | | 570455 |
| | TH 16* | | 570460 |
| | TH 20* | | 570470 |
| | TH 26* | | 570475 |
| | TH 32 | | 570480 |
| | TH 40 | | 570485 |
| | TH 50 (PZ-S) | | 572400 |
| | TH 63 (PZ-S) | | 572405 |
| DUOPIPE Systems | U 16* | | 570765 |
| DUOFIL MKSYSTEM | U 18* | | 570770 |
| | U 20* | | 570775 |
| | U 25* | | 570780 |
| | U 32 | | 570785 |
| DW Verbundrohr | U 16* | | 570765 |
| multitubo systems | U 18* | | 570770 |
| | U 20* | | 570775 |
| | U 25* | | 570780 |
| | U 32 | | 570785 |
| | U 40 | | 570790 |
| | U 50 | | 570795 |
| | U 63 (PR-3B) | Z4 | 572837 |
| | U 63 (PZ-S) | | 572365 |
| | U 75 (PR-3B) | Z4 | 572828 |
| E | | | |
| EBRILLE | U 16* | | 570765 |
| Isomonflex | U 18* | | 570770 |
| | U 20* | | 570775 |
| | U 25* | | 570780 |
| | H 26* | | 570370 |
| | TH 26* | | 570475 |
| | U 32 | | 570785 |
| EBRILLE | U 14* | | 570760 |
| Monflex | U 16* | | 570765 |
| | U 18* | | 570770 |
| | U 20* | | 570775 |
| | U 25* | | 570780 |
| | H 26* | | 570370 |
| | TH 26* | | 570475 |
| | U 32 | | 570785 |
| | U 40 | | 570790 |
| | U 50 | | 570795 |
| | U 63 (PR-3B) | Z4 | 572837 |
| | U 63 (PZ-S) | | 572365 |
| | U 75 (PR-3B) | Z4 | 572828 |

| System | Pressing tongs / pressing rings | Driven by adapter tongs | Art.-No. |
|----------------------|------------------------------------|--|----------|
| EFIELD | U 16* | | 570765 |
| MULTILAYER PRESS | U 18* | | 570770 |
| DINGAS ⁹⁾ | U 20* | | 570775 |
| | U 25* | | 570780 |
| | U 32 | | 570785 |
| EFIELD | U 16* | | 570765 |
| MULTILAYER PRESS | U 18* | | 570770 |
| WATER | U 20* | | 570775 |
| | U 25* | | 570780 |
| | U 32 | | 570785 |
| Elkhart | VUS ½" (OD 15,9 mm) | | 571770 |
| APOLLOXPRESS | VUS ¾" (OD 22,2 mm) | | 571775 |
| Fittings Copper | VUS 1" (OD 28,6 mm) | | 571780 |
| and Low-Lead | VUS 1¼" (OD 34,9 mm) | | 571785 |
| Brass | VUS 1½" (OD 41,3 mm) | | 571790 |
| | VUS 2" (OD 54,0 mm) | | 571795 |
| Elkhart | VUSFz 2½" (PR-3B) (OD 66,7 mm) | Z5 | 572819 |
| APOLLOXPRESS | VUSFz 3" (PR-3B) (OD 79,4 mm) | Z5 | 572820 |
| LD-C Fittings | VUSFz 4" (PR-3B) (OD 104,8 mm) | Z5 | 572821 |
| Copper | | | |
| EMMETI | B 16* | | 570850 |
| GERPEX- | B 20* | | 570860 |
| FIVPRESS | B 26 | | 570870 |
| | B 32 | | 570880 |
| | H 16* | | 570320 |
| | H 20* | | 570350 |
| | TH 16* | | 570460 |
| | TH 20* | | 570470 |
| | TH 26* | | 570475 |
| | TH 32 | | 570480 |
| | TH 40 | | 570485 |
| | TH 50 (PZ-S) | | 572400 |
| | TH 63 (PZ-S) | | 572405 |
| | U 16* | | 570765 |
| | U 20* | | 570775 |
| EMPUR | TH 14* | | 570455 |
| | TH 15* | | 570457 |
| | TH 16* | | 570460 |
| | TH 17* | | 570462 |
| | TH 20* | | 570470 |
| | TH 25* | | 570495 |
| Esta Rohr | M 15 | | 570110 |
| simplesta SH | M 18 | | 570120 |
| | M 22 | | 570130 |
| | M 28 | | 570140 |
| | M 35 | | 570150 |
| | M 42 (PZ-4G) | | 570160 |
| | M 54 (PZ-4G) | | 570170 |
| | M 42 (PR-3S) | Z2 | 572706 |
| | M 54 (PR-3S) | Z2 | 572708 |
| | M 76,1 XL (PR-3S) | Z6 XL ³⁾ / Z7 XL 45kN ⁴⁾ | 579101 |
| | M 88,9 G XL (PR-3S) | Z6 XL ³⁾ / Z7 XL 45kN ⁴⁾ | 579110 |
| | M 108,0 G XL (PR-3S) ⁹⁾ | Z6 XL ³⁾ / Z7 XL 45kN ⁴⁾ | 579111 |
| | M 15 45° (PR-2B) | Z1 | 574522 |
| | M 18 45° (PR-2B) | Z1 | 574524 |
| | M 22 45° (PR-2B) | Z1 | 574526 |
| | M 28 45° (PR-2B) | Z1 | 574528 |
| | M 35 45° (PR-2B) | Z1 | 574530 |
| Esta Rohr | M 15 | | 570110 |
| simplesta ST | M 18 | | 570120 |
| | M 22 | | 570130 |
| | M 28 | | 570140 |
| | M 35 | | 570150 |
| | M 42 (PZ-4G) | | 570160 |
| | M 54 (PZ-4G) | | 570170 |
| | M 42 (PR-3S) | Z2 | 572706 |
| | M 54 (PR-3S) | Z2 | 572708 |
| | M 76,1 XL (PR-3S) | Z6 XL ³⁾ / Z7 XL 45kN ⁴⁾ | 579101 |
| | M 88,9 G XL (PR-3S) | Z6 XL ³⁾ / Z7 XL 45kN ⁴⁾ | 579110 |
| | M 108,0 G XL (PR-3S) | Z6 XL ³⁾ / Z7 XL 45kN ⁴⁾ | 579111 |
| | M 15 45° (PR-2B) | Z1 | 574522 |
| | M 18 45° (PR-2B) | Z1 | 574524 |
| | M 22 45° (PR-2B) | Z1 | 574526 |
| | M 28 45° (PR-2B) | Z1 | 574528 |
| | M 35 45° (PR-2B) | Z1 | 574530 |

* These pressing tongs also fit the manual radial press REMS Eco-Press. Observe the national regulations.

¹⁾ Only pressing tongs from designation "108" (1st quarter of 2008), "208" (2nd quarter of 2008) etc. can be used. The designation is stamped on every pressing jaw.

²⁾ For this pressfitting system producing a pressing joint with manual radial presses is not permitted.

³⁾ Driven by REMS Power-Press XL ACC.

⁴⁾ Driven by REMS Akku-Press XL 45 kN 22 V ACC.

⁵⁾ For taking suitable pressing inserts.

⁶⁾ Press fittings made of red bronze (Sanpress XL) must be pressed with pressing rings with press contour VR, copper fittings (Profipress XL, Profipress G XL), carbon steel (Prestabo XL) and stainless steel fittings (Sanpress Inox XL, Sanpress Inox G XL) with pressing rings with press contour VF.

⁷⁾ Use pressing rings labelled "M 88,9 G" or "M 108 G" on the three pressing segments for gas installations.

⁸⁾ For making press joints for operating pressure ≤ PN 10.

⁹⁾ Pressfitting systems for gas installations must only be pressed with pressing tongs/pressing rings which are highlighted in yellow. Observe the national regulations.

The suitability of REMS pressing tools for pressfitting systems: Date 21.10.2021. For the updated situation regarding suitability status check our website: www.rems.de > Downloads > Product catalogues, brochures > REMS Catalogue.

See page 222 for adapter tongs. Pressing tongs/pressing rings for additional pressfitting systems on request.

REMS pressing tongs

REMS pressing rings

Accessories for REMS radial presses (except for REMS Mini-Press) and suitable radial presses of other makes

| System | Pressing tongs / pressing rings | Driven by adapter tongs | Art.-No. |
|---|---------------------------------|---|----------|
| EUROTUBI | M 12 | | 570100 |
| EUROPA | M 15 | | 570110 |
| C-Steel Pressfitting System M-Profile ¹⁾ | M 18 | | 570120 |
| | M 22 | | 570130 |
| | M 28 | | 570140 |
| | M 35 | | 570150 |
| | M 42 (PR-3S) | Z2 | 572706 |
| | M 54 (PR-3S) | Z2 | 572708 |
| | M 76,1 XL (PR-3S) | Z6 XL ³⁾ / Z7 XL 45 kN ⁴⁾ | 579101 |
| | M 88,9 G XL (PR-3S) | Z6 XL ³⁾ / Z7 XL 45 kN ⁴⁾ | 579110 |
| | M 108,0 G XL (PR-3S) | Z6 XL ³⁾ / Z7 XL 45 kN ⁴⁾ | 579111 |
| | M 12 45° (PR-2B) | Z1 | 574520 |
| | M 15 45° (PR-2B) | Z1 | 574522 |
| | M 18 45° (PR-2B) | Z1 | 574524 |
| | M 22 45° (PR-2B) | Z1 | 574526 |
| | M 28 45° (PR-2B) | Z1 | 574528 |
| | M 35 45° (PR-2B) | Z1 | 574530 |
| EUROTUBI | M 15 | | 570110 |
| EUROPA | M 18 | | 570120 |
| Inox Pressfitting System M-Profile ¹⁾ | M 22 | | 570130 |
| | M 28 | | 570140 |
| | M 35 | | 570150 |
| | M 42 (PR-3S) | Z2 | 572706 |
| | M 54 (PR-3S) | Z2 | 572708 |
| | M 76,1 XL (PR-3S) | Z6 XL ³⁾ / Z7 XL 45 kN ⁴⁾ | 579101 |
| | M 88,9 G XL (PR-3S) | Z6 XL ³⁾ / Z7 XL 45 kN ⁴⁾ | 579110 |
| | M 108,0 G XL (PR-3S) | Z6 XL ³⁾ / Z7 XL 45 kN ⁴⁾ | 579111 |
| | M 15 45° (PR-2B) | Z1 | 574522 |
| | M 18 45° (PR-2B) | Z1 | 574524 |
| | M 22 45° (PR-2B) | Z1 | 574526 |
| | M 28 45° (PR-2B) | Z1 | 574528 |
| | M 35 45° (PR-2B) | Z1 | 574530 |
| Evans Components Presslok | VAU 15 (1/2") | | 572687 |
| | VAU 20 (3/4") | | 572689 |
| | VAU 25 (1") | | 572691 |
| | ECI 1 1/2" | | 571932 |
| | ECI 2" (PZ-4G) | | 571934 |
| | ECI 2 1/2" XL (PR-3S) | Z6 XL ³⁾ / Z7 XL 45 kN ⁴⁾ | 579104 |
| | ECI 3" XL (PR-3S) | Z6 XL ³⁾ / Z7 XL 45 kN ⁴⁾ | 579105 |
| | ECI 4" XL (PR-3S) | Z6 XL ³⁾ / Z7 XL 45 kN ⁴⁾ | 579106 |
| F | | | |
| FAR Rubinetterie PRESSFAR | TH 14" | | 570455 |
| | TH 16" | | 570460 |
| | TH 17" | | 570462 |
| | TH 18" | | 570465 |
| | TH 20" | | 570470 |
| | TH 25" | | 570495 |
| | TH 26" | | 570475 |
| | TH 32 | | 570480 |
| | TH 40 | | 570485 |
| | TH 50 (PZ-S) | | 572400 |
| | TH 63 (PZ-S) | | 572405 |
| | TH 16 45° (PR-2B) | Z1 | 574558 |
| | TH 20 45° (PR-2B) | Z1 | 574560 |
| | TH 26 45° (PR-2B) | Z1 | 574562 |
| | TH 32 45° (PR-2B) | Z1 | 574564 |
| | H 14" | | 570310 |
| | H 16" | | 570320 |
| | H 18" | | 570340 |
| | H 20" | | 570350 |
| | H 26" | | 570370 |
| | H 32 | | 570380 |
| | H 40 (PZ-4G) | | 570390 |
| | U 14" | | 570760 |
| | U 16" | | 570765 |
| | U 18" | | 570770 |
| | U 20" | | 570775 |
| | U 25" | | 570780 |
| | U 32 | | 570785 |
| | U 40 | | 570790 |
| | U 50 | | 570795 |
| | U 63 (PR-3B) | Z4 | 572837 |
| | U 63 (PZ-S) | | 572365 |
| F.B.Q. BARONIO BQ press | V 12 | | 570107 |
| | V 14 | | 570112 |
| | V 15 | | 570115 |
| | V 16 | | 570117 |
| | V 18 | | 570125 |
| | V 22 | | 570135 |
| | V 28 | | 570145 |
| | V 35 | | 570155 |
| | V 42 | | 570165 |
| | V 42 (PR-2B) | Z2 | 572850 |
| | V 54 | | 570175 |
| | V 54 (PR-2B) | Z2 | 572851 |
| | V 12 45° (PR-2B) | Z1 | 574502 |
| | V 14 45° (PR-2B) | Z1 | 574532 |
| | V 15 45° (PR-2B) | Z1 | 574504 |
| | V 16 45° (PR-2B) | Z1 | 574534 |
| | V 18 45° (PR-2B) | Z1 | 574506 |
| | V 22 45° (PR-2B) | Z1 | 574508 |
| | V 28 45° (PR-2B) | Z1 | 574510 |
| | V 35 45° (PR-2B) | Z1 | 574512 |
| F.B.Q. BARONIO BQ press carbon steel | V 15 | | 570115 |
| | V 18 | | 570125 |
| | V 22 | | 570135 |
| | V 28 | | 570145 |
| | V 35 | | 570155 |
| | V 42 | | 570165 |
| | V 42 (PR-2B) | Z2 | 572850 |
| | V 54 | | 570175 |
| | V 54 (PR-2B) | Z2 | 572851 |
| | V 15 45° (PR-2B) | Z1 | 574504 |
| | V 18 45° (PR-2B) | Z1 | 574506 |
| | V 22 45° (PR-2B) | Z1 | 574508 |
| | V 28 45° (PR-2B) | Z1 | 574510 |
| | V 35 45° (PR-2B) | Z1 | 574512 |

| System | Pressing tongs / pressing rings | Driven by adapter tongs | Art.-No. |
|--|---------------------------------|---------------------------|----------|
| F.B.Q. BARONIO BQ press gas ²⁾ | V 15 | | 570115 |
| | V 18 | | 570125 |
| | V 22 | | 570135 |
| | V 28 | | 570145 |
| | V 35 | | 570155 |
| | V 42 | | 570165 |
| | V 42 (PR-2B) | Z2 | 572850 |
| | V 54 | | 570175 |
| | V 54 (PR-2B) | Z2 | 572851 |
| | V 15 45° (PR-2B) | Z1 | 574504 |
| | V 18 45° (PR-2B) | Z1 | 574506 |
| | V 22 45° (PR-2B) | Z1 | 574508 |
| | V 28 45° (PR-2B) | Z1 | 574510 |
| | V 35 45° (PR-2B) | Z1 | 574512 |
| Fercofloor DUO Press FERCO PEX | Rfz 16* | | 571325 |
| | Rfz 20* | | 571330 |
| | Rfz 25 | | 571335 |
| | Rfz 32 | | 571340 |
| | TH 16* | | 570460 |
| | TH 20* | | 570470 |
| | TH 25* | | 570495 |
| | TH 32 | | 570480 |
| | TH 40 | | 570485 |
| | TH 50 (PZ-S) | | 572400 |
| | TH 63 (PZ-S) | | 572405 |
| Fercofloor DUO Press MULTIFER | Rfz 16* | | 571325 |
| | Rfz 20* | | 571330 |
| | Rfz 25 | | 571335 |
| | Rfz 32 | | 571340 |
| | TH 16* | | 570460 |
| | TH 20* | | 570470 |
| | TH 25* | | 570495 |
| | TH 32 | | 570480 |
| | TH 40 | | 570485 |
| | TH 50 (PZ-S) | | 572400 |
| | TH 63 (PZ-S) | | 572405 |
| | U 16* | | 570765 |
| | U 18* | | 570770 |
| | U 20* | | 570775 |
| | U 25* | | 570780 |
| | U 32 | | 570785 |
| | U 40 | | 570790 |
| | U 50 | | 570795 |
| | U 63 (PZ-S) | | 572365 |
| FERRO systems BRASELLI GPF GAS ³⁾ | TH 16* | | 570460 |
| | TH 20* | | 570470 |
| | TH 25* | | 570495 |
| | TH 32 | | 570480 |
| FERRO systems BRASELLI GPF MULT Pressfitting MULTICAPA | U 16* | | 570765 |
| | U 18* | | 570770 |
| | U 20* | | 570775 |
| | U 25* | | 570780 |
| | U 32 | | 570785 |
| | U 40 | | 570790 |
| | U 50 | | 570795 |
| FERRO systems BRASELLI GPF PPSU Pressfitting PEX y MULTICAPA | U 16* | | 570765 |
| | U 18* | | 570770 |
| | U 20* | | 570775 |
| | U 25* | | 570780 |
| | U 32 | | 570785 |
| | U 40 | | 570790 |
| | U 50 | | 570795 |
| FERRO systems BRASELLI GPF PRESS Pressfitting PEX | Rfz 16* | | 571325 |
| | Rfz 20* | | 571330 |
| | Rfz 25 | | 571335 |
| | Rfz 32 | | 571340 |
| FILINOX Filpress | FTB 15 | | 571432 |
| | FTB 18 | | 571434 |
| | FTB 22 | | 571436 |
| | FTB 28 | | 571438 |
| | M 42 (PR-3S) | Z2 | 572706 |
| | M 54 (PR-3S) | Z2 | 572708 |
| | M 76,1 XL (PR-3S) | Z7 XL 45 kN ⁴⁾ | 579101 |
| | M 88,9 G XL (PR-3S) | Z7 XL 45 kN ⁴⁾ | 579110 |
| | M 108,0 G XL (PR-3S) | Z7 XL 45 kN ⁴⁾ | 579111 |
| FILINOX Instalpress Steel | M 15 | | 570110 |
| | M 18 | | 570120 |
| | M 22 | | 570130 |
| | M 28 | | 570140 |
| | M 35 | | 570150 |
| | M 42 (PR-3S) | Z2 | 572706 |
| | M 54 (PR-3S) | Z2 | 572708 |
| | M 76,1 XL (PR-3S) | Z7 XL 45 kN ⁴⁾ | 579101 |
| | M 88,9 G XL (PR-3S) | Z7 XL 45 kN ⁴⁾ | 579110 |
| | M 108,0 G XL (PR-3S) | Z7 XL 45 kN ⁴⁾ | 579111 |
| | M 15 45° (PR-2B) | Z1 | 574522 |
| | M 18 45° (PR-2B) | Z1 | 574524 |
| | M 22 45° (PR-2B) | Z1 | 574526 |
| | M 28 45° (PR-2B) | Z1 | 574528 |
| | M 35 45° (PR-2B) | Z1 | 574530 |
| FILINOX Instalpress Inox | M 15 | | 570110 |
| | M 18 | | 570120 |
| | M 22 | | 570130 |
| | M 28 | | 570140 |
| | M 35 | | 570150 |
| | M 42 (PR-3S) | Z2 | 572706 |
| | M 54 (PR-3S) | Z2 | 572708 |
| | M 76,1 XL (PR-3S) | Z7 XL 45 kN ⁴⁾ | 579101 |
| | M 88,9 G XL (PR-3S) | Z7 XL 45 kN ⁴⁾ | 579110 |
| | M 108,0 G XL (PR-3S) | Z7 XL 45 kN ⁴⁾ | 579111 |
| | M 15 45° (PR-2B) | Z1 | 574522 |
| | M 18 45° (PR-2B) | Z1 | 574524 |
| | M 22 45° (PR-2B) | Z1 | 574526 |
| | M 28 45° (PR-2B) | Z1 | 574528 |
| | M 35 45° (PR-2B) | Z1 | 574530 |
| Fittings Estándar ECO-PRESS | Rfz 16* | | 571325 |
| | Rfz 20* | | 571330 |
| | Rfz 25 | | 571335 |
| | Rfz 32 | | 571340 |
| Fittings Estándar MULTICAPA | Rfz 16* | | 571325 |
| | Rfz 18* | | 571327 |
| | Rfz 20* | | 571330 |
| | Rfz 25 | | 571335 |
| | Rfz 32 | | 571340 |

REMS pressing tongs REMS pressing rings

Accessories for REMS radial presses (except for REMS Mini-Press) and suitable radial presses of other makes

| System | Pressing tongs / pressing rings | Driven by adapter tongs | Art.-No. |
|--|--|---|----------|
| Fittings Estándar PE-X | RFz 16* | | 571325 |
| | RFz 20* | | 571330 |
| | RFz 25 | | 571335 |
| | RFz 32 | | 571340 |
| FORNARA ForPress | B 16* | | 570850 |
| | B 20* | | 570860 |
| | B 26 | | 570870 |
| | B 32 | | 570880 |
| | F 16* | | 570717 |
| | F 20* | | 570727 |
| | F 26* | | 570730 |
| | F 32 | | 570735 |
| | F 16 45° (PR-2B) | Z1 | 574550 |
| | F 20 45° (PR-2B) | Z1 | 574552 |
| | F 26 45° (PR-2B) | Z1 | 574554 |
| | F 32 45° (PR-2B) | Z1 | 574556 |
| | H 16* | | 570320 |
| | H 20* | | 570350 |
| | H 26* | | 570370 |
| | H 32 | | 570380 |
| | TH 16* | | 570460 |
| | TH 20* | | 570470 |
| | TH 26* | | 570475 |
| | TH 32 | | 570480 |
| | TH 16 45° (PR-2B) | Z1 | 574558 |
| | TH 20 45° (PR-2B) | Z1 | 574560 |
| | TH 26 45° (PR-2B) | Z1 | 574562 |
| | TH 32 45° (PR-2B) | Z1 | 574564 |
| | U 16* | | 570765 |
| | U 20* | | 570775 |
| | C 26* | | 570750 |
| | U 32 | | 570785 |
| | FORZA WATER CRIMP (AUS) | K16/P18* | |
| K/20* | | | 572605 |
| K/25* | | | 572610 |
| K32 | | | 572615 |
| K1/40 | | | 572620 |
| K1/50 | | 572625 | |
| FORZA STAINLESS WATER CRIMP | K16/P18* | | 572600 |
| | K/20* | | 572605 |
| FORZA STESSO PEX WATER AND GAS CRIMP (AUS) ³⁾ | U 16* | | 570765 |
| | U 20* | | 570775 |
| | U 25* | | 570780 |
| | U 32 | | 570785 |
| | U 40 | | 570790 |
| | U 50 | | 570795 |
| | U 63 (PZ-S) | | 572365 |
| FORZA GAS CRIMP (AUS) ³⁾ | K16/P18* | | 572600 |
| | K/20* | | 572605 |
| | K/25* | | 572610 |
| | K32 | | 572615 |
| | K1/40 | | 572620 |
| | K1/50 | | 572625 |
| | FORZA COPPER V PRESS (AUS) ³⁾ | VAU 15 (OD 12,7 mm) | |
| VAU 20 (OD 19,1 mm) | | | 572689 |
| VAU 25 (OD 25,4 mm) | | | 572691 |
| VAU 32 (OD 31,8 mm) | | | 572693 |
| VAU 40 (OD 38,1 mm) | | | 572695 |
| VAU 50 (OD 50,8 mm) | | | 572697 |
| VAUFz 65 (PR-3B) (OD 63,5 mm) | | Z5 | 572839 |
| VAUFz 80 (PR-3B) (OD 76,2 mm) | | Z5 | 572840 |
| VAUFz 100 (PR-3B) (OD 101,6 mm) | | Z5 | 572841 |
| VAU 15 45° (PR-2B) (OD 12,7 mm) | | Z1 | 574540 |
| VAU 20 45° (PR-2B) (OD 19,1 mm) | | Z1 | 574542 |
| VAU 25 45° (PR-2B) (OD 25,4 mm) | Z1 | 574544 | |
| FORZA STAINLESS V PRESS (AUS) ³⁾ | V 15 | | 570115 |
| | V 22 | | 570135 |
| | V 28 | | 570145 |
| | V 35 | | 570155 |
| | V 42 | | 570165 |
| | V 54 | | 570175 |
| | M 76,1 XL (PR-3S) | Z6 XL ³⁾ / Z7 XL 45 kN ⁴⁾ | 579101 |
| | M 88,9 G XL (PR-3S) | Z6 XL ³⁾ / Z7 XL 45 kN ⁴⁾ | 579110 |
| | M 108,0 G XL (PR-3S) | Z6 XL ³⁾ / Z7 XL 45 kN ⁴⁾ | 579111 |
| | V 15 45° (PR-2B) | Z1 | 574504 |
| | V 22 45° (PR-2B) | Z1 | 574508 |
| | V 28 45° (PR-2B) | Z1 | 574510 |
| | V 35 45° (PR-2B) | Z1 | 574512 |
| | FRABO FRABOPRESS 316 GAS M ⁵⁾ | M 15 | |
| M 18 | | | 570120 |
| M 22 | | | 570130 |
| M 28 | | | 570140 |
| M 35 | | | 570150 |
| M 42 (PR-3S) | | Z2 | 572706 |
| M 54 (PR-3S) | | Z2 | 572708 |
| M 15 45° (PR-2B) | | Z1 | 574522 |
| M 18 45° (PR-2B) | | Z1 | 574524 |
| M 22 45° (PR-2B) | | Z1 | 574526 |
| M 28 45° (PR-2B) | | Z1 | 574528 |
| M 35 45° (PR-2B) | | Z1 | 574530 |

| System | Pressing tongs / pressing rings | Driven by adapter tongs | Art.-No. | |
|--|------------------------------------|---|----------|--------|
| FRABO FRABOPRESS 316 GAS V ⁶⁾ | V 15 | | 570115 | |
| | V 18 | | 570125 | |
| | V 22 | | 570135 | |
| | V 28 | | 570145 | |
| | V 35 | | 570155 | |
| | V 42 | | 570165 | |
| | V 54 | | 570175 | |
| | V 15 45° (PR-2B) | Z1 | 574504 | |
| | V 18 45° (PR-2B) | Z1 | 574506 | |
| | V 22 45° (PR-2B) | Z1 | 574508 | |
| | V 28 45° (PR-2B) | Z1 | 574510 | |
| | V 35 45° (PR-2B) | Z1 | 574512 | |
| | FRABO FRABOPRESS 316 M | M 15 | | 570110 |
| | | M 18 | | 570120 |
| M 22 | | | 570130 | |
| M 28 | | | 570140 | |
| M 35 | | | 570150 | |
| M 42 (PR-3S) | | Z2 | 572706 | |
| M 54 (PR-3S) | | Z2 | 572708 | |
| M 66,7 XL (PR-3S) | | Z6 XL ³⁾ / Z7 XL 45 kN ⁴⁾ | 579107 | |
| M 76,1 XL (PR-3S) | | Z6 XL ³⁾ / Z7 XL 45 kN ⁴⁾ | 579101 | |
| M 88,9 G XL (PR-3S) | | Z6 XL ³⁾ / Z7 XL 45 kN ⁴⁾ | 579110 | |
| M 108,0 G XL (PR-3S) | | Z6 XL ³⁾ / Z7 XL 45 kN ⁴⁾ | 579111 | |
| M 15 45° (PR-2B) | | Z1 | 574522 | |
| M 18 45° (PR-2B) | | Z1 | 574524 | |
| M 22 45° (PR-2B) | | Z1 | 574526 | |
| M 28 45° (PR-2B) | | Z1 | 574528 | |
| M 35 45° (PR-2B) | | Z1 | 574530 | |
| FRABO FRABOPRESS CHROME | V 15 | | 570115 | |
| | V 18 | | 570125 | |
| | V 22 | | 570135 | |
| | V 12 45° (PR-2B) | Z1 | 574502 | |
| | V 15 45° (PR-2B) | Z1 | 574504 | |
| | V 18 45° (PR-2B) | Z1 | 574506 | |
| | V 22 45° (PR-2B) | Z1 | 574508 | |
| | FRABO FRABOPRESS C-STEEL M | M 15 | | 570110 |
| | | M 18 | | 570120 |
| | | M 22 | | 570130 |
| | | M 28 | | 570140 |
| | | M 35 | | 570150 |
| | | M 42 (PR-3S) | Z2 | 572706 |
| M 54 (PR-3S) | | Z2 | 572708 | |
| M 66,7 XL (PR-3S) | | Z6 XL ³⁾ / Z7 XL 45 kN ⁴⁾ | 579107 | |
| M 76,1 XL (PR-3S) | | Z6 XL ³⁾ / Z7 XL 45 kN ⁴⁾ | 579101 | |
| M 88,9 G XL (PR-3S) | | Z6 XL ³⁾ / Z7 XL 45 kN ⁴⁾ | 579110 | |
| M 108,0 G XL (PR-3S) | | Z6 XL ³⁾ / Z7 XL 45 kN ⁴⁾ | 579111 | |
| M 15 45° (PR-2B) | | Z1 | 574522 | |
| M 18 45° (PR-2B) | | Z1 | 574524 | |
| M 22 45° (PR-2B) | | Z1 | 574526 | |
| M 28 45° (PR-2B) | | Z1 | 574528 | |
| M 35 45° (PR-2B) | Z1 | 574530 | | |
| FRABO FRABOPRESS C-STEEL V | V 12 | | 570107 | |
| | V 15 | | 570115 | |
| | V 18 | | 570125 | |
| | V 22 | | 570135 | |
| | V 28 | | 570145 | |
| | V 35 | | 570155 | |
| | V 42 | | 570165 | |
| | V 54 | | 570175 | |
| | V 12 45° (PR-2B) | Z1 | 574502 | |
| | V 15 45° (PR-2B) | Z1 | 574504 | |
| | V 18 45° (PR-2B) | Z1 | 574506 | |
| | V 22 45° (PR-2B) | Z1 | 574508 | |
| V 28 45° (PR-2B) | Z1 | 574510 | | |
| V 35 45° (PR-2B) | Z1 | 574512 | | |

* These pressing tongs also fit the manual radial press REMS Eco-Press. Observe the national regulations.

¹⁾ Only pressing tongs from designation "108" (1st quarter of 2008), "208" (2nd quarter of 2008) etc. can be used. The designation is stamped on every pressing jaw.

²⁾ For this pressfitting system producing a pressing joint with manual radial presses is not permitted.

³⁾ Driven by REMS Power-Press XL ACC.

⁴⁾ Driven by REMS Akku-Press XL 45 kN 22 V ACC.

⁵⁾ For taking suitable pressing inserts.

⁶⁾ Press fittings made of red bronze (Sanpress XL) must be pressed with pressing rings with press contour VR, copper fittings (Profipress XL, Profipress G XL), carbon steel (Prestabo XL) and stainless steel fittings (Sanpress Inox XL, Sanpress Inox G XL) with pressing rings with press contour VF.

⁷⁾ Use pressing rings labelled "M 88.9 G" or "M 108 G" on the three pressing segments for gas installations.

⁸⁾ For making press joints for operating pressure ≤ PN 10.

⁹⁾ Pressfitting systems for gas installations must only be pressed with pressing tongs/pressing rings which are highlighted in yellow. Observe the national regulations.

The suitability of REMS pressing tools for pressfitting systems: Date 21.10.2021. For the updated situation regarding suitability status check our website: www.rems.de > Downloads > Product catalogues, brochures > REMS Catalogue.

See page 222 for adapter tongs. Pressing tongs/pressing rings for additional pressfitting systems on request.

REMS pressing tongs REMS pressing rings

Accessories for REMS radial presses (except for REMS Mini-Press)
and suitable radial presses of other makes

| System | Pressing tongs / pressing rings | Driven by adapter tongs | Art.-No. | |
|---|---|---|----------|--------|
| FRABO FRABOPRESS GAS M ⁽¹⁾ | M 12 | | 570100 | |
| | M 15 | | 570110 | |
| | M 18 | | 570120 | |
| | M 22 | | 570130 | |
| | M 28 | | 570140 | |
| | M 35 | | 570150 | |
| | M 42 (PR-3S) | Z2 | 572706 | |
| | M 54 (PR-3S) | Z2 | 572708 | |
| | M 12 45° (PR-2B) | Z1 | 574520 | |
| | M 15 45° (PR-2B) | Z1 | 574522 | |
| | M 18 45° (PR-2B) | Z1 | 574524 | |
| | M 22 45° (PR-2B) | Z1 | 574526 | |
| | M 28 45° (PR-2B) | Z1 | 574528 | |
| | M 35 45° (PR-2B) | Z1 | 574530 | |
| | FRABO FRABOPRESS GAS V ⁽¹⁾ | V 12 | | 570107 |
| | | V 15 | | 570115 |
| V 18 | | | 570125 | |
| V 22 | | | 570135 | |
| V 28 | | | 570145 | |
| V 35 | | | 570155 | |
| V 42 | | | 570165 | |
| V 54 | | | 570175 | |
| V 12 45° (PR-2B) | | Z1 | 574502 | |
| V 15 45° (PR-2B) | | Z1 | 574504 | |
| V 18 45° (PR-2B) | | Z1 | 574506 | |
| V 22 45° (PR-2B) | | Z1 | 574508 | |
| FRABO FRABOPRESS KOMBI | V 28 45° (PR-2B) | Z1 | 574510 | |
| | V 35 45° (PR-2B) | Z1 | 574512 | |
| | V 12 | | 570107 | |
| | V 15 | | 570115 | |
| | V 18 | | 570125 | |
| | V 22 | | 570135 | |
| | V 28 | | 570145 | |
| | V 35 | | 570155 | |
| | V 42 | | 570165 | |
| | V 54 | | 570175 | |
| | M 66,7 XL (PR-3S) | Z6 XL ⁽³⁾ / Z7 XL 45 kN ⁽⁴⁾ | 579107 | |
| | M 76,1 XL (PR-3S) | Z6 XL ⁽³⁾ / Z7 XL 45 kN ⁽⁴⁾ | 579101 | |
| | M 88,9 G XL (PR-3S) | Z6 XL ⁽³⁾ / Z7 XL 45 kN ⁽⁴⁾ | 579110 | |
| | M 108,0 G XL (PR-3S) | Z6 XL ⁽³⁾ / Z7 XL 45 kN ⁽⁴⁾ | 579111 | |
| V 12 45° (PR-2B) | Z1 | 574502 | | |
| V 15 45° (PR-2B) | Z1 | 574504 | | |
| V 18 45° (PR-2B) | Z1 | 574506 | | |
| V 22 45° (PR-2B) | Z1 | 574508 | | |
| V 28 45° (PR-2B) | Z1 | 574510 | | |
| V 35 45° (PR-2B) | Z1 | 574512 | | |
| FRABO FRABOPRESS M | M 12 | | 570100 | |
| | M 15 | | 570110 | |
| | M 18 | | 570120 | |
| | M 22 | | 570130 | |
| | M 28 | | 570140 | |
| | M 35 | | 570150 | |
| | M 42 (PR-3S) | Z2 | 572706 | |
| | M 54 (PR-3S) | Z2 | 572708 | |
| | M 76,1 XL (PR-3S) | Z6 XL ⁽³⁾ / Z7 XL 45 kN ⁽⁴⁾ | 579101 | |
| | M 12 45° (PR-2B) | Z1 | 574520 | |
| | M 15 45° (PR-2B) | Z1 | 574522 | |
| | M 18 45° (PR-2B) | Z1 | 574524 | |
| | M 22 45° (PR-2B) | Z1 | 574526 | |
| | M 28 45° (PR-2B) | Z1 | 574528 | |
| M 35 45° (PR-2B) | Z1 | 574530 | | |
| FRABO FRABOPRESS SOLAR | V 15 | | 570115 | |
| | V 18 | | 570125 | |
| | V 22 | | 570135 | |
| | V 28 | | 570145 | |
| | V 35 | | 570155 | |
| | V 15 45° (PR-2B) | Z1 | 574504 | |
| | V 18 45° (PR-2B) | Z1 | 574506 | |
| | V 22 45° (PR-2B) | Z1 | 574508 | |
| FRABO FRABOPRESS TS | V 28 45° (PR-2B) | Z1 | 574510 | |
| | V 35 45° (PR-2B) | Z1 | 574512 | |
| | M 22 | | 570130 | |
| | M 22 45° (PR-2B) | Z1 | 574526 | |
| FRABO FRABOPRESS V | V 22 | | 570135 | |
| | V 22 45° (PR-2B) | Z1 | 574508 | |
| | V 12 | | 570107 | |
| | V 15 | | 570115 | |
| | V 18 | | 570125 | |
| | V 22 | | 570135 | |
| | V 28 | | 570145 | |
| | V 35 | | 570155 | |
| | V 42 | | 570165 | |
| | V 54 | | 570175 | |
| | V 12 45° (PR-2B) | Z1 | 574502 | |
| V 15 45° (PR-2B) | Z1 | 574504 | | |
| V 18 45° (PR-2B) | Z1 | 574506 | | |
| V 22 45° (PR-2B) | Z1 | 574508 | | |
| V 28 45° (PR-2B) | Z1 | 574510 | | |
| V 35 45° (PR-2B) | Z1 | 574512 | | |
| Fränkische alpex-duo | B 16* | | 570850 | |
| | B 18* | | 570855 | |
| | B 20* | | 570860 | |
| | B 26 | | 570870 | |
| | B 32 | | 570880 | |
| | F 16* | | 570717 | |
| | F 18* | | 570720 | |
| | F 20* | | 570727 | |
| | F 26* | | 570730 | |
| | F 32 | | 570735 | |
| | F 16 45° (PR-2B) | Z1 | 574550 | |
| | F 20 45° (PR-2B) | Z1 | 574552 | |
| | F 26 45° (PR-2B) | Z1 | 574554 | |
| | F 32 45° (PR-2B) | Z1 | 574556 | |
| | TH 16* | | 570460 | |
| | TH 18* | | 570465 | |
| | TH 20* | | 570470 | |
| | TH 26* | | 570475 | |
| | TH 32 | | 570480 | |
| | TH 16 45° (PR-2B) | Z1 | 574558 | |
| | TH 20 45° (PR-2B) | Z1 | 574560 | |
| | TH 26 45° (PR-2B) | Z1 | 574562 | |
| | TH 32 45° (PR-2B) | Z1 | 574564 | |

| System | Pressing tongs / pressing rings | Driven by adapter tongs | Art.-No. |
|--|---|---|----------|
| Fränkische alpex-duo XS | F 16* | | 570717 |
| | F 20* | | 570727 |
| | F 26* | | 570730 |
| | F 32 | | 570735 |
| | F 16 45° (PR-2B) | Z1 | 574550 |
| | F 20 45° (PR-2B) | Z1 | 574552 |
| | F 26 45° (PR-2B) | Z1 | 574554 |
| | F 32 45° (PR-2B) | Z1 | 574556 |
| | TH 16* | | 570460 |
| | TH 20* | | 570470 |
| | TH 26* | | 570475 |
| | TH 32 | | 570480 |
| | TH 16 45° (PR-2B) | Z1 | 574558 |
| | TH 20 45° (PR-2B) | Z1 | 574560 |
| | TH 26 45° (PR-2B) | Z1 | 574562 |
| | TH 32 45° (PR-2B) | Z1 | 574564 |
| | Fränkische alpex F50 PROFI | F 16* | |
| F 20* | | | 570727 |
| F 26* | | | 570730 |
| F 32 | | | 570735 |
| F 16 45° (PR-2B) | | Z1 | 574550 |
| F 20 45° (PR-2B) | | Z1 | 574552 |
| F 26 45° (PR-2B) | | Z1 | 574554 |
| F 32 45° (PR-2B) | | Z1 | 574556 |
| H 16* | | | 570320 |
| H 20* | | | 570350 |
| H 26* | | | 570370 |
| H 32 | | | 570380 |
| TH 16* | | | 570460 |
| TH 20* | | | 570470 |
| TH 26* | | | 570475 |
| TH 32 | | | 570480 |
| TH 16 45° (PR-2B) | | Z1 | 574558 |
| TH 20 45° (PR-2B) | | Z1 | 574560 |
| TH 26 45° (PR-2B) | | Z1 | 574562 |
| TH 32 45° (PR-2B) | | Z1 | 574564 |
| U 16* | | | 570765 |
| U 20* | | | 570775 |
| U 25* | | | 570780 |
| U 32 | | 570785 | |
| VP 16* | | 570910 | |
| VP 20* | | 570915 | |
| VP 32 | | 570925 | |
| Fränkische alpex-gas ⁽²⁾ | F 20 ⁽²⁾ | | 570727 |
| | F 26 ⁽²⁾ | | 570730 |
| | F 32 ⁽²⁾ | | 570735 |
| | F 20 45° (PR-2B) | Z1 | 574552 |
| | F 26 45° (PR-2B) | Z1 | 574554 |
| F 32 45° (PR-2B) | Z1 | 574556 | |
| Fränkische alpex L | Fz 40 | | 570742 |
| | Fz 50 | | 570747 |
| | F 63 (PZ-S) | | 572385 |
| | Fz 75 (PR-3B) | Z4 | 572830 |
| G | | | |
| gabotherm H+S | TH 10* | | 570467 |
| | TH 12* | | 570452 |
| | TH 14* | | 570455 |
| | TH 15* | | 570457 |
| | TH 16* | | 570460 |
| | TH 17* | | 570462 |
| | TH 18* | | 570465 |
| | TH 20* | | 570470 |
| | TH 25* | | 570495 |
| | TH 26* | | 570475 |
| | TH 32 | | 570480 |
| | TH 40 | | 570485 |
| | TH 50 (PZ-S) | | 572400 |
| | TH 63 (PZ-S) | | 572405 |
| | TH 16 45° (PR-2B) | Z1 | 574558 |
| TH 20 45° (PR-2B) | Z1 | 574560 | |
| TH 26 45° (PR-2B) | Z1 | 574562 | |
| TH 32 45° (PR-2B) | Z1 | 574564 | |
| Gallagher USA YogaPipe ACR | H 12* (1/4") | | 570300 |
| | U 14* (3/8") | | 570760 |
| | U 16* (1/2") | | 570765 |
| | U 18* (5/8") | | 570770 |
| | U 20* (3/4") | | 570775 |
| U 25* (7/8") | | 570780 | |
| U 32 (1 1/8") | | 570785 | |
| Geberit Mapress C-STAHL | M 12 | | 570100 |
| | M 15 | | 570110 |
| | M 18 | | 570120 |
| | M 22 | | 570130 |
| | M 28 | | 570140 |
| | M 35 | | 570150 |
| | M 35 (PR-3S) | Z2 | 572727 |
| | M 42 (PZ-46) | | 570160 |
| | M 54 (PZ-46) | | 570170 |
| | M 42 (PR-3S) | Z2 | 572706 |
| | M 54 (PR-3S) | Z2 | 572708 |
| | M 66,7 XL (PR-3S) | Z6 XL ⁽³⁾ / Z7 XL 45 kN ⁽⁴⁾ | 579107 |
| | M 76,1 XL (PR-3S) | Z6 XL ⁽³⁾ / Z7 XL 45 kN ⁽⁴⁾ | 579101 |
| | M 88,9 G XL (PR-3S) | Z6 XL ⁽³⁾ / Z7 XL 45 kN ⁽⁴⁾ | 579110 |
| M 108,0 G XL (PR-3S) | Z6 XL ⁽³⁾ / Z7 XL 45 kN ⁽⁴⁾ | 579111 | |
| M 12 45° (PR-2B) | Z1 | 574520 | |
| M 15 45° (PR-2B) | Z1 | 574522 | |
| M 18 45° (PR-2B) | Z1 | 574524 | |
| M 22 45° (PR-2B) | Z1 | 574526 | |
| M 28 45° (PR-2B) | Z1 | 574528 | |
| M 35 45° (PR-2B) | Z1 | 574530 | |

REMS pressing tongs REMS pressing rings

Accessories for REMS radial presses (except for REMS Mini-Press)
and suitable radial presses of other makes

| System | Pressing tongs / pressing rings | Driven by adapter tongs | Art.-No. | |
|------------------------------------|--|--|----------|--------|
| Geberit Mapress Edelstahl | M 12 | | 570100 | |
| | M 15 | | 570110 | |
| | M 18 | | 570120 | |
| | M 22 | | 570130 | |
| | M 28 | | 570140 | |
| | M 35 | | 570150 | |
| | M 35 (PR-3S) | Z2 | 572727 | |
| | M 42 (PZ-4G) | | 570160 | |
| | M 54 (PZ-4G) | | 570170 | |
| | M 42 (PR-3S) | Z2 | 572706 | |
| | M 54 (PR-3S) | Z2 | 572708 | |
| | M 76,1 XL (PR-3S) | Z6 XL ³⁾ / Z7 XL 45kN ⁴⁾ | 579101 | |
| | M 88,9 G XL (PR-3S) | Z6 XL ³⁾ / Z7 XL 45kN ⁴⁾ | 579110 | |
| | M 108,0 G XL (PR-3S) | Z6 XL ³⁾ / Z7 XL 45kN ⁴⁾ | 579111 | |
| | M 12 45° (PR-2B) | Z1 | 574520 | |
| | M 15 45° (PR-2B) | Z1 | 574522 | |
| | M 18 45° (PR-2B) | Z1 | 574524 | |
| | M 22 45° (PR-2B) | Z1 | 574526 | |
| | M 28 45° (PR-2B) | Z1 | 574528 | |
| | M 35 45° (PR-2B) | Z1 | 574530 | |
| | Geberit Mapress Edelstahl Gas ⁹⁾ | M 15 | | 570110 |
| | | M 18 | | 570120 |
| M 22 | | | 570130 | |
| M 28 | | | 570140 | |
| M 35 | | | 570150 | |
| M 35 (PR-3S) | | Z2 | 572727 | |
| M 42 (PR-3S) | | Z2 | 572706 | |
| M 54 (PR-3S) | | Z2 | 572708 | |
| M 76,1 XL (PR-3S) | | Z7 XL 45kN ⁴⁾ | 579101 | |
| M 88,9 G XL (PR-3S) ⁷⁾ | | Z7 XL 45kN ⁴⁾ | 579110 | |
| M 108,0 G XL (PR-3S) ⁷⁾ | | Z7 XL 45kN ⁴⁾ | 579111 | |
| M 15 45° (PR-2B) | | Z1 | 574522 | |
| M 18 45° (PR-2B) | | Z1 | 574524 | |
| M 22 45° (PR-2B) | | Z1 | 574526 | |
| M 28 45° (PR-2B) | | Z1 | 574528 | |
| M 35 45° (PR-2B) | | Z1 | 574530 | |
| Geberit Mapress Kupfer | | M 12 | | 570100 |
| | | M 15 | | 570110 |
| | | M 18 | | 570120 |
| | | M 22 | | 570130 |
| | | M 28 | | 570140 |
| | | M 35 | | 570150 |
| | M 35 (PR-3S) | Z2 | 572727 | |
| | M 42 (PZ-4G) | | 570160 | |
| | M 54 (PZ-4G) | | 570170 | |
| | M 42 (PR-3S) | Z2 | 572706 | |
| | M 54 (PR-3S) | Z2 | 572708 | |
| | M 66,7 XL (PR-3S) | Z6 XL ³⁾ / Z7 XL 45kN ⁴⁾ | 579107 | |
| | M 76,1 XL (PR-3S) | Z6 XL ³⁾ / Z7 XL 45kN ⁴⁾ | 579101 | |
| | M 88,9 G XL (PR-3S) | Z6 XL ³⁾ / Z7 XL 45kN ⁴⁾ | 579110 | |
| | M 108,0 G XL (PR-3S) | Z6 XL ³⁾ / Z7 XL 45kN ⁴⁾ | 579111 | |
| | M 12 45° (PR-2B) | Z1 | 574520 | |
| | M 15 45° (PR-2B) | Z1 | 574522 | |
| | M 18 45° (PR-2B) | Z1 | 574524 | |
| | M 22 45° (PR-2B) | Z1 | 574526 | |
| | M 28 45° (PR-2B) | Z1 | 574528 | |
| | M 35 45° (PR-2B) | Z1 | 574530 | |
| | Geberit Mapress Kupfer Gas ⁹⁾ | M 15 | | 570110 |
| M 18 | | | 570120 | |
| M 22 | | | 570130 | |
| M 28 | | | 570140 | |
| M 35 | | | 570150 | |
| M 35 (PR-3S) | | Z2 | 572727 | |
| M 42 (PR-3S) | | Z2 | 572706 | |
| M 54 (PR-3S) | | Z2 | 572708 | |
| M 15 45° (PR-2B) | | Z1 | 574522 | |
| M 18 45° (PR-2B) | | Z1 | 574524 | |
| M 22 45° (PR-2B) | | Z1 | 574526 | |
| M 28 45° (PR-2B) | | Z1 | 574528 | |
| M 35 45° (PR-2B) | | Z1 | 574530 | |
| Geberit Mepla | | G 16* | | 570400 |
| | | G 20* | | 570410 |
| | | G 26* | | 570420 |
| | | G 32 | | 570430 |
| | | G 40 | | 570440 |
| | | G 50 | | 570450 |
| | | G 63 (PZ-S) | | 572470 |
| | | Geberit Mepla Therm | G 16* | |
| G 20* | | | | 570410 |
| G 26* | | | 570420 | |
| Geberit Volex | TH 16* | | 570460 | |
| | TH 20* | | 570470 | |
| | TH 26* | | 570475 | |

| System | Pressing tongs / pressing rings | Driven by adapter tongs | Art.-No. |
|--------------------------------|------------------------------------|----------------------------|----------|
| General Fittings 5700 | H 16* | | 570320 |
| | H 20* | | 570350 |
| | H 26* | | 570370 |
| | H 32 | | 570380 |
| | TH 16* | | 570460 |
| | TH 20* | | 570470 |
| | TH 26* | | 570475 |
| | TH 32 | | 570480 |
| | TH 16 45° (PR-2B) | Z1 | 574558 |
| | TH 20 45° (PR-2B) | Z1 | 574560 |
| | TH 26 45° (PR-2B) | Z1 | 574562 |
| | TH 32 45° (PR-2B) | Z1 | 574564 |
| | U 16* | | 570765 |
| | U 20* | | 570775 |
| | U 32 | | 570785 |
| | General Fittings Ewoprex | H 16* | |
| H 20* | | | 570350 |
| H 26* | | | 570370 |
| H 32 | | | 570380 |
| TH 16* | | | 570460 |
| TH 20* | | | 570470 |
| TH 26* | | | 570475 |
| TH 32 | | | 570480 |
| TH 16 45° (PR-2B) | | Z1 | 574558 |
| TH 20 45° (PR-2B) | | Z1 | 574560 |
| TH 26 45° (PR-2B) | | Z1 | 574562 |
| TH 32 45° (PR-2B) | | Z1 | 574564 |
| U 16* | | | 570765 |
| U 20* | | | 570775 |
| U 32 | | | 570785 |
| General Fittings Serie 5S00 | | B 16* | |
| | B 18* | | 570855 |
| | B 20* | | 570860 |
| | B 26 | | 570870 |
| | B 32 | | 570880 |
| | F 16* | | 570717 |
| | F 20* | | 570727 |
| | F 26* | | 570730 |
| | F 32 | | 570735 |
| | F 16 45° (PR-2B) | Z1 | 574550 |
| | F 20 45° (PR-2B) | Z1 | 574552 |
| | F 26 45° (PR-2B) | Z1 | 574554 |
| | F 32 45° (PR-2B) | Z1 | 574556 |
| | H 16* | | 570320 |
| | H 18* | | 570340 |
| | H 20* | | 570350 |
| | H 25* | | 570360 |
| | H 26* | | 570370 |
| | H 32 | | 570380 |
| | H 40 (PZ-4G) | | 570390 |
| | TH 16* | | 570460 |
| | TH 18* | | 570465 |
| | TH 20* | | 570470 |
| | TH 25* | | 570495 |
| | TH 26* | | 570475 |
| | TH 32 | | 570480 |
| | TH 40 | | 570485 |
| | TH 50 (PZ-S) | | 572400 |
| | TH 63 (PZ-S) | | 572405 |
| TH 16 45° (PR-2B) | Z1 | 574558 | |
| TH 20 45° (PR-2B) | Z1 | 574560 | |
| TH 26 45° (PR-2B) | Z1 | 574562 | |
| TH 32 45° (PR-2B) | Z1 | 574564 | |
| U 16* | | 570765 | |
| U 18* | | 570770 | |
| U 20* | | 570775 | |
| U 25* | | 570780 | |
| U 32 | | 570785 | |
| U 40 | | 570790 | |
| U 63 (PZ-S) | | 572365 | |
| U 63 (PR-3B) | Z4 | 572837 | |
| General Fittings Trident | B 16* | | 570850 |
| | F 16* | | 570717 |
| | F 16 45° (PR-2B) | Z1 | 574550 |
| | H 16* | | 570320 |
| | H 20* | | 570350 |
| | H 26* | | 570370 |
| | H 32 | | 570380 |
| | TH 16* | | 570460 |
| | TH 20* | | 570470 |
| TH 26* | | 570475 | |
| TH 32 | | 570480 | |
| TH 16 45° (PR-2B) | Z1 | 574558 | |
| TH 20 45° (PR-2B) | Z1 | 574560 | |
| TH 26 45° (PR-2B) | Z1 | 574562 | |
| TH 32 45° (PR-2B) | Z1 | 574564 | |
| U 16* | | 570765 | |
| U 20* | | 570775 | |
| U 32 | | 570785 | |

* These pressing tongs also fit the manual radial press REMS Eco-Press. Observe the national regulations.

¹⁾ Only pressing tongs from designation "108" (1st quarter of 2008), "208" (2nd quarter of 2008) etc. can be used. The designation is stamped on every pressing jaw.

²⁾ For this pressfitting system producing a pressing joint with manual radial presses is not permitted.

³⁾ Driven by REMS Power-Press XL ACC.

⁴⁾ Driven by REMS Akku-Press XL 45 kN 22V ACC.

⁵⁾ For taking suitable pressing inserts.

⁶⁾ Press fittings made of red bronze (Sanpress XL) must be pressed with pressing rings with press contour VR, copper fittings (Profipress XL, Profipress G XL), carbon steel (Prestabo XL) and stainless steel fittings (Sanpress Inox XL, Sanpress Inox G XL) with pressing rings with press contour VF.

⁷⁾ Use pressing rings labelled "M 88.9 G" or "M 108 G" on the three pressing segments for gas installations.

⁸⁾ For making press joints for operating pressure ≤ PN 10.

⁹⁾ Pressfitting systems for gas installations must only be pressed with pressing tongs/pressing rings which are highlighted in yellow. Observe the national regulations.

The suitability of REMS pressing tools for pressfitting systems: Date 21.10.2021. For the updated situation regarding suitability status check our website:

www.rems.de > Downloads > Product catalogues, brochures > REMS Catalogue.

See page 222 for adapter tongs. Pressing tongs/pressing rings for additional pressfitting systems on request.

REMS pressing tongs
REMS pressing rings

Accessories for REMS radial presses (except for REMS Mini-Press) and suitable radial presses of other makes

| System | Pressing tongs / pressing rings | Driven by adapter tongs | Art.-No. | |
|---|--|-------------------------|----------|--------|
| General Fittings Trident Gas [®] | TH 16* | | 570460 | |
| | TH 20* | | 570470 | |
| | TH 26* | | 570475 | |
| | TH 32 | | 570480 | |
| | TH 16 45° (PR-2B) | Z1 | 574558 | |
| | TH 20 45° (PR-2B) | Z1 | 574560 | |
| | TH 26 45° (PR-2B) | Z1 | 574562 | |
| | TH 32 45° (PR-2B) | Z1 | 574564 | |
| | H 16* | | 570320 | |
| | H 20* | | 570350 | |
| | H 26* | | 570370 | |
| | H 32 | | 570380 | |
| | U 16* | | 570765 | |
| | U 20* | | 570775 | |
| | U 32 | | 570785 | |
| | General Fittings WELCO-Gas [®] | H 16 A* | | 570620 |
| | | H 20 A* | | 570650 |
| H 26 A* | | | 570670 | |
| H 32 A | | | 570680 | |
| General Fittings WOPREX | H 14 A* | | 570610 | |
| | H 16 A* | | 570620 | |
| | H 17 A* | | 570630 | |
| | H 20 A* | | 570650 | |
| | H 26 A* | | 570670 | |
| | H 32 A | | 570680 | |
| | H 40 A (PZ-4G) | | 570695 | |
| Giacomini Raccordi RM Giacomini | H 16* | | 570320 | |
| | H 20* | | 570350 | |
| | H 26* | | 570370 | |
| | H 32 | | 570380 | |
| | TH 16* | | 570460 | |
| | TH 20* | | 570470 | |
| | TH 26* | | 570475 | |
| | TH 32 | | 570480 | |
| | TH 40 | | 570485 | |
| | TH 50 (PZ-S) | | 572400 | |
| | TH 63 (PZ-S) | | 572405 | |
| | U 16* | | 570765 | |
| | U 20* | | 570775 | |
| Giacomini RM MULTIGAS [®] | H 16* | | 570320 | |
| | H 20* | | 570350 | |
| | H 26* | | 570370 | |
| | H 32 | | 570380 | |
| | TH 16* | | 570460 | |
| | TH 20* | | 570470 | |
| | TH 26* | | 570475 | |
| | TH 32 | | 570480 | |
| | U 16* | | 570765 | |
| | U 20* | | 570775 | |
| | U 32 | | 570785 | |
| Giacomini Valvole Giacomini serie R850V | V 15 | | 570115 | |
| | V 18 | | 570125 | |
| | V 22 | | 570135 | |
| | V 28 | | 570145 | |
| | V 35 | | 570155 | |
| | V 42 | | 570165 | |
| | V 54 | | 570175 | |
| | V 15 45° (PR-2B) | Z1 | 574504 | |
| | V 18 45° (PR-2B) | Z1 | 574506 | |
| | V 22 45° (PR-2B) | Z1 | 574508 | |
| | V 28 45° (PR-2B) | Z1 | 574510 | |
| | V 35 45° (PR-2B) | Z1 | 574512 | |
| | SA 15 | | 570935 | |
| | SA 18 | | 570940 | |
| | SA 22 | | 570945 | |
| | SA 28 | | 570950 | |
| | SA 35 | | 570955 | |
| | M 15 | | 570110 | |
| | M 18 | | 570120 | |
| | M 22 | | 570130 | |
| | M 28 | | 570140 | |
| | M 35 | | 570150 | |
| | M 15 45° (PR-2B) | Z1 | 574522 | |
| | M 18 45° (PR-2B) | Z1 | 574524 | |
| | M 22 45° (PR-2B) | Z1 | 574526 | |
| | M 28 45° (PR-2B) | Z1 | 574528 | |
| M 35 45° (PR-2B) | Z1 | 574530 | | |
| Golan Pipe Systems (Scandinavia) Alu-Press | U 16* | | 570765 | |
| | U 20* | | 570775 | |
| | U 25* | | 570780 | |
| | U 32 | | 570785 | |
| | U 40 | | 570790 | |
| | U 50 | | 570795 | |
| | U 63 (PZ-S) | | 572365 | |
| | U 63 (PR-3B) | Z4 | 572837 | |
| | U 75 (PR-3B) | Z4 | 572828 | |
| Grinnell G-PRESS Copper Fittings | VUS ½" (OD 15,9 mm) | | 571770 | |
| | VUS ¾" (OD 22,2 mm) | | 571775 | |
| | VUS 1" (OD 28,6 mm) | | 571780 | |
| | VUS 1¼" (OD 34,9 mm) | | 571785 | |
| | VUS 1½" (OD 41,3 mm) | | 571790 | |
| | VUS 2" (OD 54,0 mm) | | 571795 | |
| | VUSFz 2½" (PR-3B) (OD 66,7 mm) | Z5 | 572819 | |
| | VUSFz 3" (PR-3B) (OD 79,4 mm) | Z5 | 572820 | |
| | VUSFz 4" (PR-3B) (OD 104,8 mm) | Z5 | 572821 | |
| | GS Wärmesysteme System TH | TH 14* | | 570455 |
| TH 16* | | | 570460 | |
| TH 20* | | | 570470 | |
| TH 26* | | | 570475 | |
| TH 32 | | | 570480 | |
| TH 40 | | | 570485 | |
| TH 50 (PZ-S) | | | 572400 | |
| TH 63 (PZ-S) | | | 572405 | |
| TH 16 45° (PR-2B) | | Z1 | 574558 | |
| TH 20 45° (PR-2B) | | Z1 | 574560 | |
| TH 26 45° (PR-2B) | | Z1 | 574562 | |
| TH 32 45° (PR-2B) | | Z1 | 574564 | |

| System | Pressing tongs / pressing rings | Driven by adapter tongs | Art.-No. | |
|---------------------------------|---------------------------------|--|----------|--------|
| GS Wärmesysteme System V | V 15 | | 570115 | |
| | V 18 | | 570125 | |
| | V 22 | | 570135 | |
| | V 28 | | 570145 | |
| | V 35 | | 570155 | |
| | V 15 45° (PR-2B) | Z1 | 574504 | |
| | V 18 45° (PR-2B) | Z1 | 574506 | |
| | V 22 45° (PR-2B) | Z1 | 574508 | |
| | V 28 45° (PR-2B) | Z1 | 574510 | |
| | V 35 45° (PR-2B) | Z1 | 574512 | |
| H | | | | |
| HakaGerodur HAKASAN | TH 10* | | 570467 | |
| | TH 11,6* | | 570482 | |
| | TH 12* | | 570452 | |
| | TH 14* | | 570455 | |
| | TH 16* | | 570460 | |
| | TH 17* | | 570462 | |
| | TH 18* | | 570465 | |
| | TH 20* | | 570470 | |
| | TH 25* | | 570495 | |
| | TH 26* | | 570475 | |
| | TH 32 | | 570480 | |
| | TH 40 | | 570485 | |
| | TH 50 (PZ-S) | | 572400 | |
| | TH 63 (PZ-S) | | 572405 | |
| | TH 16 45° (PR-2B) | Z1 | 574558 | |
| | TH 20 45° (PR-2B) | Z1 | 574560 | |
| TH 26 45° (PR-2B) | Z1 | 574562 | | |
| TH 32 45° (PR-2B) | Z1 | 574564 | | |
| HASTINIK Hastinik/Hitpress | M 15 | | 570110 | |
| | M 18 | | 570120 | |
| | M 22 | | 570130 | |
| | M 28 | | 570140 | |
| | M 35 | | 570150 | |
| | M 42 (PZ-4G) | | 570160 | |
| | M 54 (PZ-4G) | | 570170 | |
| | M 42 (PR-3S) | Z2 | 572706 | |
| | M 54 (PR-3S) | Z2 | 572708 | |
| | M 76.1 XL (PR-3S) | Z6 XL ²⁾ / Z7 XL 45 kN ⁽¹⁾ | 579101 | |
| | M 88.9 G XL (PR-3S) | Z6 XL ²⁾ / Z7 XL 45 kN ⁽¹⁾ | 579110 | |
| | M 108.0 G XL (PR-3S) | Z6 XL ²⁾ / Z7 XL 45 kN ⁽¹⁾ | 579111 | |
| | M 15 45° (PR-2B) | Z1 | 574522 | |
| | M 18 45° (PR-2B) | Z1 | 574524 | |
| | M 22 45° (PR-2B) | Z1 | 574526 | |
| | M 28 45° (PR-2B) | Z1 | 574528 | |
| | M 35 45° (PR-2B) | Z1 | 574530 | |
| | heima24 | TH 16* | | 570460 |
| | | TH 20* | | 570470 |
| TH 26* | | | 570475 | |
| TH 32 | | | 570480 | |
| TH 40 | | | 570485 | |
| TH 50 (PZ-S) | | | 572400 | |
| TH 63 (PZ-S) | | | 572405 | |
| TH 16 45° (PR-2B) | | Z1 | 574558 | |
| TH 20 45° (PR-2B) | | Z1 | 574560 | |
| TH 26 45° (PR-2B) | | Z1 | 574562 | |
| TH 32 45° (PR-2B) | | Z1 | 574564 | |
| U 16* | | | 570765 | |
| U 18* | | | 570770 | |
| U 20* | | | 570775 | |
| U 25* | | 570780 | | |
| U 32 | | 570785 | | |
| HELIROMA Klimapress | U 16* | | 570765 | |
| | U 18* | | 570770 | |
| | U 20* | | 570775 | |
| | U 25* | | 570780 | |
| | U 32 | | 570785 | |
| | U 40 | | 570790 | |
| | U 50 | | 570795 | |
| HELIROMA Romapress | U 63 (PR-3B) | Z4 | 572837 | |
| | U 63 (PZ-S) | | 572365 | |
| | U 75 (PR-3B) | Z4 | 572828 | |
| | Rfz 16* | | 571325 | |
| | Rfz 20* | | 571330 | |
| | Rfz 25 | | 571335 | |
| | Rfz 32 | | 571340 | |
| Henco | TH 14* | | 570455 | |
| | TH 16* | | 570460 | |
| | TH 18* | | 570465 | |
| | TH 20* | | 570470 | |
| | TH 26* | | 570475 | |
| | HE 32 | | 571900 | |
| Herotec TEMPUS-PRESS PLUS | HEz 40 | | 571904 | |
| | H 16* | | 570320 | |
| | H 20* | | 570350 | |
| | H 25* | | 570360 | |
| | H 32 | | 570380 | |
| | Rfz 16* | | 571325 | |
| | Rfz 20* | | 571330 | |
| | Rfz 25 | | 571335 | |
| | Rfz 32 | | 571340 | |
| | TH 16* | | 570460 | |
| | TH 20* | | 570470 | |
| | TH 25* | | 570495 | |
| | TH 32 | | 570480 | |
| | TH 16 45° (PR-2B) | Z1 | 574558 | |
| TH 20 45° (PR-2B) | Z1 | 574560 | | |
| TH 32 45° (PR-2B) | Z1 | 574564 | | |
| U 16* | | 570765 | | |
| U 20* | | 570775 | | |
| U 25* | | 570780 | | |
| U 32 | | 570785 | | |
| U 40 | | 570790 | | |
| U 50 | | 570795 | | |
| U 63 (PZ-S) | | 572365 | | |
| U 63 (PR-3B) | Z4 | 572837 | | |
| U 75 (PR-3B) | Z4 | 572828 | | |

REMS pressing tongs REMS pressing rings

Accessories for REMS radial presses (except for REMS Mini-Press)
and suitable radial presses of other makes

| System | Pressing tongs/ pressing rings | Driven by adapter tongs | Art.-No. | System | Pressing tongs/ pressing rings | Driven by adapter tongs | Art.-No. | |
|------------------------------------|-----------------------------------|---|------------------|----------------------------|-----------------------------------|---|----------|--------|
| HERZ PIPEFIX | TH 10* | | 570467 | HITHERM HTpress | M 15 | | 570110 | |
| | TH 16* | | 570460 | | M 18 | | 570120 | |
| | TH 20* | | 570470 | | M 22 | | 570130 | |
| | TH 26* | | 570475 | | M 28 | | 570140 | |
| | TH 32 | | 570480 | | M 35 | | 570150 | |
| | TH 40 | | 570485 | | M 42 (PR-3S) | Z2 | 572706 | |
| | TH 50 (PZ-S) | | 572400 | | M 54 (PR-3S) | Z2 | 572708 | |
| | TH 63 (PZ-S) | | 572405 | | M 76.1 XL (PR-3S) | Z6 XL ³⁾ / Z7 XL 45 kN ⁴⁾ | 579101 | |
| | THz 75 (PR-3B) | Z4 | 572829 | | M 88.9 G XL (PR-3S) | Z6 XL ³⁾ / Z7 XL 45 kN ⁴⁾ | 579110 | |
| | TH 16 45° (PR-2B) | Z1 | 574558 | | M 108.0 G XL (PR-3S) | Z6 XL ³⁾ / Z7 XL 45 kN ⁴⁾ | 579111 | |
| | TH 20 45° (PR-2B) | Z1 | 574560 | | M 15 45° (PR-2B) | Z1 | 574522 | |
| | TH 26 45° (PR-2B) | Z1 | 574562 | | M 18 45° (PR-2B) | Z1 | 574524 | |
| | TH 32 45° (PR-2B) | Z1 | 574564 | | M 22 45° (PR-2B) | Z1 | 574526 | |
| | | | M 28 45° (PR-2B) | Z1 | 574528 | | | |
| | | | M 35 45° (PR-2B) | Z1 | 574530 | | | |
| HIDRONIX MULTIGAS ⁹⁾ | TH 16* | | 570460 | HITHERM HTfire | M 15 | | 570110 | |
| | TH 20* | | 570470 | | M 18 | | 570120 | |
| | TH 26* | | 570475 | | M 22 | | 570130 | |
| HIDRONIX MULTIPIPE | TH 14* | | 570455 | | M 28 | | 570140 | |
| | TH 16* | | 570460 | | M 35 | | 570150 | |
| | TH 20* | | 570470 | | M 42 (PR-3S) | Z2 | 572706 | |
| | TH 26* | | 570475 | | M 54 (PR-3S) | Z2 | 572708 | |
| | TH 32 | | 570480 | | M 76.1 XL (PR-3S) | Z6 XL ³⁾ / Z7 XL 45 kN ⁴⁾ | 579101 | |
| | H 14* | | 570310 | | M 88.9 G XL (PR-3S) | Z6 XL ³⁾ / Z7 XL 45 kN ⁴⁾ | 579110 | |
| | H 16* | | 570320 | | M 108.0 G XL (PR-3S) | Z6 XL ³⁾ / Z7 XL 45 kN ⁴⁾ | 579111 | |
| | H 18* | | 570340 | | M 15 45° (PR-2B) | Z1 | 574522 | |
| | H 20* | | 570350 | | M 18 45° (PR-2B) | Z1 | 574524 | |
| | H 26* | | 570370 | | M 22 45° (PR-2B) | Z1 | 574526 | |
| | H 32 | | 570380 | M 28 45° (PR-2B) | Z1 | 574528 | | |
| | U 14* | | 570760 | M 35 45° (PR-2B) | Z1 | 574530 | | |
| | U 16* | | 570765 | | | | | |
| | U 18* | | 570770 | | | | | |
| | U 20* | | 570775 | | | | | |
| | C 26* | | 570750 | | | | | |
| | U 32 | | 570785 | | | | | |
| HIDRONIX UNICO | TH 14* | | 570455 | HITHERM HTair | M 15 | | 570110 | |
| | TH 16* | | 570460 | | M 18 | | 570120 | |
| | TH 20* | | 570470 | | M 22 | | 570130 | |
| | TH 26* | | 570475 | | M 28 | | 570140 | |
| | TH 32 | | 570480 | | M 35 | | 570150 | |
| | H 14* | | 570310 | | M 42 (PR-3S) | Z2 | 572706 | |
| | H 16* | | 570320 | | M 54 (PR-3S) | Z2 | 572708 | |
| | H 18* | | 570340 | | M 76.1 XL (PR-3S) | Z6 XL ³⁾ / Z7 XL 45 kN ⁴⁾ | 579101 | |
| | H 20* | | 570350 | | M 88.9 G XL (PR-3S) | Z6 XL ³⁾ / Z7 XL 45 kN ⁴⁾ | 579110 | |
| | H 26* | | 570370 | | M 108.0 G XL (PR-3S) | Z6 XL ³⁾ / Z7 XL 45 kN ⁴⁾ | 579111 | |
| | H 32 | | 570380 | | M 15 45° (PR-2B) | Z1 | 574522 | |
| | U 14* | | 570760 | | M 18 45° (PR-2B) | Z1 | 574524 | |
| | U 16* | | 570765 | | M 22 45° (PR-2B) | Z1 | 574526 | |
| | U 18* | | 570770 | M 28 45° (PR-2B) | Z1 | 574528 | | |
| | U 20* | | 570775 | M 35 45° (PR-2B) | Z1 | 574530 | | |
| | C 26* | | 570750 | | | | | |
| | U 32 | | 570785 | | | | | |
| HITEC Sistema Multistrato | TH 14* | | 570455 | hp praski BAVARIA-press | TH 10* | | 570467 | |
| | TH 16* | | 570460 | | TH 14* | | 570455 | |
| | TH 18* | | 570465 | | TH 16* | | 570460 | |
| | TH 20* | | 570470 | | TH 17* | | 570462 | |
| | TH 26* | | 570475 | | TH 20* | | 570470 | |
| | TH 32 | | 570480 | | TH 25* | | 570495 | |
| | TH 40 | | 570485 | | TH 26* | | 570475 | |
| | TH 50 (PZ-S) | | 572400 | | TH 32 | | 570480 | |
| | TH 16 45° (PR-2B) | Z1 | 574558 | | TH 40 | | 570485 | |
| | TH 20 45° (PR-2B) | Z1 | 574560 | | | | | |
| | TH 26 45° (PR-2B) | Z1 | 574562 | | | | | |
| | TH 32 45° (PR-2B) | Z1 | 574564 | | | | | |
| | | | | | | | | |
| | HITHERM-ISOTUBI NUMEPRESS | M 15 | | 570110 | IBP >B< Flex | U 16* | | 570765 |
| | | M 18 | | 570120 | | U 18* | | 570770 |
| | | M 22 | | 570130 | | U 20* | | 570775 |
| | | M 28 | | 570140 | | U 25* | | 570780 |
| M 35 | | | 570150 | U 32 | | | 570785 | |
| M 42 (PR-3S) | | Z2 | 572706 | IBP >B< Press | | V 12 | | 570107 |
| M 54 (PR-3S) | | Z2 | 572708 | | | V 14 | | 570112 |
| M 76.1 XL (PR-3S) | | Z6 XL ³⁾ / Z7 XL 45 kN ⁴⁾ | 579101 | | | V 15 | | 570115 |
| M 88.9 G XL (PR-3S) | | Z6 XL ³⁾ / Z7 XL 45 kN ⁴⁾ | 579110 | | | V 16 | | 570117 |
| M 108.0 G XL (PR-3S) | | Z6 XL ³⁾ / Z7 XL 45 kN ⁴⁾ | 579111 | | | V 18 | | 570125 |
| M 15 45° (PR-2B) | | Z1 | 574522 | | | V 22 | | 570135 |
| M 18 45° (PR-2B) | | Z1 | 574524 | | | V 28 | | 570145 |
| M 22 45° (PR-2B) | | Z1 | 574526 | | | V 35 | | 570155 |
| M 28 45° (PR-2B) | | Z1 | 574528 | | | V 42 | | 570165 |
| M 35 45° (PR-2B) | | Z1 | 574530 | | | V 54 | | 570175 |
| | | | | | | V 12 45° (PR-2B) | Z1 | 574502 |
| | | | | V 14 45° (PR-2B) | | Z1 | 574532 | |
| | | | V 15 45° (PR-2B) | Z1 | 574504 | | | |
| | | | V 16 45° (PR-2B) | Z1 | 574534 | | | |
| | | | V 18 45° (PR-2B) | Z1 | 574506 | | | |
| | | | V 22 45° (PR-2B) | Z1 | 574508 | | | |
| | | | V 28 45° (PR-2B) | Z1 | 574510 | | | |
| | | | V 35 45° (PR-2B) | Z1 | 574512 | | | |

* These pressing tongs also fit the manual radial press REMS Eco-Press. Observe the national regulations.

¹⁾ Only pressing tongs from designation "108" (1st quarter of 2008), "208" (2nd quarter of 2008) etc. can be used. The designation is stamped on every pressing jaw.

²⁾ For this pressfitting system producing a pressing joint with manual radial presses is not permitted.

³⁾ Driven by REMS Power-Press XL ACC.

⁴⁾ Driven by REMS Akku-Press XL 45 kN 22V ACC.

⁵⁾ For taking suitable pressing inserts.

⁶⁾ Press fittings made of red bronze (Sanpress XL) must be pressed with pressing rings with press contour VR, copper fittings (Profipress XL, Profipress G XL), carbon steel (Prestabo XL) and stainless steel fittings (Sanpress Inox XL, Sanpress Inox G XL) with pressing rings with press contour VF.

⁷⁾ Use pressing rings labelled "M 88.9 G" or "M 108 G" on the three pressing segments for gas installations.

⁸⁾ For making press joints for operating pressure ≤ PN 10.

⁹⁾ Pressfitting systems for gas installations must only be pressed with pressing tongs/pressing rings which are highlighted in yellow. Observe the national regulations.

The suitability of REMS pressing tools for pressfitting systems: Date 21.10.2021. For the updated situation regarding suitability status check our website: www.rems.de > Downloads > Product catalogues, brochures > REMS Catalogue.

See page 222 for adapter tongs. Pressing tongs/pressing rings for additional pressfitting systems on request.

REMS pressing tongs REMS pressing rings

Accessories for REMS radial presses (except for REMS Mini-Press)
and suitable radial presses of other makes

| System | Pressing tongs / pressing rings | Driven by adapter tongs | Art.-No. |
|--------------------------------------|--|---|----------|
| IBP >B< Press Carbon | V 12 | | 570107 |
| | V 15 | | 570115 |
| | V 18 | | 570125 |
| | V 22 | | 570135 |
| | V 28 | | 570145 |
| | V 35 | | 570155 |
| | V 42 | | 570165 |
| | V 54 | | 570175 |
| | V 12 45° (PR-2B) | Z1 | 574502 |
| | V 15 45° (PR-2B) | Z1 | 574504 |
| | V 18 45° (PR-2B) | Z1 | 574506 |
| | V 22 45° (PR-2B) | Z1 | 574508 |
| | V 28 45° (PR-2B) | Z1 | 574510 |
| | V 35 45° (PR-2B) | Z1 | 574512 |
| | IBP >B< Press Gas ³⁾ | V 15 | |
| V 18 | | | 570125 |
| V 22 | | | 570135 |
| V 28 | | | 570145 |
| V 35 | | | 570155 |
| V 42 | | | 570165 |
| V 54 | | | 570175 |
| V 15 45° (PR-2B) | | Z1 | 574504 |
| V 18 45° (PR-2B) | | Z1 | 574506 |
| V 22 45° (PR-2B) | | Z1 | 574508 |
| IBP >B< Press Inox | V 15 | | 570115 |
| | V 18 | | 570125 |
| | V 22 | | 570135 |
| | V 28 | | 570145 |
| | V 35 | | 570155 |
| | V 42 | | 570165 |
| | V 54 | | 570175 |
| | V 15 45° (PR-2B) | Z1 | 574504 |
| | V 18 45° (PR-2B) | Z1 | 574506 |
| | V 22 45° (PR-2B) | Z1 | 574508 |
| IBP >B< Press Solar | V 15 | | 570115 |
| | V 18 | | 570125 |
| | V 22 | | 570135 |
| | V 28 | | 570145 |
| | V 35 | | 570155 |
| | V 42 | | 570165 |
| | V 54 | | 570175 |
| | V 15 45° (PR-2B) | Z1 | 574504 |
| | V 18 45° (PR-2B) | Z1 | 574506 |
| | V 22 45° (PR-2B) | Z1 | 574508 |
| IBP >B< Press XL | XP 64,0 XL (PR-3S) | Z6 XL ³⁾ / Z7 XL 45 kN ⁴⁾ | 579100 |
| | XP 66,7 XL (PR-3S) | Z6 XL ³⁾ / Z7 XL 45 kN ⁴⁾ | 579108 |
| | M 76,1 XL (PR-3S) | Z6 XL ³⁾ / Z7 XL 45 kN ⁴⁾ | 579101 |
| ICMA Sempiter | H 16* | | 570320 |
| | H 20* | | 570350 |
| | H 25* | | 570360 |
| | H 26* | | 570370 |
| | H 32 | | 570380 |
| | H 40 (PZ-4G) | | 570390 |
| | TH 16* | | 570460 |
| | TH 20* | | 570470 |
| | TH 25* | | 570495 |
| | TH 26* | | 570475 |
| | TH 32 | | 570480 |
| | TH 40 | | 570485 |
| | TH 50 (PZ-S) | | 572400 |
| | TH 63 (PZ-S) | | 572405 |
| | TH 16 45° (PR-2B) | Z1 | 574558 |
| | TH 20 45° (PR-2B) | Z1 | 574560 |
| | TH 26 45° (PR-2B) | Z1 | 574562 |
| | TH 32 45° (PR-2B) | Z1 | 574564 |
| | U 16* | | 570765 |
| | U 20* | | 570775 |
| U 25* | | 570780 | |
| C 26* | | 570750 | |
| U 32 | | 570785 | |
| U 40 | | 570790 | |
| U 50 | | 570795 | |
| U 63 (PR-3B) | Z4 | 572837 | |
| U 63 (PZ-S) | | 572365 | |
| ICMA Sempigas ³⁾ | TH 16* | | 570460 |
| | TH 20* | | 570470 |
| | TH 25* | | 570495 |
| | TH 26* | | 570475 |
| | TH 32 | | 570480 |
| | TH 16 45° (PR-2B) | Z1 | 574558 |
| | TH 20 45° (PR-2B) | Z1 | 574560 |
| | TH 26 45° (PR-2B) | Z1 | 574562 |
| | TH 32 45° (PR-2B) | Z1 | 574564 |
| | Idrosanitaria Bonomi Homegas ³⁾ | TH 16* | |
| TH 20* | | | 570470 |
| TH 26* | | | 570475 |
| TH 16 45° (PR-2B) | | Z1 | 574558 |
| TH 20 45° (PR-2B) | | Z1 | 574560 |
| Idrosanitaria Bonomi Idropress | TH 16* | | 570460 |
| | TH 18* | | 570465 |
| | TH 20* | | 570470 |
| | TH 26* | | 570475 |
| | TH 32 | | 570480 |
| | TH 40 | | 570485 |
| | TH 50 (PZ-S) | | 572400 |
| | TH 63 (PZ-S) | | 572405 |
| | TH 16 45° (PR-2B) | Z1 | 574558 |
| | TH 20 45° (PR-2B) | Z1 | 574560 |
| TH 26 45° (PR-2B) | Z1 | 574562 | |
| TH 32 45° (PR-2B) | Z1 | 574564 | |

| System | Pressing tongs / pressing rings | Driven by adapter tongs | Art.-No. |
|--|---------------------------------|---|----------|
| IDROSISTEMI Ta-Press | TH 16* | | 570460 |
| | TH 20* | | 570470 |
| | TH 26* | | 570475 |
| | TH 32 | | 570480 |
| | TH 40 | | 570485 |
| | TH 50 (PZ-S) | | 572400 |
| | TH 63 (PZ-S) | | 572405 |
| | TH 16 45° (PR-2B) | Z1 | 574558 |
| | TH 20 45° (PR-2B) | Z1 | 574560 |
| | TH 26 45° (PR-2B) | Z1 | 574562 |
| | TH 32 45° (PR-2B) | Z1 | 574564 |
| | F 16* | | 570717 |
| | F 20* | | 570727 |
| | F 26* | | 570730 |
| | F 32 | | 570735 |
| | F 16 45° (PR-2B) | Z1 | 574550 |
| | F 20 45° (PR-2B) | Z1 | 574552 |
| | F 26 45° (PR-2B) | Z1 | 574554 |
| | F 32 45° (PR-2B) | Z1 | 574556 |
| | Fz 40 | | 570742 |
| | Fz 50 | | 570747 |
| | F 63 (PZ-S) | | 572385 |
| | H 16* | | 570320 |
| | H 20* | | 570350 |
| | H 26* | | 570370 |
| H 32 | | 570380 | |
| H 40 (PZ-4G) | | 570390 | |
| U 16* | | 570765 | |
| U 20* | | 570775 | |
| C 26* | | 570750 | |
| U 32 | | 570785 | |
| U 40 | | 570790 | |
| U 50 | | 570795 | |
| U 63 (PZ-S) | | 572365 | |
| B 16* | | 570850 | |
| B 20* | | 570860 | |
| B 26 | | 570870 | |
| B 32 | | 570880 | |
| IDROTRADE Storm Multipinza | H 16* | | 570320 |
| | H 20* | | 570350 |
| | H 26* | | 570370 |
| | H 32 | | 570380 |
| | TH 16* | | 570460 |
| | TH 20* | | 570470 |
| | TH 26* | | 570475 |
| | TH 32 | | 570480 |
| | THL 32 | | 570487 |
| | TH 40 | | 570485 |
| | TH 50 (PZ-S) | | 572400 |
| | TH 63 (PZ-S) | | 572405 |
| | TH 16 45° (PR-2B) | Z1 | 574558 |
| | TH 20 45° (PR-2B) | Z1 | 574560 |
| | TH 26 45° (PR-2B) | Z1 | 574562 |
| TH 32 45° (PR-2B) | Z1 | 574564 | |
| U 16* | | 570765 | |
| U 20* | | 570775 | |
| IDROTRADE StormPRES | M 15 | | 570110 |
| | M 18 | | 570120 |
| | M 22 | | 570130 |
| | M 28 | | 570140 |
| | M 35 | | 570150 |
| | M 42 (PR-3S) | Z2 | 572706 |
| | M 54 (PR-3S) | Z2 | 572708 |
| | M 76,1 XL (PR-3S) | Z7 XL 45 kN ⁴⁾ | 579101 |
| | M 88,9 G XL (PR-3S) | Z7 XL 45 kN ⁴⁾ | 579110 |
| | M 108,0 G XL (PR-3S) | Z7 XL 45 kN ⁴⁾ | 579111 |
| | M 15 45° (PR-2B) | Z1 | 574522 |
| | M 18 45° (PR-2B) | Z1 | 574524 |
| | M 22 45° (PR-2B) | Z1 | 574526 |
| | M 28 45° (PR-2B) | Z1 | 574528 |
| | M 35 45° (PR-2B) | Z1 | 574530 |
| IDROTRADE StormSTEEL | M 12 | | 570100 |
| | M 15 | | 570110 |
| | M 18 | | 570120 |
| | M 22 | | 570130 |
| | M 28 | | 570140 |
| | M 35 | | 570150 |
| | M 42 (PR-3S) | Z2 | 572706 |
| | M 54 (PR-3S) | Z2 | 572708 |
| | M 76,1 XL (PR-3S) | Z7 XL 45 kN ⁴⁾ | 579101 |
| | M 88,9 G XL (PR-3S) | Z7 XL 45 kN ⁴⁾ | 579110 |
| ILTA INOX/CHIBRO Pressfitting Cuni | M 15 | | 570110 |
| | M 18 | | 570120 |
| | M 22 | | 570130 |
| | M 28 | | 570140 |
| | M 35 | | 570150 |
| | M 42 (PR-3S) | Z2 | 572706 |
| | M 54 (PR-3S) | Z2 | 572708 |
| | M 76,1 XL (PR-3S) | Z6 XL ³⁾ / Z7 XL 45 kN ⁴⁾ | 579101 |
| | M 88,9 G XL (PR-3S) | Z6 XL ³⁾ / Z7 XL 45 kN ⁴⁾ | 579110 |
| | M 108,0 G XL (PR-3S) | Z6 XL ³⁾ / Z7 XL 45 kN ⁴⁾ | 579111 |

REMS pressing tongs

REMS pressing rings

Accessories for REMS radial presses (except for REMS Mini-Press) and suitable radial presses of other makes

| System | Pressing tongs / pressing rings | Driven by adapter tongs | Art.-No. |
|---|--|---|----------|
| ILTA INOX/CHIBRO Pressfitting inox | M 15 | | 570110 |
| | M 18 | | 570120 |
| | M 22 | | 570130 |
| | M 28 | | 570140 |
| | M 35 | | 570150 |
| | M 42 (PR-3S) | Z2 | 572706 |
| | M 54 (PR-3S) | Z2 | 572708 |
| | M 76,1 XL (PR-3S) | Z6 XL ³⁾ / Z7 XL 45 kN ⁴⁾ | 579101 |
| | M 88,9 G XL (PR-3S) | Z6 XL ³⁾ / Z7 XL 45 kN ⁴⁾ | 579110 |
| | M 108,0 G XL (PR-3S) | Z6 XL ³⁾ / Z7 XL 45 kN ⁴⁾ | 579111 |
| | M 15 45° (PR-2B) | Z1 | 574522 |
| | M 18 45° (PR-2B) | Z1 | 574524 |
| | M 22 45° (PR-2B) | Z1 | 574526 |
| | M 28 45° (PR-2B) | Z1 | 574528 |
| | M 35 45° (PR-2B) | Z1 | 574530 |
| | Instantor Press System | TH 16* | |
| TH 20* | | | 570470 |
| TH 26* | | | 570475 |
| TH 32 | | | 570480 |
| TH 16 45° (PR-2B) | | Z1 | 574558 |
| TH 20 45° (PR-2B) | | Z1 | 574560 |
| TH 26 45° (PR-2B) | | Z1 | 574562 |
| Instantor Copper Press Metric | M 15 | | 570110 |
| | M 22 | | 570130 |
| | M 28 | | 570140 |
| | M 15 45° (PR-2B) | Z1 | 574522 |
| | M 22 45° (PR-2B) | Z1 | 574526 |
| IPA IPANA Press | M 28 45° (PR-2B) | Z1 | 574528 |
| | TH 10* | | 570467 |
| IPA THu IPANA Press | TH 11,6* | | 570482 |
| | TH 12* | | 570452 |
| | TH 14* | | 570455 |
| | TH 15* | | 570457 |
| | TH 16* | | 570460 |
| | TH 17* | | 570462 |
| | TH 18* | | 570465 |
| | TH 20* | | 570470 |
| | TH 22* | | 570472 |
| | TH 25* | | 570495 |
| | TH 26* | | 570475 |
| | TH 28 | | 570477 |
| | TH 32 | | 570480 |
| | TH 40 | | 570485 |
| | TH 50 (PZ-S) | | 572400 |
| | TH 63 (PZ-S) | | 572405 |
| | THz 75 (PR-3B) | Z4 | 572829 |
| | TH 16 45° (PR-2B) | Z1 | 574558 |
| | TH 20 45° (PR-2B) | Z1 | 574560 |
| | TH 26 45° (PR-2B) | Z1 | 574562 |
| | TH 32 45° (PR-2B) | Z1 | 574564 |
| | IPALPEX (Industrie du Plastique et Accessoires) | TH 14* | |
| TH 16* | | | 570460 |
| TH 18* | | | 570465 |
| TH 20* | | | 570470 |
| TH 26* | | | 570475 |
| THL 32 | | | 570487 |
| TH 40 | | | 570485 |
| TH 50 (PZ-S) | | | 572400 |
| TH 63 (PZ-S) | | | 572405 |
| IPEX PIPELINES AUSTRALIA Iplex Pro-fit | | K16/P18* | |
| | PF 22* | | 571980 |

| System | Pressing tongs / pressing rings | Driven by adapter tongs | Art.-No. | |
|---|---------------------------------|---|------------------|--------|
| IPEX PIPELINES AUSTRALIA Iplex K1 (Gas) ⁹⁾ | K16/P18* | | 572600 | |
| | K/20* | | 572605 | |
| | K/25* | | 572610 | |
| | K32 | | 572615 | |
| | K1/40 K1/50 | | 572620 572625 | |
| IPEX PIPELINES AUSTRALIA Iplex K2 | K16/P18* | | 572600 | |
| | K/20* | | 572605 | |
| | K/25* | | 572610 | |
| | ISOLTUBEX ISOLPEX IPERT | RFz 16* | | 571325 |
| | | RFz 18* | | 571327 |
| RFz 20* | | | 571330 | |
| RFz 25 | | | 571337 | |
| RFz 32 | | | 571342 | |
| ISOLTUBEX Multicapa | RFz 16* | | 571325 | |
| | RFz 18* | | 571327 | |
| | RFz 20* | | 571330 | |
| | RFz 25 | | 571337 | |
| | RFz 32 | | 571342 | |
| | U 16* | | 570765 | |
| | U 18* | | 570770 | |
| | U 20* | | 570775 | |
| | U 25* | | 570780 | |
| | U 32 | | 570785 | |
| | U 40 | | 570790 | |
| | U 50 | | 570795 | |
| | U 63 (PR-3B) | Z4 | 572837 | |
| U 63 (PZ-S) | | 572365 | | |
| ISOLTUBEX Multicapa GAS ⁹⁾ | RFz 16* | | 571325 | |
| | RFz 18* | | 571327 | |
| | RFz 20* | | 571330 | |
| | RFz 25 | | 571337 | |
| | RFz 32 | | 571342 | |
| ISOTUBI NUMEPRESS | M 15 | | 570110 | |
| | M 18 ¹⁾ | | 570120 | |
| | M 22 | | 570130 | |
| | M 28 ¹⁾ | | 570140 | |
| | M 35 | | 570150 | |
| | M 42 (PR-3S) | Z2 | 572706 | |
| | M 54 (PR-3S) | Z2 | 572708 | |
| | M 76,1 XL (PR-3S) | Z6 XL ³⁾ / Z7 XL 45 kN ⁴⁾ | 579101 | |
| | M 88,9 G XL (PR-3S) | Z6 XL ³⁾ / Z7 XL 45 kN ⁴⁾ | 579110 | |
| | M 108,0 G XL (PR-3S) | Z6 XL ³⁾ / Z7 XL 45 kN ⁴⁾ | 579111 | |
| IVAR ALPEX-GAS ⁹⁾ | M 15 45° (PR-2B) | Z1 | 574522 | |
| | M 18 45° (PR-2B) | Z1 | 574524 | |
| | M 22 45° (PR-2B) | Z1 | 574526 | |
| | M 28 45° (PR-2B) | Z1 | 574528 | |
| | M 35 45° (PR-2B) | Z1 | 574530 | |
| | B 20 | | 570860 | |
| | B 26 | | 570870 | |
| | B 32 | | 570880 | |
| | IVAR Ivar-Press | B 14* | | 570845 |
| | | B 16* | | 570850 |
| B 18* | | | 570855 | |
| B 20* | | | 570860 | |
| B 26 | | | 570870 | |
| B 32 | | | 570880 | |
| IVAR MULTI PRESS GAS ⁹⁾ | Fz 40 | | 570742 | |
| | Fz 50 | | 570747 | |
| | F 63 (PZ-S) | | 572385 | |
| | TH 16* | | 570460 | |
| | TH 20* | | 570470 | |
| | TH 26* | | 570475 | |
| | TH 32 | | 570480 | |
| IVAR MULTI PRESS GAS ITALIA ⁹⁾ | B 16* | | 570850 | |
| | B 20* | | 570860 | |
| | B 26 | | 570870 | |
| | B 32 | | 570880 | |
| | TH 16* | | 570460 | |
| | TH 20* | | 570470 | |
| | TH 26* | | 570475 | |
| | TH 32 | | 570480 | |
| | H 16* | | 570320 | |
| | H 20* | | 570350 | |
| H 26* | | 570370 | | |
| H 32 | | 570380 | | |
| U 16* | | 570765 | | |
| U 20* | | 570775 | | |
| U 32 | | 570785 | | |

* These pressing tongs also fit the manual radial press REMS Eco-Press. Observe the national regulations.

¹⁾ Only pressing tongs from designation "108" (1st quarter of 2008), "208" (2nd quarter of 2008) etc. can be used. The designation is stamped on every pressing jaw.

²⁾ For this pressfitting system producing a pressing joint with manual radial presses is not permitted.

³⁾ Driven by REMS Power-Press XL ACC.

⁴⁾ Driven by REMS Akku-Press XL 45 kN 22V ACC.

⁵⁾ For taking suitable pressing inserts.

⁶⁾ Press fittings made of red bronze (Sanpress XL) must be pressed with pressing rings with press contour VR, copper fittings (Profipress XL, Profipress G XL), carbon steel (Prestabo XL) and stainless steel fittings (Sanpress Inox XL, Sanpress Inox G XL) with pressing rings with press contour VF.

⁷⁾ Use pressing rings labelled "M 88.9 G" or "M 108 G" on the three pressing segments for gas installations.

⁸⁾ For making press joints for operating pressure ≤ PN 10.

⁹⁾ Pressfitting systems for gas installations must only be pressed with pressing tongs/pressing rings which are highlighted in yellow. Observe the national regulations.

The suitability of REMS pressing tools for pressfitting systems: Date 21.10.2021. For the updated situation regarding suitability status check our website: www.rems.de > Downloads > Product catalogues, brochures > REMS Catalogue.

See page 222 for adapter tongs. Pressing tongs/pressing rings for additional pressfitting systems on request.

| System | Pressing tongs / pressing rings | Driven by adapter tongs | Art.-No. |
|--|---------------------------------|-------------------------|----------|
| IVAR Multi Press MP | TH 16* | | 570460 |
| | TH 18* | | 570465 |
| | TH 20* | | 570470 |
| | TH 25* | | 570495 |
| | TH 26* | | 570475 |
| | TH 32 | | 570480 |
| | TH 40 | | 570485 |
| | TH 50 (PZ-S) | | 572400 |
| | TH 63 (PZ-S) | | 572405 |
| | TH 16 45° (PR-2B) | Z1 | 574558 |
| | TH 20 45° (PR-2B) | Z1 | 574560 |
| | TH 26 45° (PR-2B) | Z1 | 574562 |
| | TH 32 45° (PR-2B) | Z1 | 574564 |
| | F 16* | | 570717 |
| | F 18* | | 570720 |
| | F 20* | | 570727 |
| | F 26* | | 570730 |
| | F 32 | | 570735 |
| | Fz 40 | | 570742 |
| | Fz 50 | | 570747 |
| | F 63 (PZ-S) | | 572385 |
| | F 16 45° (PR-2B) | Z1 | 574550 |
| | F 20 45° (PR-2B) | Z1 | 574552 |
| | F 26 45° (PR-2B) | Z1 | 574554 |
| | F 32 45° (PR-2B) | Z1 | 574556 |
| | H 16* | | 570320 |
| | H 18* | | 570340 |
| | H 20* | | 570350 |
| | H 25* | | 570360 |
| | H 26* | | 570370 |
| | H 32 | | 570380 |
| | H 40 (PZ-4G) | | 570390 |
| | U 16* | | 570765 |
| | U 18* | | 570770 |
| | U 20* | | 570775 |
| | U 25* | | 570780 |
| | C 26* | | 570750 |
| | U 32 | | 570785 |
| | U 40 | | 570790 |
| | U 50 | | 570795 |
| | U 63 (PZ-S) | | 572365 |
| | B 16* | | 570850 |
| | B 18* | | 570855 |
| B 20* | | 570860 | |
| B 26 | | 570870 | |
| B 32 | | 570880 | |
| IVAR Multi Press Leak (MPL) | TH 16* | | 570460 |
| | TH 20* | | 570470 |
| | TH 26* | | 570475 |
| | TH 32 | | 570480 |
| | TH 16 45° (PR-2B) | Z1 | 574558 |
| | TH 20 45° (PR-2B) | Z1 | 574560 |
| | TH 26 45° (PR-2B) | Z1 | 574562 |
| | TH 32 45° (PR-2B) | Z1 | 574564 |
| | F 16* | | 570717 |
| | F 20* | | 570727 |
| | F 26* | | 570730 |
| | F 32 | | 570735 |
| | F 16 45° (PR-2B) | Z1 | 574550 |
| | F 20 45° (PR-2B) | Z1 | 574552 |
| | F 26 45° (PR-2B) | Z1 | 574554 |
| | F 32 45° (PR-2B) | Z1 | 574556 |
| | H 16* | | 570320 |
| | H 20* | | 570350 |
| | H 26* | | 570370 |
| | H 32 | | 570380 |
| | U 16* | | 570765 |
| U 20* | | 570775 | |
| C 26* | | 570750 | |
| U 32 | | 570785 | |
| B 16* | | 570850 | |
| B 20* | | 570860 | |
| B 26 | | 570870 | |
| B 32 | | 570880 | |
| IVAR Plastic Multi Press Leak (PMPL) | TH 16* | | 570460 |
| | TH 20* | | 570470 |
| | TH 26* | | 570475 |
| | TH 32 | | 570480 |
| | TH 16 45° (PR-2B) | Z1 | 574558 |
| | TH 20 45° (PR-2B) | Z1 | 574560 |
| | TH 26 45° (PR-2B) | Z1 | 574562 |
| | TH 32 45° (PR-2B) | Z1 | 574564 |
| | F 16* | | 570717 |
| | F 20* | | 570727 |
| | F 26* | | 570730 |
| | F 32 | | 570735 |
| | F 16 45° (PR-2B) | Z1 | 574550 |
| | F 20 45° (PR-2B) | Z1 | 574552 |
| | F 26 45° (PR-2B) | Z1 | 574554 |
| | F 32 45° (PR-2B) | Z1 | 574556 |
| | H 16* | | 570320 |
| | H 20* | | 570350 |
| | H 26* | | 570370 |
| | H 32 | | 570380 |
| | U 16* | | 570765 |
| U 20* | | 570775 | |
| C 26* | | 570750 | |
| U 32 | | 570785 | |
| B 16* | | 570850 | |
| B 20* | | 570860 | |
| B 26 | | 570870 | |
| B 32 | | 570880 | |

| System | Pressing tongs / pressing rings | Driven by adapter tongs | Art.-No. |
|---|---|---|----------|
| IVAR Plastic Multi Press PMP | TH 16* | | 570460 |
| | TH 20* | | 570470 |
| | TH 25* | | 570495 |
| | TH 26* | | 570475 |
| | TH 32 | | 570480 |
| | TH 16 45° (PR-2B) | Z1 | 574558 |
| | TH 20 45° (PR-2B) | Z1 | 574560 |
| | TH 26 45° (PR-2B) | Z1 | 574562 |
| | TH 32 45° (PR-2B) | Z1 | 574564 |
| | F 16* | | 570717 |
| | F 20* | | 570727 |
| | F 26* | | 570730 |
| | F 32 | | 570735 |
| | F 16 45° (PR-2B) | Z1 | 574550 |
| | F 20 45° (PR-2B) | Z1 | 574552 |
| | F 26 45° (PR-2B) | Z1 | 574554 |
| | F 32 45° (PR-2B) | Z1 | 574556 |
| | H 16* | | 570320 |
| | H 20* | | 570350 |
| | H 25* | | 570360 |
| | H 26* | | 570370 |
| | H 32 | | 570380 |
| | U 16* | | 570765 |
| | U 20* | | 570775 |
| | U 25* | | 570780 |
| | C 26* | | 570750 |
| | U 32 | | 570785 |
| | B 16* | | 570850 |
| | B 20* | | 570860 |
| | B 26 | | 570870 |
| | B 32 | | 570880 |
| | IVT Edelstahl- Presssystem | M 15 | |
| M 18 ¹⁾ | | | 570120 |
| M 22 | | | 570130 |
| M 28 ¹⁾ | | | 570140 |
| M 35 | | | 570150 |
| M 42 (PR-3S) | | Z2 | 572706 |
| M 54 (PR-3S) | | Z2 | 572708 |
| M 76.1 XL (PR-3S) | | Z6 XL ²⁾ / Z7 XL 45 kN ³⁾ | 579101 |
| M 88.9 G XL (PR-3S) | | Z6 XL ²⁾ / Z7 XL 45 kN ³⁾ | 579110 |
| M 108.0 G XL (PR-3S) | | Z6 XL ²⁾ / Z7 XL 45 kN ³⁾ | 579111 |
| M 15 45° (PR-2B) | | Z1 | 574522 |
| M 18 45° (PR-2B) | | Z1 | 574524 |
| M 22 45° (PR-2B) | | Z1 | 574526 |
| M 28 45° (PR-2B) | Z1 | 574528 | |
| M 35 45° (PR-2B) | Z1 | 574530 | |
| IVT PRIPRESS | TH 16* | | 570460 |
| | TH 20* | | 570470 |
| | TH 26* | | 570475 |
| | TH 32 | | 570480 |
| | TH 40 | | 570485 |
| | TH 16 45° (PR-2B) | Z1 | 574558 |
| | TH 20 45° (PR-2B) | Z1 | 574560 |
| TH 26 45° (PR-2B) | Z1 | 574562 | |
| TH 32 45° (PR-2B) | Z1 | 574564 | |
| J | | | |
| Jäger - Aquatec Aquatec H | H 14* | | 570310 |
| | H 16* | | 570320 |
| | H 17* | | 570330 |
| | H 18* | | 570340 |
| | H 20* | | 570350 |
| | H 26* | | 570370 |
| | H 32 | | 570380 |
| | U 40 | | 570790 |
| | U 50 | | 570795 |
| | U 63 (PZ-S) | | 572365 |
| | Jäger - Aquatec C-Stahl - Press Typ M | M 15 | |
| M 18 | | | 570120 |
| M 22 | | | 570130 |
| M 28 | | | 570140 |
| M 35 | | | 570150 |
| M 42 (PR-3S) | | Z2 | 572706 |
| M 54 (PR-3S) | | Z2 | 572708 |
| M 76.1 XL (PR-3S) | | Z6 XL ²⁾ / Z7 XL 45 kN ³⁾ | 579101 |
| M 88.9 G XL (PR-3S) | | Z6 XL ²⁾ / Z7 XL 45 kN ³⁾ | 579110 |
| M 108.0 G XL (PR-3S) | | Z6 XL ²⁾ / Z7 XL 45 kN ³⁾ | 579111 |
| M 15 45° (PR-2B) | | Z1 | 574522 |
| M 18 45° (PR-2B) | | Z1 | 574524 |
| M 22 45° (PR-2B) | | Z1 | 574526 |
| M 28 45° (PR-2B) | | Z1 | 574528 |
| M 35 45° (PR-2B) | Z1 | 574530 | |
| Jäger - Aquatec Edelstahl - Press Typ M | M 15 | | 570110 |
| | M 18 | | 570120 |
| | M 22 | | 570130 |
| | M 28 | | 570140 |
| | M 35 | | 570150 |
| | M 42 (PR-3S) | Z2 | 572706 |
| | M 54 (PR-3S) | Z2 | 572708 |
| | M 76.1 XL (PR-3S) | Z6 XL ²⁾ / Z7 XL 45 kN ³⁾ | 579101 |
| | M 88.9 G XL (PR-3S) | Z6 XL ²⁾ / Z7 XL 45 kN ³⁾ | 579110 |
| | M 108.0 G XL (PR-3S) | Z6 XL ²⁾ / Z7 XL 45 kN ³⁾ | 579111 |
| | M 15 45° (PR-2B) | Z1 | 574522 |
| | M 18 45° (PR-2B) | Z1 | 574524 |
| | M 22 45° (PR-2B) | Z1 | 574526 |
| M 28 45° (PR-2B) | Z1 | 574528 | |
| M 35 45° (PR-2B) | Z1 | 574530 | |
| Jäger - Aquatec Kupfer - Press Typ V | V 15 | | 570115 |
| | V 18 | | 570125 |
| | V 22 | | 570135 |
| | V 28 | | 570145 |
| | V 35 | | 570155 |
| | V 42 | | 570165 |
| | V 42 (PR-2B) | Z2 | 572850 |
| | V 54 | | 570175 |
| | V 54 (PR-2B) | Z2 | 572851 |
| | V 15 45° (PR-2B) | Z1 | 574504 |
| | V 18 45° (PR-2B) | Z1 | 574506 |
| | V 22 45° (PR-2B) | Z1 | 574508 |
| | V 28 45° (PR-2B) | Z1 | 574510 |
| | V 35 45° (PR-2B) | Z1 | 574512 |

REMS pressing tongs REMS pressing rings

Accessories for REMS radial presses (except for REMS Mini-Press) and suitable radial presses of other makes

| System | Pressing tongs / pressing rings | Driven by adapter tongs | Art.-No. | |
|---------------------------------|---------------------------------|---|----------|--------|
| Jansen AG JANSEN prima | TH 14* | | 570455 | |
| | TH 16* | | 570460 | |
| | TH 20* | | 570470 | |
| | TH 26* | | 570475 | |
| | TH 32 | | 570480 | |
| | TH 40 | | 570485 | |
| | TH 50 (PZ-S) | | 572400 | |
| | TH 63 (PZ-S) | | 572405 | |
| Jaraflex- Presssystem | TH 14* | | 570455 | |
| | TH 16* | | 570460 | |
| | TH 17* | | 570462 | |
| | TH 18* | | 570465 | |
| | TH 20* | | 570470 | |
| | TH 25* | | 570495 | |
| | TH 26* | | 570475 | |
| | TH 32 | | 570480 | |
| | TH 40 | | 570485 | |
| | TH 50 (PZ-S) | | 572400 | |
| | TH 63 (PZ-S) | | 572405 | |
| | | TH 16 45° (PR-2B) | Z1 | 574558 |
| | | TH 20 45° (PR-2B) | Z1 | 574560 |
| | | TH 26 45° (PR-2B) | Z1 | 574562 |
| | | TH 32 45° (PR-2B) | Z1 | 574564 |
| | JUNGWOO JWPress | VUS ½" (OD 15,9 mm) | | 571770 |
| VUS ¾" (OD 22,2 mm) | | | 571775 | |
| VUS 1" (OD 28,6 mm) | | | 571780 | |
| VUS 1 ¼" (OD 34,9 mm) | | | 571785 | |
| VUS 1 ½" (OD 41,3 mm) | | | 571790 | |
| VUS 2" (OD 54,0 mm) | | | 571795 | |
| VUSFz 2 ½" (PR-3B) (OD 66,7 mm) | | Z5 | 572819 | |
| VUSFz 3" (PR-3B) (OD 79,4 mm) | | Z5 | 572820 | |
| | VUSFz 4" (PR-3B) (OD 104,8 mm) | Z5 | 572821 | |
| K | | | | |
| KAN KAN-therm Press | U 16* | | 570765 | |
| | U 20* | | 570775 | |
| | U 25* | | 570780 | |
| | C 26* | | 570750 | |
| | U 32 | | 570785 | |
| | U 40 | | 570790 | |
| | TH 50 (PZ-S) | | 572400 | |
| | TH 63 (PZ-S) | | 572405 | |
| KAN KAN-therm Press LBP | U 14* | | 570760 | |
| | U 16* | | 570765 | |
| | U 20* | | 570775 | |
| | U 25* | | 570780 | |
| | C 26* | | 570750 | |
| | U 32 | | 570785 | |
| | U 40 | | 570790 | |
| | TH 14* | | 570455 | |
| | TH 16* | | 570460 | |
| | TH 20* | | 570470 | |
| | TH 25* | | 570495 | |
| | TH 26* | | 570475 | |
| | TH 32 | | 570480 | |
| | TH 40 | | 570485 | |
| | TH 50 (PZ-S) | | 572400 | |
| | | TH 63 (PZ-S) | | 572405 |
| | TH 16 45° (PR-2B) | Z1 | 574558 | |
| | TH 20 45° (PR-2B) | Z1 | 574560 | |
| | TH 26 45° (PR-2B) | Z1 | 574562 | |
| | TH 32 45° (PR-2B) | Z1 | 574564 | |
| KAN KAN-therm Inox | M 12 | | 570100 | |
| | M 15 | | 570110 | |
| | M 18 ⁹⁾ | | 570120 | |
| | M 22 | | 570130 | |
| | M 28 ⁹⁾ | | 570140 | |
| | M 35 | | 570150 | |
| | M 42 (PZ-4G) | | 570160 | |
| | M 54 (PZ-4G) | | 570170 | |
| | M 42 (PR-3S) | Z2 | 572706 | |
| | M 54 (PR-3S) | Z2 | 572708 | |
| | M 76,1 XL (PR-3S) | Z6 XL ³⁾ / Z7 XL 45 kN ⁴⁾ | 579101 | |
| | M 88,9 G XL (PR-3S) | Z6 XL ³⁾ / Z7 XL 45 kN ⁴⁾ | 579110 | |
| | M 108,0 G XL (PR-3S) | Z6 XL ³⁾ / Z7 XL 45 kN ⁴⁾ | 579111 | |
| | M 12 45° (PR-2B) | Z1 | 574520 | |
| | M 15 45° (PR-2B) | Z1 | 574522 | |
| | M 18 45° (PR-2B) | Z1 | 574524 | |
| | M 22 45° (PR-2B) | Z1 | 574526 | |
| | M 28 45° (PR-2B) | Z1 | 574528 | |
| M 35 45° (PR-2B) | Z1 | 574530 | | |

| System | Pressing tongs / pressing rings | Driven by adapter tongs | Art.-No. |
|---|---|---|----------|
| KAN KAN-therm Steel | M 12 | | 570100 |
| | M 15 | | 570110 |
| | M 18 ⁹⁾ | | 570120 |
| | M 22 | | 570130 |
| | M 28 ⁹⁾ | | 570140 |
| | M 35 | | 570150 |
| | M 42 (PZ-4G) | | 570160 |
| | M 54 (PZ-4G) | | 570170 |
| | M 42 (PR-3S) | Z2 | 572706 |
| | M 54 (PR-3S) | Z2 | 572708 |
| | XP 66,7 XL (PR-3S) | Z6 XL ³⁾ / Z7 XL 45 kN ⁴⁾ | 579108 |
| | M 76,1 XL (PR-3S) | Z6 XL ³⁾ / Z7 XL 45 kN ⁴⁾ | 579101 |
| | M 88,9 G XL (PR-3S) | Z6 XL ³⁾ / Z7 XL 45 kN ⁴⁾ | 579110 |
| | M 108,0 G XL (PR-3S) | Z6 XL ³⁾ / Z7 XL 45 kN ⁴⁾ | 579111 |
| | M 12 45° (PR-2B) | Z1 | 574520 |
| | M 15 45° (PR-2B) | Z1 | 574522 |
| | M 18 45° (PR-2B) | Z1 | 574524 |
| | M 22 45° (PR-2B) | Z1 | 574526 |
| M 28 45° (PR-2B) | Z1 | 574528 | |
| M 35 45° (PR-2B) | Z1 | 574530 | |
| KE KELIT KELIT KELOX | U 16* | | 570765 |
| | U 18* | | 570770 |
| | U 20* | | 570775 |
| | U 25* | | 570780 |
| | U 32 | | 570785 |
| | U 40 | | 570790 |
| | U 50 | | 570795 |
| | U 63 (PZ-S) | | 572365 |
| | U 63 (PR-3B) | Z4 | 572837 |
| | U 75 (PR-3B) | Z4 | 572828 |
| KE KELIT COPPERFIX Kupfer | M 15 | | 570110 |
| | M 18 | | 570120 |
| | M 22 | | 570130 |
| | M 28 | | 570140 |
| | M 35 | | 570150 |
| | M 42 (PR-3S) | Z2 | 572706 |
| | M 54 (PR-3S) | Z2 | 572708 |
| | M 76,1 XL (PR-3S) | Z6 XL ³⁾ / Z7 XL 45 kN ⁴⁾ | 579101 |
| | M 88,9 G XL (PR-3S) | Z6 XL ³⁾ / Z7 XL 45 kN ⁴⁾ | 579110 |
| | M 108,0 G XL (PR-3S) | Z6 XL ³⁾ / Z7 XL 45 kN ⁴⁾ | 579111 |
| | M 15 45° (PR-2B) | Z1 | 574522 |
| | M 18 45° (PR-2B) | Z1 | 574524 |
| | M 22 45° (PR-2B) | Z1 | 574526 |
| M 28 45° (PR-2B) | Z1 | 574528 | |
| M 35 45° (PR-2B) | Z1 | 574530 | |
| KE KELIT steelFIX C-Stahl | M 15 | | 570110 |
| | M 18 | | 570120 |
| | M 22 | | 570130 |
| | M 28 | | 570140 |
| | M 35 | | 570150 |
| | M 42 (PR-3S) | Z2 | 572706 |
| | M 54 (PR-3S) | Z2 | 572708 |
| | M 76,1 XL (PR-3S) | Z6 XL ³⁾ / Z7 XL 45 kN ⁴⁾ | 579101 |
| | M 88,9 G XL (PR-3S) | Z6 XL ³⁾ / Z7 XL 45 kN ⁴⁾ | 579110 |
| | M 108,0 G XL (PR-3S) | Z6 XL ³⁾ / Z7 XL 45 kN ⁴⁾ | 579111 |
| | M 15 45° (PR-2B) | Z1 | 574522 |
| | M 18 45° (PR-2B) | Z1 | 574524 |
| | M 22 45° (PR-2B) | Z1 | 574526 |
| M 28 45° (PR-2B) | Z1 | 574528 | |
| M 35 45° (PR-2B) | Z1 | 574530 | |
| KE KELIT steelFIX Edelstahl | M 15 | | 570110 |
| | M 18 | | 570120 |
| | M 22 | | 570130 |
| | M 28 | | 570140 |
| | M 35 | | 570150 |
| | M 42 (PR-3S) | Z2 | 572706 |
| M 54 (PR-3S) | Z2 | 572708 | |
| M 76,1 XL (PR-3S) | Z6 XL ³⁾ / Z7 XL 45 kN ⁴⁾ | 579101 | |
| M 88,9 G XL (PR-3S) | Z6 XL ³⁾ / Z7 XL 45 kN ⁴⁾ | 579110 | |
| M 108,0 G XL (PR-3S) | Z6 XL ³⁾ / Z7 XL 45 kN ⁴⁾ | 579111 | |
| M 15 45° (PR-2B) | Z1 | 574522 | |
| M 18 45° (PR-2B) | Z1 | 574524 | |
| M 22 45° (PR-2B) | Z1 | 574526 | |
| M 28 45° (PR-2B) | Z1 | 574528 | |
| M 35 45° (PR-2B) | Z1 | 574530 | |
| KEMBLA KemPress (AUS) | VAU 15 (OD 12,7 mm) | | 572687 |
| | VAU 20 (OD 19,1 mm) | | 572689 |
| | VAU 25 (OD 25,4 mm) | | 572691 |
| | VAU 32 (OD 31,8 mm) | | 572693 |
| | VAU 40 (OD 38,1 mm) | | 572695 |
| | VAU 50 (OD 50,8 mm) | | 572697 |
| KEMBLA KemPress Gas (AUS) ⁹⁾ | VAU 15 (OD 12,7 mm) | | 572687 |
| | VAU 20 (OD 19,1 mm) | | 572689 |
| | VAU 25 (OD 25,4 mm) | | 572691 |
| | VAU 32 (OD 31,8 mm) | | 572693 |
| | VAU 40 (OD 38,1 mm) | | 572695 |
| | VAU 50 (OD 50,8 mm) | | 572697 |

* These pressing tongs also fit the manual radial press REMS Eco-Press. Observe the national regulations.

¹⁾ Only pressing tongs from designation "108" (1st quarter of 2008), "208" (2nd quarter of 2008) etc. can be used. The designation is stamped on every pressing jaw.

²⁾ For this pressfitting system producing a pressing joint with manual radial presses is not permitted.

³⁾ Driven by REMS Power-Press XL ACC.

⁴⁾ Driven by REMS Akku-Press XL 45 kN 22V ACC.

⁵⁾ For taking suitable pressing inserts.

⁶⁾ Press fittings made of red bronze (Sanpress XL) must be pressed with pressing rings with press contour VR, copper fittings (Profipress XL, Profipress G XL), carbon steel (Prestabo XL) and stainless steel fittings (Sanpress Inox XL, Sanpress Inox G XL) with pressing rings with press contour VF.

⁷⁾ Use pressing rings labelled "M 88,9 G" or "M 108 G" on the three pressing segments for gas installations.

⁸⁾ For making press joints for operating pressure ≤ PN 10.

⁹⁾ Pressfitting systems for gas installations must only be pressed with pressing tongs/pressing rings which are highlighted in yellow. Observe the national regulations.

The suitability of REMS pressing tools for pressfitting systems: Date 21.10.2021. For the updated situation regarding suitability status check our website: www.rems.de > Downloads > Product catalogues, brochures > REMS Catalogue.

See page 222 for adapter tongs. Pressing tongs/pressing rings for additional pressfitting systems on request.

REMS pressing tongs

REMS pressing rings

Accessories for REMS radial presses (except for REMS Mini-Press) and suitable radial presses of other makes

| System | Pressing tongs / pressing rings | Driven by adapter tongs | Art.-No. | |
|--|---|---|---|--------|
| KISAN Kisan KD | KI 16* | | 571360 | |
| | KI 20* | | 571370 | |
| | KI 25* | | 571375 | |
| | TH 16* | | 570460 | |
| | TH 20* | | 570470 | |
| | TH 25* | | 570495 | |
| | TH 16 45° (PR-2B) TH 20 45° (PR-2B) | Z1 | 574558 574560 | |
| KISAN Kisan WL | KI 16* | | 571360 | |
| | KI 20* | | 571370 | |
| | KI 25* | | 571375 | |
| | KI 32 | | 571380 | |
| | TH 16* | | 570460 | |
| | TH 20* | | 570470 | |
| | TH 25* | | 570495 | |
| KISAN Kisan WM | TH 32 | | 570480 | |
| | TH 16 45° (PR-2B) TH 20 45° (PR-2B) TH 32 45° (PR-2B) | Z1 Z1 Z1 | 574558 574560 574564 | |
| | KISAN Kisan WR | KI 16* | | 571360 |
| | | KI 20* | | 571370 |
| | | KI 25* | | 571375 |
| | | KI 32 | | 571380 |
| | | U 20* | | 570775 |
| U 25* | | | 570780 | |
| U 32 | | | 570785 | |
| KISAN Kistal C | U 40 | | 570790 | |
| | U 50 | | 570795 | |
| | U 63 (PZ-S) | | 572365 | |
| | U 75 (PR-3B) | | 572828 | |
| | TH 20* | | 570470 | |
| | TH 25* | | 570495 | |
| | TH 32 | | 570480 | |
| | TH 40 | | 570485 | |
| | TH 50 (PZ-S) | | 572400 | |
| | TH 63 (PZ-S) | | 572405 | |
| | TH 20 45° (PR-2B) TH 32 45° (PR-2B) | Z1 Z1 | 574560 574564 | |
| | KISAN Kistal Inox | M 15 | | 570110 |
| | | M 18 | | 570120 |
| | | M 22 | | 570130 |
| | | M 28 | | 570140 |
| | | M 35 | | 570150 |
| | | M 42 (PR-3S) | Z2 | 572706 |
| | | M 54 (PR-3S) | Z2 | 572708 |
| | | M 76,1 XL (PR-3S) | Z6 XL ³⁾ / Z7 XL 45 kN ⁴⁾ | 579101 |
| | | M 88,9 G XL (PR-3S) | Z6 XL ³⁾ / Z7 XL 45 kN ⁴⁾ | 579110 |
| M 108,0 G XL (PR-3S) | | Z6 XL ³⁾ / Z7 XL 45 kN ⁴⁾ | 579111 | |
| M 15 45° (PR-2B) | | Z1 | 574522 | |
| M 18 45° (PR-2B) | | Z1 | 574524 | |
| M 22 45° (PR-2B) | | Z1 | 574526 | |
| M 28 45° (PR-2B) | | Z1 | 574528 | |
| M 35 45° (PR-2B) | | Z1 | 574530 | |
| LEGEND-PRESS press fitting system | | VUS ½" (OD 15,9 mm) | | 571770 |
| | | VUS ¾" (OD 22,2 mm) | | 571775 |
| | | VUS 1" (OD 28,6 mm) | | 571780 |
| | | VUS 1¼" (OD 34,9 mm) | | 571785 |
| | | VUS 1½" (OD 41,3 mm) | | 571790 |
| | VUS 2" (OD 54,0 mm) | | 571795 | |
| | VUSFz 2½" (PR-3B) (OD 66,7 mm) | Z5 | 572819 | |
| | VUSFz 3" (PR-3B) (OD 79,4 mm) | Z5 | 572820 | |
| | VUSFz 4" (PR-3B) (OD 104,8 mm) | Z5 | 572821 | |
| | LK Systems LK >B-Press | V 12 | | 570107 |
| | | V 15 | | 570115 |
| | | V 18 | | 570125 |
| | | V 22 | | 570135 |
| | | V 28 | | 570145 |
| | | V 35 | | 570155 |
| | | V 42 | | 570165 |
| | | V 54 | | 570175 |
| | | V 12 45° (PR-2B) | Z1 | 574502 |
| | | V 15 45° (PR-2B) | Z1 | 574504 |
| | | V 18 45° (PR-2B) | Z1 | 574506 |
| V 22 45° (PR-2B) | | Z1 | 574508 | |
| V 28 45° (PR-2B) | | Z1 | 574510 | |
| V 35 45° (PR-2B) | | Z1 | 574512 | |
| LK Systems LK >B-Press Eltörzinkat | | V 12 | | 570107 |
| | | V 15 | | 570115 |
| | V 18 | | 570125 | |
| | V 22 | | 570135 | |
| | V 28 | | 570145 | |
| | V 35 | | 570155 | |
| | V 42 | | 570165 | |
| | V 54 | | 570175 | |
| | V 12 45° (PR-2B) | Z1 | 574502 | |
| | V 15 45° (PR-2B) | Z1 | 574504 | |
| | V 18 45° (PR-2B) | Z1 | 574506 | |
| | V 22 45° (PR-2B) | Z1 | 574508 | |
| | V 28 45° (PR-2B) | Z1 | 574510 | |
| | V 35 45° (PR-2B) | Z1 | 574512 | |
| | LK Systems LK >B-Press Gas ⁹⁾ | V 15 | | 570115 |
| | | V 18 | | 570125 |
| V 22 | | | 570135 | |
| V 28 | | | 570145 | |
| V 35 | | | 570155 | |
| V 42 | | | 570165 | |
| V 54 | | | 570175 | |
| V 15 45° (PR-2B) | | Z1 | 574504 | |
| V 18 45° (PR-2B) | | Z1 | 574506 | |
| V 22 45° (PR-2B) | | Z1 | 574508 | |
| V 28 45° (PR-2B) | | Z1 | 574510 | |
| V 35 45° (PR-2B) | | Z1 | 574512 | |

| System | Pressing tongs / pressing rings | Driven by adapter tongs | Art.-No. |
|--------------------------------------|---------------------------------|-------------------------|----------|
| LK Systems LK Universal | TH 16* | | 570460 |
| | TH 20* | | 570470 |
| | TH 25* | | 570495 |
| | TH 32 | | 570480 |
| | TH 40 | | 570485 |
| | TH 50 (PZ-S) | | 572400 |
| | TH 63 (PZ-S) | | 572405 |
| LVI-DAHL Altech-Alupex | U 16* | | 570765 |
| | U 20* | | 570775 |
| | U 25* | | 570780 |
| | U 32 | | 570785 |
| M | | | |
| MAINCOR MAINPRESS | U 16* | | 570765 |
| | U 20* | | 570775 |
| | U 25* | | 570780 |
| | U 32 | | 570785 |
| | U 40 | | 570790 |
| | U 50 | | 570795 |
| | U 63 (PZ-S) | Z4 | 572365 |
| | U 63 (PR-3B) | | 572837 |
| MAINCOR MAINFLOR | U 16* | | 570765 |
| | U 20* | | 570775 |
| Mair Heiztechnik M-Press | H 11,5* | | 570315 |
| | TH 16* | | 570460 |
| | TH 20* | | 570470 |
| | TH 26* | | 570475 |
| | TH 32 | | 570480 |
| | TH 40 | | 570485 |
| | TH 16 45° (PR-2B) | Z1 | 574558 |
| | TH 20 45° (PR-2B) | Z1 | 574560 |
| | TH 26 45° (PR-2B) | Z1 | 574562 |
| | TH 32 45° (PR-2B) | Z1 | 574564 |
| M.a.s.ter System PRESSMASTER | TH 14* | | 570455 |
| | TH 16* | | 570460 |
| | TH 18* | | 570465 |
| | TH 20* | | 570470 |
| | TH 25* | | 570495 |
| | TH 26* | | 570475 |
| | TH 32 | | 570480 |
| | TH 40 | | 570485 |
| | TH 50 (PZ-S) | | 572400 |
| | TH 63 (PZ-S) | | 572405 |
| | TH 16 45° (PR-2B) | Z1 | 574558 |
| | TH 20 45° (PR-2B) | Z1 | 574560 |
| | TH 26 45° (PR-2B) | Z1 | 574562 |
| | TH 32 45° (PR-2B) | Z1 | 574564 |
| | H 14* | | 570310 |
| | H 16* | | 570320 |
| | H 18* | | 570340 |
| | H 20* | | 570350 |
| | H 26* | | 570370 |
| H 32 | | 570380 | |
| H 40 (PZ-46) | | 570390 | |
| U 14* | | 570760 | |
| U 16* | | 570765 | |
| U 18* | | 570770 | |
| U 20* | | 570775 | |
| U 25* | | 570780 | |
| U 32 | | 570785 | |
| U 40 | | 570790 | |
| U 50 | | 570795 | |
| U 63 (PR-3B) | Z4 | 572837 | |
| U 63 (PZ-S) | | 572365 | |
| Meier Tobler Metalplast - Stramax | U 16* | | 570765 |
| | U 18* | | 570770 |
| | U 20* | | 570775 |
| | U 25* | | 570780 |
| | U 32 | | 570785 |
| | U 40 | | 570790 |
| | U 50 | | 570795 |
| | U 63 (PR-3B) | Z4 | 572837 |
| | U 63 (PZ-S) | | 572365 |
| | U 75 (PR-3B) | Z4 | 572828 |
| METALGRUP Permatubo | U 16* | | 570765 |
| | U 18* | | 570770 |
| | U 20* | | 570775 |
| | U 25* | | 570780 |
| | U 32 | | 570785 |
| | U 40 | | 570790 |
| | U 50 | | 570795 |
| | U 63 (PR-3B) | Z4 | 572837 |
| | U 63 (PZ-S) | | 572365 |
| METALGRUP PexGrup | Rfz 16* | | 571325 |
| | Rfz 20* | | 571330 |
| | Rfz 25 | | 571335 |
| | Rfz 32 | | 571340 |
| METALGRUP MultiGrup | U 16* | | 570765 |
| | U 18* | | 570770 |
| | U 20* | | 570775 |
| | U 25* | | 570780 |
| | U 32 | | 570785 |
| Mueller Industries Streamline PRS | VUS ½" (OD 15,9 mm) | | 571770 |
| | VUS ¾" (OD 22,2 mm) | | 571775 |
| | VUS 1" (OD 28,6 mm) | | 571780 |
| | VUS 1¼" (OD 34,9 mm) | | 571785 |
| | VUS 1½" (OD 41,3 mm) | | 571790 |
| | VUS 2" (OD 54,0 mm) | | 571795 |
| | VUSFz 2½" (PR-3B) (OD 66,7 mm) | Z5 | 572819 |
| | VUSFz 3" (PR-3B) (OD 79,4 mm) | Z5 | 572820 |
| VUSFz 4" (PR-3B) (OD 104,8 mm) | Z5 | 572821 | |
| MULTITHERM PRESSSYSTEM | TH 16* | | 570460 |
| | TH 20* | | 570470 |
| | TH 26* | | 570475 |
| | TH 32 | | 570480 |
| | TH 40 | | 570485 |
| | TH 50 (PZ-S) | | 572400 |
| | TH 63 (PZ-S) | | 572405 |
| | THz 75 (PR-3B) | Z4 | 572829 |
| | TH 16 45° (PR-2B) | Z1 | 574558 |
| | TH 20 45° (PR-2B) | Z1 | 574560 |
| | TH 26 45° (PR-2B) | Z1 | 574562 |
| | TH 32 45° (PR-2B) | Z1 | 574564 |

REMS pressing tongs

REMS pressing rings

Accessories for REMS radial presses (except for REMS Mini-Press) and suitable radial presses of other makes

| System | Pressing tongs / pressing rings | Driven by adapter tongs | Art.-No. | |
|--|--|-------------------------|----------|--------|
| Multicap Industrial AIS PEX | RFz 16* | | 571325 | |
| | RFz 20* | | 571330 | |
| | RFz 25 | | 571335 | |
| | RFz 32 | | 571340 | |
| | U 16* | | 570765 | |
| | U 20* | | 570775 | |
| | U 25* | | 570780 | |
| | U 32 | | 570785 | |
| | Multicap Industrial AIS XPRT | H 16* | | 570320 |
| | | H 20* | | 570350 |
| | | H 25* | | 570360 |
| | | H 26* | | 570370 |
| H 32 | | | 570380 | |
| RFz 16* | | | 571325 | |
| RFz 20* | | | 571330 | |
| RFz 25 | | | 571335 | |
| RFz 32 | | | 571340 | |
| TH 16* | | | 570460 | |
| TH 20* | | | 570470 | |
| TH 25* | | | 570495 | |
| TH 26* | | | 570475 | |
| TH 32 | | | 570480 | |
| TH 40 | | | 570485 | |
| TH 50 (PZ-S) | | | 572400 | |
| TH 63 (PZ-S) | | | 572405 | |
| THz 75 (PR-3B) | | Z4 | 572829 | |
| TH 16 45° (PR-2B) | | Z1 | 574558 | |
| TH 20 45° (PR-2B) | | Z1 | 574560 | |
| TH 26 45° (PR-2B) | | Z1 | 574562 | |
| TH 32 45° (PR-2B) | | Z1 | 574564 | |
| U 16* | | | 570765 | |
| U 20* | | | 570775 | |
| U 25* | | | 570780 | |
| U 32 | | | 570785 | |
| U 40 | | | 570790 | |
| U 50 | | | 570795 | |
| U 63 (PZ-S) | | | 572365 | |
| U 63 (PR-3B) | | Z4 | 572837 | |
| U 75 (PR-3B) | | Z4 | 572828 | |
| Multicap Industrial multitubo systems MC | U 16* | | 570765 | |
| | U 18* | | 570770 | |
| | U 20* | | 570775 | |
| | U 25* | | 570780 | |
| | U 32 | | 570785 | |
| | U 40 | | 570790 | |
| | U 50 | | 570795 | |
| | U 63 (PZ-S) | | 572365 | |
| | U 63 (PR-3B) | Z4 | 572837 | |
| | U 75 (PR-3B) | Z4 | 572828 | |
| | Multicap Industrial multitubo systems MM | H 16* | | 570320 |
| H 20* | | | 570350 | |
| H 25* | | | 570360 | |
| H 26* | | | 570370 | |
| H 32 | | | 570380 | |
| RFz 16* | | | 571325 | |
| RFz 20* | | | 571330 | |
| RFz 25 | | | 571335 | |
| RFz 32 | | | 571340 | |
| TH 16* | | | 570460 | |
| TH 20* | | | 570470 | |
| TH 25* | | | 570495 | |
| TH 26* | | | 570475 | |
| TH 32 | | | 570480 | |
| TH 40 | | | 570485 | |
| TH 50 (PZ-S) | | | 572400 | |
| TH 63 (PZ-S) | | | 572405 | |
| THz 75 (PR-3B) | | Z4 | 572829 | |
| TH 16 45° (PR-2B) | | Z1 | 574558 | |
| TH 20 45° (PR-2B) | | Z1 | 574560 | |
| TH 26 45° (PR-2B) | | Z1 | 574562 | |
| TH 32 45° (PR-2B) | | Z1 | 574564 | |
| U 16* | | | 570765 | |
| U 20* | | | 570775 | |
| U 25* | | | 570780 | |
| U 32 | | | 570785 | |
| U 40 | | | 570790 | |
| U 50 | | | 570795 | |
| U 63 (PZ-S) | | 572365 | | |
| U 63 (PR-3B) | Z4 | 572837 | | |
| U 75 (PR-3B) | Z4 | 572828 | | |

N

| | | | |
|-----------------------|--------------|--|--------|
| NEUTHERM MEKUPRESS-HT | H 16* | | 570320 |
| | H 20* | | 570350 |
| | H 26* | | 570370 |
| | H 32 | | 570380 |
| | H 40 (PZ-46) | | 570390 |
| | U 40 | | 570790 |

| System | Pressing tongs / pressing rings | Driven by adapter tongs | Art.-No. |
|-----------------------------------|---------------------------------|-------------------------|----------|
| NIBCO (USA) Press System Copper | VUS ½" (OD 15,9 mm) | | 571770 |
| | VUS ¾" (OD 22,2 mm) | | 571775 |
| | VUS 1" (OD 28,6 mm) | | 571780 |
| | VUS 1½" (OD 34,9 mm) | | 571785 |
| | VUS 1¾" (OD 41,3 mm) | | 571790 |
| NICOLL FLUXO | VUS 2" (OD 54,0 mm) | | 571795 |
| | TH 16* | | 570460 |
| | TH 20* | | 570470 |
| | TH 26* | | 570475 |
| | TH 32 | | 570480 |
| | TH 40 | | 570485 |
| | TH 50 (PZ-S) | | 572400 |
| | TH 63 (PZ-S) | | 572405 |
| | THz 75 (PR-3B) | Z4 | 572829 |
| | TH 16 45° (PR-2B) | Z1 | 574558 |
| | TH 20 45° (PR-2B) | Z1 | 574560 |
| | TH 26 45° (PR-2B) | Z1 | 574562 |
| NUPI Industrie Italiane Multinupi | TH 32 45° (PR-2B) | Z1 | 574564 |
| | B 16* | | 570850 |
| | B 18* | | 570855 |
| | B 20* | | 570860 |
| | B 26 | | 570870 |
| | B 32 | | 570880 |
| | F 16* | | 570717 |
| | F 18* | | 570720 |
| | F 20* | | 570727 |
| | F 26* | | 570730 |
| | F 32 | | 570735 |
| | F 16 45° (PR-2B) | Z1 | 574550 |
| | F 20 45° (PR-2B) | Z1 | 574552 |
| | F 26 45° (PR-2B) | Z1 | 574554 |
| | F 32 45° (PR-2B) | Z1 | 574556 |
| | H 16* | | 570320 |
| | H 18* | | 570340 |
| | H 20* | | 570350 |
| | H 25* | | 570360 |
| | H 26* | | 570370 |
| | H 32 | | 570380 |
| | TH 16* | | 570460 |
| | TH 18* | | 570465 |
| | TH 20* | | 570470 |
| | TH 25* | | 570495 |
| | TH 26* | | 570475 |
| | TH 32 | | 570480 |
| | TH 32 45° (PR-2B) | Z1 | 574558 |
| | TH 20 45° (PR-2B) | Z1 | 574560 |
| | TH 26 45° (PR-2B) | Z1 | 574562 |
| | TH 32 45° (PR-2B) | Z1 | 574564 |
| U 14* | | 570760 | |
| U 16* | | 570765 | |
| U 18* | | 570770 | |
| U 20* | | 570775 | |
| U 25* | | 570780 | |
| C 26* | | 570750 | |
| U 32 | | 570785 | |
| U 40 | | 570790 | |
| U 50 | | 570795 | |
| U 63 (PR-3B) | Z4 | 572837 | |
| U 63 (PZ-S) | | 572365 | |
| Nussbaum Optifitt-Press | VMP ¾" (OD 17,2 mm) | | 571740 |
| | VMP ½" (OD 21,3 mm) | | 571762 |
| | VMPz ¾" (OD 26,9 mm) | | 571764 |
| | VMPz 1" (OD 33,7 mm) | | 571767 |
| | VMPz 1½" (PZ-S) (OD 42,4 mm) | | 572413 |
| | VMPz 1½" (PR-3B) (OD 48,3 mm) | Z5 | 572844 |
| | VMPz 2" (PR-3B) (OD 60,3 mm) | Z5 | 572845 |
| Nussbaum Optiflex-Flowpress | VRX 16 | | 571750 |
| | VRX 20 | | 571752 |
| | VRX 25 | | 571754 |
| | VRX 32 | | 571756 |
| | VRX 40 | | 571758 |
| | VRX 50 | | 571760 |
| | VRX 63 | | 571797 |
| Nussbaum Optipress Aquaplast | V 15 | | 570115 |
| | V 18 | | 570125 |
| | V 22 | | 570135 |
| | V 28 | | 570145 |
| | V 35 | | 570155 |
| | V 42 | | 570165 |
| | V 42 (PR-2B) | Z2 | 572850 |
| | V 54 | | 570175 |
| | V 54 (PR-2B) | Z2 | 572851 |
| | Vfz 64,0 (PR-3B) | Z5 | 572815 |
| | Vfz 76,1 (PR-3B) | Z5 | 572816 |
| | Vfz 88,9 (PR-3B) | Z5 | 572817 |
| | Vfz 108,0 (PR-3B) | Z5 | 572818 |
| V 15 45° (PR-2B) | Z1 | 574504 | |
| V 18 45° (PR-2B) | Z1 | 574506 | |
| V 22 45° (PR-2B) | Z1 | 574508 | |
| V 28 45° (PR-2B) | Z1 | 574510 | |
| V 35 45° (PR-2B) | Z1 | 574512 | |

* These pressing tongs also fit the manual radial press REMS Eco-Press. Observe the national regulations.

¹⁾ Only pressing tongs from designation "108" (1st quarter of 2008), "208" (2nd quarter of 2008) etc. can be used. The designation is stamped on every pressing jaw.

²⁾ For this pressfitting system producing a pressing joint with manual radial presses is not permitted.

³⁾ Driven by REMS Power-Press XL ACC.

⁴⁾ Driven by REMS Akku-Press XL 45 kN 22V ACC.

⁵⁾ For taking suitable pressing inserts.

⁶⁾ Press fittings made of red bronze (Sanpress XL) must be pressed with pressing rings with press contour VR, copper fittings (Profipress XL, Profipress G XL), carbon steel (Prestabo XL) and stainless steel fittings (Sanpress Inox XL, Sanpress Inox G XL) with pressing rings with press contour VF.

⁷⁾ Use pressing rings labelled "M 88.9 G" or "M 108 G" on the three pressing segments for gas installations.

⁸⁾ For making press joints for operating pressure ≤ PN 10.

⁹⁾ Pressfitting systems for gas installations must only be pressed with pressing tongs/pressing rings which are highlighted in yellow. Observe the national regulations.

The suitability of REMS pressing tools for pressfitting systems: Date 21.10.2021. For the updated situation regarding suitability status check our website: www.rems.de > Downloads > Product catalogues, brochures > REMS Catalogue.

See page 222 for adapter tongs. Pressing tongs/pressing rings for additional pressfitting systems on request.

REMS pressing tongs

REMS pressing rings

Accessories for REMS radial presses (except for REMS Mini-Press) and suitable radial presses of other makes

| System | Pressing tongs / pressing rings | Driven by adapter tongs | Art.-No. | |
|--------------------------------------|---------------------------------|---|----------|--------|
| Nussbaum Optipress-Gaz ⁹⁾ | V 15 | | 570115 | |
| | V 18 | | 570125 | |
| | V 22 | | 570135 | |
| | V 28 | | 570145 | |
| | V 35 | | 570155 | |
| | V 42 | | 570165 | |
| | V 42 (PR-2B) | Z2 | 572850 | |
| | V 54 | | 570175 | |
| | V 54 (PR-2B) | Z2 | 572851 | |
| | Vfz 64,0 (PR-3B) | Z5 | 572815 | |
| | Vfz 76,1 (PR-3B) | Z5 | 572816 | |
| | Vfz 88,9 (PR-3B) | Z5 | 572817 | |
| | Vfz 108,0 (PR-3B) | Z5 | 572818 | |
| | V 15 45° (PR-2B) | Z1 | 574504 | |
| | V 18 45° (PR-2B) | Z1 | 574506 | |
| | V 22 45° (PR-2B) | Z1 | 574508 | |
| | V 28 45° (PR-2B) | Z1 | 574510 | |
| | V 35 45° (PR-2B) | Z1 | 574512 | |
| | Nussbaum Optipress-Therm | V 15 | | 570115 |
| V 18 | | | 570125 | |
| V 22 | | | 570135 | |
| V 28 | | | 570145 | |
| V 35 | | | 570155 | |
| V 42 | | | 570165 | |
| V 42 (PR-2B) | | Z2 | 572850 | |
| V 54 | | | 570175 | |
| V 54 (PR-2B) | | Z2 | 572851 | |
| Vfz 64,0 (PR-3B) | | Z5 | 572815 | |
| Vfz 76,1 (PR-3B) | | Z5 | 572816 | |
| Vfz 88,9 (PR-3B) | | Z5 | 572817 | |
| Vfz 108,0 (PR-3B) | | Z5 | 572818 | |
| V 15 45° (PR-2B) | | Z1 | 574504 | |
| V 18 45° (PR-2B) | | Z1 | 574506 | |
| V 22 45° (PR-2B) | | Z1 | 574508 | |
| V 28 45° (PR-2B) | | Z1 | 574510 | |
| V 35 45° (PR-2B) | | Z1 | 574512 | |
| O | | | | |
| Oventrop Cofit P | H 16 A* | | 570620 | |
| | H 20 A* | | 570650 | |
| | H 26 A* | | 570670 | |
| | H 32 A | | 570680 | |
| | H 40 A | | 570690 | |
| | U 50 | | 570795 | |
| | U 63 (PR-3B) | Z4 | 572837 | |
| Oventrop Cofit PD | U 63 (PZ-S) | | 572365 | |
| | H 16 A* | | 570620 | |
| | H 20 A* | | 570650 | |
| Oventrop Cofit PDK | H 26 A* | | 570670 | |
| | H 16 A* | | 570620 | |
| Oventrop Cofit PD-HT | H 20 A* | | 570650 | |
| | H 25 A* | | 570660 | |
| Oventrop Cofit PDK-HT | H 32 A | | 570680 | |
| | H 16 A* | | 570620 | |
| | H 20 A* | | 570650 | |
| P | | | | |
| PBtub SERTIPRESS | Rfz 12* | | 571320 | |
| | Rfz 16* | | 571325 | |
| | Rfz 20* | | 571330 | |
| | Rfz 25 | | 571335 | |
| PBtub SERTI-STEEL | M 15 | | 570110 | |
| | M 18 | | 570120 | |
| | M 22 | | 570130 | |
| | M 28 | | 570140 | |
| | M 35 | | 570150 | |
| | M 42 (PR-3S) | Z2 | 572706 | |
| | M 54 (PR-3S) | Z2 | 572708 | |
| | M 15 45° (PR-2B) | Z1 | 574522 | |
| | M 18 45° (PR-2B) | Z1 | 574524 | |
| | M 22 45° (PR-2B) | Z1 | 574526 | |
| | M 28 45° (PR-2B) | Z1 | 574528 | |
| | M 35 45° (PR-2B) | Z1 | 574530 | |
| | Pegler Yorkshire XPress Carbon | M 12 | | 570100 |
| | | M 15 | | 570110 |
| | | M 18 ⁹⁾ | | 570120 |
| | | M 22 | | 570130 |
| | | M 28 ⁹⁾ | | 570140 |
| M 35 | | | 570150 | |
| M 42 (PR-3S) | | Z2 | 572706 | |
| M 54 (PR-3S) | | Z2 | 572708 | |
| XP 66,7 XL (PR-3S) | | Z6 XL ³⁾ / Z7 XL 45 kN ⁴⁾ | 579108 | |
| M 76,1 XL (PR-3S) | | Z6 XL ³⁾ / Z7 XL 45 kN ⁴⁾ | 579101 | |
| M 12 45° (PR-2B) | | Z1 | 574520 | |
| M 15 45° (PR-2B) | | Z1 | 574522 | |
| M 18 45° (PR-2B) | | Z1 | 574524 | |
| M 22 45° (PR-2B) | | Z1 | 574526 | |
| M 28 45° (PR-2B) | | Z1 | 574528 | |
| M 35 45° (PR-2B) | | Z1 | 574530 | |
| Pegler Yorkshire XPress Copper | | M 12 | | 570100 |
| | | M 15 | | 570110 |
| | | M 18 ⁹⁾ | | 570120 |
| | | M 22 | | 570130 |
| | | M 28 ⁹⁾ | | 570140 |
| | | M 35 | | 570150 |
| | | M 42 (PR-3S) | Z2 | 572706 |
| | M 54 (PR-3S) | Z2 | 572708 | |
| | XP 64,0 XL (PR-3S) | Z6 XL ³⁾ / Z7 XL 45 kN ⁴⁾ | 579100 | |
| | XP 66,7 XL (PR-3S) | Z6 XL ³⁾ / Z7 XL 45 kN ⁴⁾ | 579108 | |
| | M 76,1 XL (PR-3S) | Z6 XL ³⁾ / Z7 XL 45 kN ⁴⁾ | 579101 | |
| | M 88,9 G XL (PR-3S) | Z6 XL ³⁾ / Z7 XL 45 kN ⁴⁾ | 579110 | |
| | XP 108,0 XL (PR-3S) | Z6 XL ³⁾ / Z7 XL 45 kN ⁴⁾ | 579109 | |
| | M 12 45° (PR-2B) | Z1 | 574520 | |
| | M 15 45° (PR-2B) | Z1 | 574522 | |
| | M 18 45° (PR-2B) | Z1 | 574524 | |
| | M 22 45° (PR-2B) | Z1 | 574526 | |
| | M 28 45° (PR-2B) | Z1 | 574528 | |
| | M 35 45° (PR-2B) | Z1 | 574530 | |

| System | Pressing tongs / pressing rings | Driven by adapter tongs | Art.-No. | |
|--|---------------------------------|---|----------|--------|
| Pegler Yorkshire XPress Copper Gas ⁹⁾ | M 15 | | 570110 | |
| | M 18 ⁹⁾ | | 570120 | |
| | M 22 | | 570130 | |
| | M 28 ⁹⁾ | | 570140 | |
| | M 35 | | 570150 | |
| | M 42 (PR-3S) | Z2 | 572706 | |
| | M 54 (PR-3S) | Z2 | 572708 | |
| Pegler Yorkshire XPress Stainless | M 15 | | 570110 | |
| | M 18 ⁹⁾ | | 570120 | |
| | M 22 | | 570130 | |
| | M 28 ⁹⁾ | | 570140 | |
| | M 35 | | 570150 | |
| | M 42 (PR-3S) | Z2 | 572706 | |
| | M 54 (PR-3S) | Z2 | 572708 | |
| PERFEXIM PERFECT SYSTEM | M 76,1 XL (PR-3S) | Z6 XL ³⁾ / Z7 XL 45 kN ⁴⁾ | 579101 | |
| | M 88,9 G XL (PR-3S) | Z6 XL ³⁾ / Z7 XL 45 kN ⁴⁾ | 579110 | |
| | M 108,0 G XL (PR-3S) | Z6 XL ³⁾ / Z7 XL 45 kN ⁴⁾ | 579111 | |
| | M 15 45° (PR-2B) | Z1 | 574522 | |
| | M 18 45° (PR-2B) | Z1 | 574524 | |
| | M 22 45° (PR-2B) | Z1 | 574526 | |
| | M 28 45° (PR-2B) | Z1 | 574528 | |
| | M 35 45° (PR-2B) | Z1 | 574530 | |
| | PERFILTUBO PERFILALUPEX | U 16* | | 570765 |
| | | U 20* | | 570775 |
| | U 25* | | 570780 | |
| | U 32 | | 570785 | |
| | U 40 | | 570790 | |
| | U 50 | | 570795 | |
| | U 63 (PR-3B) | Z4 | 572837 | |
| | U 63 (PZ-S) | | 572365 | |
| | U 75 (PR-3B) | Z4 | 572828 | |
| PERFILTUBO PERFILPRESS | M 15 | | 570110 | |
| | M 18 | | 570120 | |
| | M 22 | | 570130 | |
| | M 28 | | 570140 | |
| | M 35 | | 570150 | |
| | M 42 (PR-3S) | Z2 | 572706 | |
| | M 54 (PR-3S) | Z2 | 572708 | |
| | M 76,1 XL (PR-3S) | Z6 XL ³⁾ / Z7 XL 45 kN ⁴⁾ | 579101 | |
| | M 15 45° (PR-2B) | Z1 | 574522 | |
| | M 18 45° (PR-2B) | Z1 | 574524 | |
| | M 22 45° (PR-2B) | Z1 | 574526 | |
| | M 28 45° (PR-2B) | Z1 | 574528 | |
| | M 35 45° (PR-2B) | Z1 | 574530 | |
| PEXTUBE PexTube | Rfz 16* | | 571325 | |
| | Rfz 20* | | 571330 | |
| | Rfz 25 | | 571337 | |
| | Rfz 32 | | 571342 | |
| Pipelife C-PRESS | M 15 | | 570110 | |
| | M 18 | | 570120 | |
| | M 22 | | 570130 | |
| | M 28 | | 570140 | |
| | M 35 | | 570150 | |
| | M 42 (PR-3S) | Z2 | 572706 | |
| | M 54 (PR-3S) | Z2 | 572708 | |
| | M 76,1 XL (PR-3S) | Z6 XL ³⁾ / Z7 XL 45 kN ⁴⁾ | 579101 | |
| | M 88,9 G XL (PR-3S) | Z6 XL ³⁾ / Z7 XL 45 kN ⁴⁾ | 579110 | |
| | M 108,0 G XL (PR-3S) | Z6 XL ³⁾ / Z7 XL 45 kN ⁴⁾ | 579111 | |
| | M 15 45° (PR-2B) | Z1 | 574522 | |
| | M 18 45° (PR-2B) | Z1 | 574524 | |
| | M 22 45° (PR-2B) | Z1 | 574526 | |
| | M 28 45° (PR-2B) | Z1 | 574528 | |
| | M 35 45° (PR-2B) | Z1 | 574530 | |
| | Pipelife RADOPRESS | TH 16* | | 570460 |
| TH 18* | | | 570465 | |
| TH 20* | | | 570470 | |
| TH 26* | | | 570475 | |
| TH 32 | | | 570480 | |
| TH 40 | | | 570485 | |
| TH 50 (PZ-S) | | | 572400 | |
| TH 63 (PZ-S) | | | 572405 | |
| TH 16 45° (PR-2B) | | Z1 | 574558 | |
| TH 20 45° (PR-2B) | | Z1 | 574560 | |
| TH 26 45° (PR-2B) | | Z1 | 574562 | |
| TH 32 45° (PR-2B) | | Z1 | 574564 | |
| Pipetec Connect | | TH 16* | | 570460 |
| | | TH 20* | | 570470 |
| | TH 26* | | 570475 | |
| | TH 32 | | 570480 | |
| | TH 40 | | 570485 | |
| | TH 50 (PZ-S) | | 572400 | |
| | TH 63 (PZ-S) | | 572405 | |
| | TH 16 45° (PR-2B) | Z1 | 574558 | |
| | TH 20 45° (PR-2B) | Z1 | 574560 | |
| | TH 26 45° (PR-2B) | Z1 | 574562 | |
| | TH 32 45° (PR-2B) | Z1 | 574564 | |
| PLASTICA ALFA Multiplex | U 16* | | 570765 | |
| | U 20* | | 570775 | |
| | U 25* | | 570780 | |
| | U 32 | | 570785 | |
| PLASTICA ALFA Multiplex Air | TH 16* | | 570460 | |
| | TH 20* | | 570470 | |
| | TH 26* | | 570475 | |
| | TH 32 | | 570480 | |

REMS pressing tongs REMS pressing rings

Accessories for REMS radial presses (except for REMS Mini-Press) and suitable radial presses of other makes

| System | Pressing tongs / pressing rings | Driven by adapter tongs | Art.-No. |
|--|---------------------------------|-------------------------|----------|
| PLASTICA ALFA Multypefalifa Gas ¹⁾ | TH 16* | | 570460 |
| | TH 20* | | 570470 |
| | TH 26* | | 570475 |
| PLASTICA ALFA Multypefalifa Gas protek ²⁾ | TH 16* | | 570460 |
| | TH 20* | | 570470 |
| | TH 26* | | 570475 |
| PLASTICA ALFA Multype Plus | TH 16* | | 570460 |
| | TH 20* | | 570470 |
| | TH 26* | | 570475 |
| | TH 32 | | 570480 |
| PLASTICA ALFA Multype Thermo | TH 16* | | 570460 |
| | TH 20* | | 570470 |
| | TH 26* | | 570475 |
| | TH 32 | | 570480 |
| PLASTICA ALFA Multype Thermo Plus | TH 16* | | 570460 |
| | TH 20* | | 570470 |
| | TH 26* | | 570475 |
| | TH 32 | | 570480 |
| PLÁSTICOS FERRO FERROPLAST GPF MULT | U 16* | | 570765 |
| | U 20* | | 570775 |
| | U 25* | | 570780 |
| | U 32 | | 570785 |
| Pressfitting MULTICAPA | | | |
| | | | |
| | | | |
| | | | |
| PLÁSTICOS FERRO FERROPLAST GPF PPSU | U 16* | | 570765 |
| | U 20* | | 570775 |
| | U 25* | | 570780 |
| | U 32 | | 570785 |
| Pressfitting PEX y MULTICAPA | | | |
| | | | |
| | | | |
| | | | |
| PLÁSTICOS FERRO FERROPLAST GPF PRESS | RFz 16* | | 571325 |
| | RFz 20* | | 571330 |
| | RFz 25 | | 571335 |
| | RFz 32 | | 571340 |
| Pressfitting PEX PLUMBING PLUS EZIPEX Crimp (AUS) | K16/P18* | | 572600 |
| | K/20* | | 572605 |
| | K/25* | | 572610 |
| | K32 | | 572615 |
| PLUMBING PLUS EZIPEX Gas (AUS) ³⁾ | K1/40 | | 572620 |
| | K1/50 | | 572625 |
| | K16/P18* | | 572600 |
| | K/20* | | 572605 |
| PLUMBING PLUS EZIPEX Gas (AUS) ³⁾ | K/25* | | 572610 |
| | K32 | | 572615 |
| | K1/40 | | 572620 |
| | K1/50 | | 572625 |
| PLUMBING PLUS EZIPEX Solar (AUS) | VAU 15 (OD 12,7 mm) | | 572687 |
| | VAU 20 (OD 19,1 mm) | | 572689 |
| | VAU 25 (OD 25,4 mm) | | 572691 |
| | VAU 32 (OD 31,8 mm) | | 572693 |
| | VAU 40 (OD 38,1 mm) | | 572695 |
| | VAU 50 (OD 50,8 mm) | | 572697 |
| | VAUFz 65 (PR-3B) (OD 63,5 mm) | Z5 | 572839 |
| | VAUFz 80 (PR-3B) (OD 76,2 mm) | Z5 | 572840 |
| | VAUFz 100 (PR-3B) (OD 101,6 mm) | Z5 | 572841 |
| | VAU 15 45° (PR-2B) (OD 12,7 mm) | Z1 | 574540 |
| | VAU 20 45° (PR-2B) (OD 19,1 mm) | Z1 | 574542 |
| | VAU 25 45° (PR-2B) (OD 25,4 mm) | Z1 | 574544 |
| PLUMBING PLUS EZIPEX Water (AUS) | VAU 15 (OD 12,7 mm) | | 572687 |
| | VAU 20 (OD 19,1 mm) | | 572689 |
| | VAU 25 (OD 25,4 mm) | | 572691 |
| | VAU 32 (OD 31,8 mm) | | 572693 |
| POLYPIPE POLYSURE | VAU 40 (OD 38,1 mm) | | 572695 |
| | VAU 50 (OD 50,8 mm) | | 572697 |
| | VAUFz 65 (PR-3B) | | 572839 |
| | VAUFz 80 (PR-3B) (OD 63,5 mm) | Z5 | 572839 |
| | VAUFz 100 (PR-3B) (OD 76,2 mm) | Z5 | 572840 |
| | VAUFz 100 (PR-3B) (OD 101,6 mm) | Z5 | 572841 |
| | VAU 15 45° (PR-2B) (OD 12,7 mm) | Z1 | 574540 |
| | VAU 20 45° (PR-2B) (OD 19,1 mm) | Z1 | 574542 |
| | VAU 25 45° (PR-2B) (OD 25,4 mm) | Z1 | 574544 |
| | TH 10* | | 570467 |
| | TH 15* | | 570457 |
| | TH 22* | | 570472 |
| TH 28 | | 570477 | |

| System | Pressing tongs / pressing rings | Driven by adapter tongs | Art.-No. |
|---|---------------------------------|---|----------|
| POLYSAN Handelsges. m.b.H. & Co KG (Krems/Öster- reich) | M 15 | | 570110 |
| | M 18 | | 570120 |
| | M 22 | | 570130 |
| | M 28 | | 570140 |
| | M 35 | | 570150 |
| | M 42 (PR-3S) | Z2 | 572706 |
| | M 54 (PR-3S) | Z2 | 572708 |
| | M 76,1 XL (PR-3S) | Z6 XL ³⁾ / Z7 XL 45 kN ⁴⁾ | 579101 |
| | M 88,9 G XL (PR-3S) | Z6 XL ³⁾ / Z7 XL 45 kN ⁴⁾ | 579110 |
| | M 108,0 G XL (PR-3S) | Z6 XL ³⁾ / Z7 XL 45 kN ⁴⁾ | 579111 |
| | M 15 45° (PR-2B) | Z1 | 574522 |
| | M 18 45° (PR-2B) | Z1 | 574524 |
| | M 22 45° (PR-2B) | Z1 | 574526 |
| | M 28 45° (PR-2B) | Z1 | 574528 |
| | M 35 45° (PR-2B) | Z1 | 574530 |
| POLYSAN Handelsges. m.b.H. & Co KG (Krems/Öster- reich) | M 15 | | 570110 |
| | M 18 | | 570120 |
| | M 22 | | 570130 |
| | M 28 | | 570140 |
| | M 35 | | 570150 |
| | M 42 (PR-3S) | Z2 | 572706 |
| | M 54 (PR-3S) | Z2 | 572708 |
| | M 76,1 XL (PR-3S) | Z6 XL ³⁾ / Z7 XL 45 kN ⁴⁾ | 579101 |
| | M 88,9 G XL (PR-3S) | Z6 XL ³⁾ / Z7 XL 45 kN ⁴⁾ | 579110 |
| | M 108,0 G XL (PR-3S) | Z6 XL ³⁾ / Z7 XL 45 kN ⁴⁾ | 579111 |
| | M 15 45° (PR-2B) | Z1 | 574522 |
| | M 18 45° (PR-2B) | Z1 | 574524 |
| | M 22 45° (PR-2B) | Z1 | 574526 |
| | M 28 45° (PR-2B) | Z1 | 574528 |
| | M 35 45° (PR-2B) | Z1 | 574530 |
| POLYSAN Handelsges. m.b.H. & Co KG (Krems/Öster- reich) | M 15 | | 570110 |
| | M 18 | | 570120 |
| | M 22 | | 570130 |
| | M 28 | | 570140 |
| | M 35 | | 570150 |
| | M 42 (PR-3S) | Z2 | 572706 |
| | M 54 (PR-3S) | Z2 | 572708 |
| | M 76,1 XL (PR-3S) | Z6 XL ³⁾ / Z7 XL 45 kN ⁴⁾ | 579101 |
| | M 88,9 G XL (PR-3S) | Z6 XL ³⁾ / Z7 XL 45 kN ⁴⁾ | 579110 |
| | M 108,0 G XL (PR-3S) | Z6 XL ³⁾ / Z7 XL 45 kN ⁴⁾ | 579111 |
| | M 15 45° (PR-2B) | Z1 | 574522 |
| | M 18 45° (PR-2B) | Z1 | 574524 |
| | M 22 45° (PR-2B) | Z1 | 574526 |
| | M 28 45° (PR-2B) | Z1 | 574528 |
| | M 35 45° (PR-2B) | Z1 | 574530 |
| POLYSAN Handelsges. m.b.H. & Co KG (Krems/Öster- reich) | TH 14* | | 570455 |
| | TH 16* | | 570460 |
| | TH 17* | | 570462 |
| | TH 18* | | 570465 |
| | TH 20* | | 570470 |
| | TH 26* | | 570475 |
| | TH 32 | | 570480 |
| | TH 40 | | 570485 |
| | TH 50 (PZ-S) | | 572400 |
| | TH 63 (PZ-S) | | 572405 |
| | THz 75 (PR-3B) | Z4 | 572829 |
| | TH 16 45° (PR-2B) | Z1 | 574558 |
| | TH 20 45° (PR-2B) | Z1 | 574560 |
| | TH 26 45° (PR-2B) | Z1 | 574562 |
| | TH 32 45° (PR-2B) | Z1 | 574564 |
| POLYSAN Handelsges. m.b.H. & Co KG (Krems/Öster- reich) | TH 16* | | 570460 |
| | TH 16* | | 570460 |
| | TH 17* | | 570462 |
| | TH 18* | | 570465 |
| | TH 20* | | 570470 |
| | TH 26* | | 570475 |
| | TH 32 | | 570480 |
| | TH 40 | | 570485 |
| | HEz 40 | | 571904 |
| | HEz 32 | | 571900 |
| POLYSAN-Henco- Press-System | TH 16 45° (PR-2B) | Z1 | 574558 |
| | TH 20 45° (PR-2B) | Z1 | 574560 |
| | TH 26 45° (PR-2B) | Z1 | 574562 |
| | TH 32 45° (PR-2B) | Z1 | 574564 |

- * These pressing tongs also fit the manual radial press REMS Eco-Press. Observe the national regulations.
- ¹⁾ Only pressing tongs from designation "108" (1st quarter of 2008), "208" (2nd quarter of 2008) etc. can be used. The designation is stamped on every pressing jaw.
- ²⁾ For this pressfitting system producing a pressing joint with manual radial presses is not permitted.
- ³⁾ Driven by REMS Power-Press XL ACC.
- ⁴⁾ Driven by REMS Akku-Press XL 45 kN 22V ACC.
- ⁵⁾ For taking suitable pressing inserts.
- ⁶⁾ Press fittings made of red bronze (Sanpress XL) must be pressed with pressing rings with press contour VR, copper fittings (Profipress XL, Profipress G XL), carbon steel (Prestabo XL) and stainless steel fittings (Sanpress Inox XL, Sanpress Inox G XL) with pressing rings with press contour VF.
- ⁷⁾ Use pressing rings labelled "M 88.9 G" or "M 108 G" on the three pressing segments for gas installations.
- ⁸⁾ For making press joints for operating pressure ≤ PN 10.
- ⁹⁾ Pressfitting systems for gas installations must only be pressed with pressing tongs/pressing rings which are highlighted in yellow. Observe the national regulations.

The suitability of REMS pressing tools for pressfitting systems: Date 21.10.2021. For the updated situation regarding suitability status check our website: www.rems.de > Downloads > Product catalogues, brochures > REMS Catalogue. See page 222 for adapter tongs. Pressing tongs/pressing rings for additional pressfitting systems on request.

REMS pressing tongs

REMS pressing rings

Accessories for REMS radial presses (except for REMS Mini-Press) and suitable radial presses of other makes

| System | Pressing tongs / pressing rings | Driven by adapter tongs | Art.-No. | |
|---|---|---------------------------|----------|--------|
| POLYSAN (España) „Rainbow“ | U 16* | | 570745 | |
| | U 18* | | 570770 | |
| | U 20* | | 570775 | |
| | U 25* | | 570780 | |
| | U 32 | | 570785 | |
| | U 40 | | 570790 | |
| | U 50 | | 570795 | |
| | U 63 (PR-3B) | Z4 | 572837 | |
| Prandelli Mulyrama Pf | U 63 (PZ-S) | | 572365 | |
| | H 14* | | 570310 | |
| | H 16* | | 570320 | |
| | H 18* | | 570340 | |
| | H 20* | | 570350 | |
| | H 26* | | 570370 | |
| | H 32 | | 570380 | |
| | U 40 | | 570790 | |
| | U 50 | | 570795 | |
| | U 63 (PR-3B) | Z4 | 572837 | |
| Prandelli Mulyrama Pfm | H 16* | | 570320 | |
| | H 18* | | 570340 | |
| | H 20* | | 570350 | |
| | H 26* | | 570370 | |
| | H 32 | | 570380 | |
| | TH 16* | | 570460 | |
| | TH 18* | | 570465 | |
| | TH 20* | | 570470 | |
| | TH 26* | | 570475 | |
| | TH 32 | | 570480 | |
| | TH 40 | | 570485 | |
| | TH 50 (PZ-S) | | 572400 | |
| | TH 16 45° (PR-2B) | Z1 | 574558 | |
| | TH 20 45° (PR-2B) | Z1 | 574560 | |
| | TH 26 45° (PR-2B) | Z1 | 574562 | |
| | TH 32 45° (PR-2B) | Z1 | 574564 | |
| | U 16* | | 570765 | |
| | U 18* | | 570770 | |
| | U 20* | | 570775 | |
| U 40 | | 570790 | | |
| U 50 | | 570795 | | |
| U 63 (PR-3B) | Z4 | 572837 | | |
| PURMO Cleverfit Radial | F 16* | | 570717 | |
| | F 20* | | 570727 | |
| | F 26* | | 570730 | |
| | F 32 | | 570735 | |
| | F 16 45° (PR-2B) | Z1 | 574550 | |
| | F 20 45° (PR-2B) | Z1 | 574552 | |
| | F 26 45° (PR-2B) | Z1 | 574554 | |
| | F 32 45° (PR-2B) | Z1 | 574556 | |
| | H 16* | | 570320 | |
| | H 20* | | 570350 | |
| | H 26* | | 570370 | |
| | H 32 | | 570380 | |
| | TH 14* | | 570455 | |
| | TH 16* | | 570460 | |
| | TH 17* | | 570462 | |
| | TH 20* | | 570470 | |
| | TH 26* | | 570475 | |
| | TH 32 | | 570480 | |
| | TH 40 | | 570485 | |
| | TH 50 (PZ-S) | | 572400 | |
| | TH 63 (PZ-S) | | 572405 | |
| | TH 16 45° (PR-2B) | Z1 | 574558 | |
| | TH 20 45° (PR-2B) | Z1 | 574560 | |
| | TH 26 45° (PR-2B) | Z1 | 574562 | |
| TH 32 45° (PR-2B) | Z1 | 574564 | | |
| U 16* | | 570765 | | |
| U 20* | | 570775 | | |
| U 32 | | 570785 | | |
| VP 16* | | 570910 | | |
| VP 20* | | 570915 | | |
| VP 25 | | 570920 | | |
| R | | | | |
| Raccorderie Metalliche aesPRES ¹⁾ | M 15 | | 570110 | |
| | M 18 | | 570120 | |
| | M 22 | | 570130 | |
| | M 28 | | 570140 | |
| | M 35 | | 570150 | |
| | M 42 (PR-3S) | Z2 | 572706 | |
| | M 54 (PR-3S) | Z2 | 572708 | |
| | M 15 45° (PR-2B) | Z1 | 574522 | |
| | M 18 45° (PR-2B) | Z1 | 574524 | |
| | M 22 45° (PR-2B) | Z1 | 574526 | |
| | M 28 45° (PR-2B) | Z1 | 574528 | |
| | M 35 45° (PR-2B) | Z1 | 574530 | |
| | Raccorderie Metalliche inoxPRES ¹⁾ | M 15 | | 570110 |
| | | M 18 | | 570120 |
| M 22 | | | 570130 | |
| M 28 | | | 570140 | |
| M 35 | | | 570150 | |
| M 42 (PR-3S) | | Z2 | 572706 | |
| M 54 (PR-3S) | | Z2 | 572708 | |
| M 76,1 XL (PR-3S) ¹⁾ | | Z7 XL 45 kN ¹⁾ | 579101 | |
| M 88,9 G XL (PR-3S) ¹⁾ | | Z7 XL 45 kN ¹⁾ | 579110 | |
| M 108,0 G XL (PR-3S) ¹⁾ | | Z7 XL 45 kN ¹⁾ | 579111 | |
| M 15 45° (PR-2B) | | Z1 | 574522 | |
| M 18 45° (PR-2B) | | Z1 | 574524 | |
| M 22 45° (PR-2B) | | Z1 | 574526 | |
| M 28 45° (PR-2B) | | Z1 | 574528 | |
| M 35 45° (PR-2B) | Z1 | 574530 | | |
| Raccorderie Metalliche MARINEPRES ¹⁾ | M 15 | | 570110 | |
| | M 18 | | 570120 | |
| | M 22 | | 570130 | |
| | M 28 | | 570140 | |
| | M 35 | | 570150 | |
| | M 42 (PR-3S) | Z2 | 572706 | |
| | M 54 (PR-3S) | Z2 | 572708 | |
| | M 76,1 XL (PR-3S) ¹⁾ | Z7 XL 45 kN ¹⁾ | 579101 | |
| | M 88,9 G XL (PR-3S) ¹⁾ | Z7 XL 45 kN ¹⁾ | 579110 | |
| | M 108,0 G XL (PR-3S) ¹⁾ | Z7 XL 45 kN ¹⁾ | 579111 | |
| | M 15 45° (PR-2B) | Z1 | 574522 | |
| | M 18 45° (PR-2B) | Z1 | 574524 | |
| | M 22 45° (PR-2B) | Z1 | 574526 | |
| | M 28 45° (PR-2B) | Z1 | 574528 | |
| M 35 45° (PR-2B) | Z1 | 574530 | | |

| System | Pressing tongs / pressing rings | Driven by adapter tongs | Art.-No. | |
|--|------------------------------------|---------------------------|----------|--------|
| Raccorderie Metalliche steelPRES ¹⁾ | M 15 | | 570110 | |
| | M 18 | | 570120 | |
| | M 22 | | 570130 | |
| | M 28 | | 570140 | |
| | M 35 | | 570150 | |
| | M 42 (PR-3S) | Z2 | 572706 | |
| | M 54 (PR-3S) | Z2 | 572708 | |
| | M 76,1 XL (PR-3S) ¹⁾ | Z7 XL 45 kN ¹⁾ | 579101 | |
| | M 88,9 G XL (PR-3S) ¹⁾ | Z7 XL 45 kN ¹⁾ | 579110 | |
| | M 108,0 G XL (PR-3S) ¹⁾ | Z7 XL 45 kN ¹⁾ | 579111 | |
| | M 15 45° (PR-2B) | Z1 | 574522 | |
| | M 18 45° (PR-2B) | Z1 | 574524 | |
| | M 22 45° (PR-2B) | Z1 | 574526 | |
| | M 28 45° (PR-2B) | Z1 | 574528 | |
| | M 35 45° (PR-2B) | Z1 | 574530 | |
| | RBM Tita-fix | B 14* | | 570845 |
| | | B 16* | | 570850 |
| | | B 18* | | 570855 |
| | | B 20* | | 570860 |
| B 26 | | | 570870 | |
| F 16* | | | 570717 | |
| F 18* | | | 570720 | |
| F 20* | | | 570727 | |
| F 16 45° (PR-2B) | | Z1 | 574550 | |
| F 20 45° (PR-2B) | | Z1 | 574552 | |
| H 14* | | | 570310 | |
| H 16* | | | 570320 | |
| H 18* | | | 570340 | |
| H 20* | | | 570350 | |
| H 26* | | | 570370 | |
| H 32 | | | 570380 | |
| TH 14* | | | 570455 | |
| TH 16* | | | 570460 | |
| TH 18* | | | 570465 | |
| TH 20* | | | 570470 | |
| TH 26* | | | 570475 | |
| TH 32 | | | 570480 | |
| TH 40 | | | 570485 | |
| TH 50 (PZ-S) | | 572400 | | |
| TH 63 (PZ-S) | | 572405 | | |
| TH 16 45° (PR-2B) | Z1 | 574558 | | |
| TH 20 45° (PR-2B) | Z1 | 574560 | | |
| TH 26 45° (PR-2B) | Z1 | 574562 | | |
| TH 32 45° (PR-2B) | Z1 | 574564 | | |
| U 14* | | 570760 | | |
| U 16* | | 570765 | | |
| U 18* | | 570770 | | |
| U 20* | | 570775 | | |
| RBM Tita-gas ¹⁾ | TH 16* | | 570460 | |
| | TH 20* | | 570470 | |
| | TH 26* | | 570475 | |
| | TH 32 | | 570480 | |
| | TH 16 45° (PR-2B) | Z1 | 574558 | |
| | TH 20 45° (PR-2B) | Z1 | 574560 | |
| | TH 26 45° (PR-2B) | Z1 | 574562 | |
| | TH 32 45° (PR-2B) | Z1 | 574564 | |
| Redi Nicoll Fluxo | TH 14* | | 570455 | |
| | TH 16* | | 570460 | |
| | TH 18* | | 570465 | |
| | TH 20* | | 570470 | |
| | TH 26* | | 570475 | |
| | TH 32 | | 570480 | |
| | TH 40 | | 570485 | |
| | TH 50 (PZ-S) | | 572400 | |
| | TH 63 (PZ-S) | | 572405 | |
| | THz 75 (PR-3B) | Z4 | 572829 | |
| Redi Nicoll Fluxo Gas ¹⁾ | TH 16* | | 570460 | |
| | TH 20* | | 570470 | |
| | TH 26* | | 570475 | |
| RIFENG U PRESS FITTING (F5) | U 14* | | 570760 | |
| | U 16* | | 570765 | |
| | U 18* | | 570770 | |
| | U 20* | | 570775 | |
| | U 25* | | 570780 | |
| | U 32 | | 570785 | |
| | U 40 | | 570790 | |
| | U 50 | | 570795 | |
| U 63 (PZ-S) | | 572365 | | |
| U 63 (PR-3B) | Z4 | 572837 | | |
| U 75 (PR-3B) | Z4 | 572828 | | |
| RIFENG TH PRESS FITTING (F9) | TH 16* | | 570460 | |
| | TH 20* | | 570470 | |
| | TH 25* | | 570495 | |
| | TH 26* | | 570475 | |
| | TH 32 | | 570480 | |
| | TH 40 | | 570485 | |
| RIQUIER A SERTIR | TH 50 (PZ-S) | | 572400 | |
| | TH 63 (PZ-S) | | 572405 | |
| | RfZ 12* | | 571320 | |
| | RfZ 16* | | 571325 | |
| Roth PressCheck | RfZ 20* | | 571330 | |
| | RfZ 25 | | 571335 | |
| | RN 14* | | 572672 | |
| | RN 16 | | 572670 | |
| | RN 17* | | 572674 | |
| RN 20* | | 572676 | | |
| RN 25/26 | | 572678 | | |
| RN 32 | | 572680 | | |
| RN 40 (PR-3S) | Z2 | 572714 | | |
| RN 50 (PR-3S) | Z2 | 572716 | | |
| RNz 63 (PR-3B) | Z4 | 572836 | | |
| Roth Ibérica Rothapress | TH 16* | | 570460 | |
| | TH 18* | | 570465 | |
| | TH 20* | | 570470 | |
| | TH 25* | | 570495 | |
| | TH 32 | | 570480 | |
| | TH 40 | | 570485 | |
| | TH 50 (PZ-S) | | 572400 | |
| | TH 63 (PZ-S) | | 572405 | |
| | TH 16 45° (PR-2B) | Z1 | 574558 | |
| TH 20 45° (PR-2B) | Z1 | 574560 | | |
| TH 32 45° (PR-2B) | Z1 | 574564 | | |
| Rubinetterie Bresciane Bonomi TURBO CuNi | M 15 | | 570110 | |
| | M 18 | | 570120 | |
| | M 22 | | 570130 | |
| | M 28 | | 570140 | |
| | M 35 | | 570150 | |
| | M 42 (PR-3S) | Z2 | 572706 | |
| M 54 (PR-3S) | Z2 | 572708 | | |
| M 76,1 XL (PR-3S) | Z7 XL 45 kN ¹⁾ | 579101 | | |
| M 88,9 G XL (PR-3S) ¹⁾ | Z7 XL 45 kN ¹⁾ | 579110 | | |
| M 108,0 G XL (PR-3S) ¹⁾ | Z7 XL 45 kN ¹⁾ | 579111 | | |
| M 15 45° (PR-2B) | Z1 | 574522 | | |
| M 18 45° (PR-2B) | Z1 | 574524 | | |
| M 22 45° (PR-2B) | Z1 | 574526 | | |
| M 28 45° (PR-2B) | Z1 | 574528 | | |
| M 35 45° (PR-2B) | Z1 | 574530 | | |

REMS pressing tongs

REMS pressing rings

Accessories for REMS radial presses (except for REMS Mini-Press) and suitable radial presses of other makes

| System | Pressing tongs / pressing rings | Driven by adapter tongs | Art.-No. |
|------------------------------|---------------------------------|--|----------|
| Rubinetterie | M 15 | | 570110 |
| Bresciane | M 18 | | 570120 |
| Bonomi | M 22 | | 570130 |
| TURBO INOX | M 28 | | 570140 |
| | M 35 | | 570150 |
| | M 42 (PR-3S) | Z2 | 572706 |
| | M 54 (PR-3S) | Z2 | 572708 |
| | M 76.1 XL (PR-3S) | Z6 XL ³⁾ / Z7 XL 45kN ⁴⁾ | 579101 |
| | M 88.9 G XL (PR-3S) | Z6 XL ³⁾ / Z7 XL 45kN ⁴⁾ | 579110 |
| | M 108.0 G XL (PR-3S) | Z6 XL ³⁾ / Z7 XL 45kN ⁴⁾ | 579111 |
| | M 15 45° (PR-2B) | Z1 | 574522 |
| | M 18 45° (PR-2B) | Z1 | 574524 |
| | M 22 45° (PR-2B) | Z1 | 574526 |
| | M 28 45° (PR-2B) | Z1 | 574528 |
| | M 35 45° (PR-2B) | Z1 | 574530 |
| Rubinetterie | M 15 | | 570110 |
| Bresciane | M 18 | | 570120 |
| Bonomi | M 22 | | 570130 |
| TURBO INOX GAS ⁹⁾ | M 28 | | 570140 |
| | M 35 | | 570150 |
| | M 42 (PR-3S) | Z2 | 572706 |
| | M 54 (PR-3S) | Z2 | 572708 |
| | M 15 45° (PR-2B) | Z1 | 574522 |
| | M 18 45° (PR-2B) | Z1 | 574524 |
| | M 22 45° (PR-2B) | Z1 | 574526 |
| | M 28 45° (PR-2B) | Z1 | 574528 |
| | M 35 45° (PR-2B) | Z1 | 574530 |
| Rubinetterie | M 15 | | 570110 |
| Bresciane | M 18 | | 570120 |
| Bonomi | M 22 | | 570130 |
| TURBO STEEL | M 28 | | 570140 |
| | M 35 | | 570150 |
| | M 42 (PR-3S) | Z2 | 572706 |
| | M 54 (PR-3S) | Z2 | 572708 |
| | M 76.1 XL (PR-3S) | Z6 XL ³⁾ / Z7 XL 45kN ⁴⁾ | 579101 |
| | M 88.9 G XL (PR-3S) | Z6 XL ³⁾ / Z7 XL 45kN ⁴⁾ | 579110 |
| | M 108.0 G XL (PR-3S) | Z6 XL ³⁾ / Z7 XL 45kN ⁴⁾ | 579111 |
| | M 15 45° (PR-2B) | Z1 | 574522 |
| | M 18 45° (PR-2B) | Z1 | 574524 |
| | M 22 45° (PR-2B) | Z1 | 574526 |
| | M 28 45° (PR-2B) | Z1 | 574528 |
| | M 35 45° (PR-2B) | Z1 | 574530 |
| Rubinetterie | B 14* | | 570845 |
| Bresciane | B 16* | | 570850 |
| Bonomi | B 18* | | 570855 |
| TURBO PRESS | B 20* | | 570860 |
| | B 26 | | 570870 |
| | B 32 | | 570880 |
| | H 14* | | 570310 |
| | H 16* | | 570320 |
| | H 18* | | 570340 |
| | H 20* | | 570350 |
| | H 26* | | 570370 |
| | H 32 | | 570380 |
| | TH 14* | | 570455 |
| | TH 16* | | 570460 |
| | TH 18* | | 570465 |
| | TH 20* | | 570470 |
| | TH 26* | | 570475 |
| | TH 32 | | 570480 |
| | TH 40 | | 570485 |
| | TH 50 (PZ-S) | | 572400 |
| | TH 63 (PZ-S) | | 572405 |
| | TH 16 45° (PR-2B) | Z1 | 574558 |
| | TH 20 45° (PR-2B) | Z1 | 574560 |
| | TH 26 45° (PR-2B) | Z1 | 574562 |
| | TH 32 45° (PR-2B) | Z1 | 574564 |
| | U 14* | | 570760 |
| | U 16* | | 570765 |
| | U 18* | | 570770 |
| | U 20* | | 570775 |
| | C 26* | | 570750 |
| | U 32 | | 570785 |
| Rubinetterie | TH 16* | | 570460 |
| Bresciane | TH 20* | | 570470 |
| Bonomi | TH 26* | | 570475 |
| TURBO PRESS | TH 32 | | 570480 |
| GAS ⁹⁾ | TH 16 45° (PR-2B) | Z1 | 574558 |
| | TH 20 45° (PR-2B) | Z1 | 574560 |
| | TH 26 45° (PR-2B) | Z1 | 574562 |
| | TH 32 45° (PR-2B) | Z1 | 574564 |

| System | Pressing tongs / pressing rings | Driven by adapter tongs | Art.-No. |
|---|---------------------------------|-------------------------|----------|
| S | | | |
| Sa.MI plastic | TH 14* | | 570455 |
| | TH 16* | | 570460 |
| | TH 18* | | 570465 |
| | TH 20* | | 570470 |
| | TH 26* | | 570475 |
| | TH 32 | | 570480 |
| | TH 40 | | 570485 |
| | TH 50 (PZ-S) | | 572400 |
| | TH 63 (PZ-S) | | 572405 |
| | TH 16 45° (PR-2B) | Z1 | 574558 |
| | TH 20 45° (PR-2B) | Z1 | 574560 |
| | TH 26 45° (PR-2B) | Z1 | 574562 |
| | TH 32 45° (PR-2B) | Z1 | 574564 |
| Sa.MI plastic Multistrato Gas ⁹⁾ | TH 16* | | 570460 |
| | TH 20* | | 570470 |
| | TH 26* | | 570475 |
| | TH 32 | | 570480 |
| | TH 16 45° (PR-2B) | Z1 | 574558 |
| | TH 20 45° (PR-2B) | Z1 | 574560 |
| | TH 26 45° (PR-2B) | Z1 | 574562 |
| | TH 32 45° (PR-2B) | Z1 | 574564 |
| SANHA 3fit-Press Pb-free Serie 25000 | B 16* | | 570850 |
| | B 20* | | 570860 |
| | B 26 | | 570870 |
| | B 32 | | 570880 |
| | F 16* | | 570717 |
| | F 20* | | 570727 |
| | F 26* | | 570730 |
| | F 32 | | 570735 |
| | Fz 40 | | 570742 |
| | Fz 50 | | 570747 |
| | F 63 (PZ-S) | | 572385 |
| | F 16 45° (PR-2B) | Z1 | 574550 |
| | F 20 45° (PR-2B) | Z1 | 574552 |
| | F 26 45° (PR-2B) | Z1 | 574554 |
| | F 32 45° (PR-2B) | Z1 | 574556 |
| | H 16* | | 570320 |
| | H 20* | | 570350 |
| | H 26* | | 570370 |
| | H 32 | | 570380 |
| | H 40 (PZ-4G) | | 570390 |
| | TH 16* | | 570460 |
| | TH 20* | | 570470 |
| | TH 26* | | 570475 |
| | TH 32 | | 570480 |
| | TH 40 | | 570485 |
| | TH 50 (PZ-S) | | 572400 |
| | TH 63 (PZ-S) | | 572405 |
| | TH 16 45° (PR-2B) | Z1 | 574558 |
| | TH 20 45° (PR-2B) | Z1 | 574560 |
| | TH 26 45° (PR-2B) | Z1 | 574562 |
| | TH 32 45° (PR-2B) | Z1 | 574564 |
| | U 16* | | 570765 |
| | U 20* | | 570775 |
| | C 26* | | 570750 |
| | U 32 | | 570785 |
| SANHA 3fit-Press PPSU Serie 35000 | B 16* | | 570850 |
| | B 20* | | 570860 |
| | B 26 | | 570870 |
| | B 32 | | 570880 |
| | F 16* | | 570717 |
| | F 20* | | 570727 |
| | F 26* | | 570730 |
| | F 32 | | 570735 |
| | F 16 45° (PR-2B) | Z1 | 574550 |
| | F 20 45° (PR-2B) | Z1 | 574552 |
| | F 26 45° (PR-2B) | Z1 | 574554 |
| | F 32 45° (PR-2B) | Z1 | 574556 |
| | H 16* | | 570320 |
| | H 20* | | 570350 |
| | H 26* | | 570370 |
| | H 32 | | 570380 |
| | TH 16* | | 570460 |
| | TH 20* | | 570470 |
| | TH 26* | | 570475 |
| | TH 32 | | 570480 |
| | TH 40 | | 570485 |
| | TH 50 (PZ-S) | | 572400 |
| | TH 63 (PZ-S) | | 572405 |
| | TH 16 45° (PR-2B) | Z1 | 574558 |
| | TH 20 45° (PR-2B) | Z1 | 574560 |
| | TH 26 45° (PR-2B) | Z1 | 574562 |
| | TH 32 45° (PR-2B) | Z1 | 574564 |
| | U 16* | | 570765 |
| | U 20* | | 570775 |
| | C 26* | | 570750 |
| | U 32 | | 570785 |

* These pressing tongs also fit the manual radial press REMS Eco-Press. Observe the national regulations.

- 1) Only pressing tongs from designation "108" (1st quarter of 2008), "208" (2nd quarter of 2008) etc. can be used. The designation is stamped on every pressing jaw.
- 2) For this pressfitting system producing a pressing joint with manual radial presses is not permitted.
- 3) Driven by REMS Power-Press XL ACC.
- 4) Driven by REMS Akku-Press XL 45 kN 22V ACC.
- 5) For taking suitable pressing inserts.
- 6) Press fittings made of red bronze (Sanpress XL) must be pressed with pressing rings with press contour VR, copper fittings (Profipress XL, Profipress G XL), carbon steel (Prestabo XL) and stainless steel fittings (Sanpress Inox XL, Sanpress Inox G XL) with pressing rings with press contour VF.
- 7) Use pressing rings labelled "M 88.9 G" or "M 108 G" on the three pressing segments for gas installations.
- 8) For making press joints for operating pressure ≤ PN 10.
- 9) Pressfitting systems for gas installations must only be pressed with pressing tongs/pressing rings which are highlighted in yellow. Observe the national regulations.

The suitability of REMS pressing tools for pressfitting systems: Date 21.10.2021. For the updated situation regarding suitability status check our website: www.rems.de > Downloads > Product catalogues, brochures > REMS Catalogue.

See page 222 for adapter tongs. Pressing tongs/pressing rings for additional pressfitting systems on request.

REMS pressing tongs REMS pressing rings

Accessories for REMS radial presses (except for REMS Mini-Press)
and suitable radial presses of other makes

| System | Pressing tongs / pressing rings | Driven by adapter tongs | Art.-No. | |
|---|---|---|----------|--------|
| SANHA-NiroSan Gas Presssystem Serie 17000 ⁹⁾ | SA 15 | | 570935 | |
| | SA 18 | | 570940 | |
| | SA 22 | | 570945 | |
| | SA 28 | | 570950 | |
| | SA 35 | | 570955 | |
| | M 15 | | 570110 | |
| | M 18 | | 570120 | |
| | M 22 | | 570130 | |
| | M 28 | | 570140 | |
| | M 35 | | 570150 | |
| | M 42 (PR-3S) | Z2 | 572706 | |
| | M 54 (PR-3S) | Z2 | 572708 | |
| | M 76,1 XL (PR-3S) | Z7 XL 45 kN ⁴⁾ | 579101 | |
| | M 88,9 G XL (PR-3S) ⁷⁾ | Z7 XL 45 kN ⁴⁾ | 579110 | |
| | M 108,0 G XL (PR-3S) ⁷⁾ | Z7 XL 45 kN ⁴⁾ | 579111 | |
| | M 15 45° (PR-2B) | Z1 | 574522 | |
| | M 18 45° (PR-2B) | Z1 | 574524 | |
| | M 22 45° (PR-2B) | Z1 | 574526 | |
| | M 28 45° (PR-2B) | Z1 | 574528 | |
| | M 35 45° (PR-2B) | Z1 | 574530 | |
| | V 15 | | 570115 | |
| | V 18 | | 570125 | |
| | V 22 | | 570135 | |
| | V 28 | | 570145 | |
| | V 35 | | 570155 | |
| | V 42 | | 570165 | |
| | V 42 (PR-2B) | Z2 | 572850 | |
| | V 54 | | 570175 | |
| | V 54 (PR-2B) | Z2 | 572851 | |
| | V 15 45° (PR-2B) | Z1 | 574504 | |
| | V 18 45° (PR-2B) | Z1 | 574506 | |
| | V 22 45° (PR-2B) | Z1 | 574508 | |
| | V 28 45° (PR-2B) | Z1 | 574510 | |
| | V 35 45° (PR-2B) | Z1 | 574512 | |
| | SANHA-NiroSan Industry Presssystem Serie 18000 | SA 15 | | 570935 |
| | | SA 18 | | 570940 |
| SA 22 | | | 570945 | |
| SA 28 | | | 570950 | |
| SA 35 | | | 570955 | |
| M 15 | | | 570110 | |
| M 18 | | | 570120 | |
| M 22 | | | 570130 | |
| M 28 | | | 570140 | |
| M 35 | | | 570150 | |
| M 42 (PR-3S) | | Z2 | 572706 | |
| M 54 (PR-3S) | | Z2 | 572708 | |
| XP 64,0 XL (PR-3S) | | Z6 XL ³⁾ / Z7 XL 45 kN ⁴⁾ | 579100 | |
| M 76,1 XL (PR-3S) | | Z6 XL ³⁾ / Z7 XL 45 kN ⁴⁾ | 579101 | |
| M 88,9 G XL (PR-3S) | | Z6 XL ³⁾ / Z7 XL 45 kN ⁴⁾ | 579110 | |
| M 108,0 G XL (PR-3S) | | Z6 XL ³⁾ / Z7 XL 45 kN ⁴⁾ | 579111 | |
| M 15 45° (PR-2B) | | Z1 | 574522 | |
| M 18 45° (PR-2B) | | Z1 | 574524 | |
| M 22 45° (PR-2B) | | Z1 | 574526 | |
| M 28 45° (PR-2B) | | Z1 | 574528 | |
| M 35 45° (PR-2B) | | Z1 | 574530 | |
| V 15 | | | 570115 | |
| V 18 | | | 570125 | |
| V 22 | | | 570135 | |
| V 28 | | | 570145 | |
| V 35 | | | 570155 | |
| V 42 | | | 570165 | |
| V 42 (PR-2B) | | Z2 | 572850 | |
| V 54 | | | 570175 | |
| V 54 (PR-2B) | | Z2 | 572851 | |
| V 15 45° (PR-2B) | | Z1 | 574504 | |
| V 18 45° (PR-2B) | | Z1 | 574506 | |
| V 22 45° (PR-2B) | | Z1 | 574508 | |
| V 28 45° (PR-2B) | | Z1 | 574510 | |
| V 35 45° (PR-2B) | | Z1 | 574512 | |
| SANHA-NiroSan- Presssystem Serie 9000 | | SA 15 | | 570935 |
| | SA 18 | | 570940 | |
| | SA 22 | | 570945 | |
| | SA 28 | | 570950 | |
| | SA 35 | | 570955 | |
| | M 15 | | 570110 | |
| | M 18 | | 570120 | |
| | M 22 | | 570130 | |
| | M 28 | | 570140 | |
| | M 35 | | 570150 | |
| | M 42 (PR-3S) | Z2 | 572706 | |
| | M 54 (PR-3S) | Z2 | 572708 | |
| | XP 64,0 XL (PR-3S) | Z6 XL ³⁾ / Z7 XL 45 kN ⁴⁾ | 579100 | |
| | M 76,1 XL (PR-3S) | Z6 XL ³⁾ / Z7 XL 45 kN ⁴⁾ | 579101 | |
| | M 88,9 G XL (PR-3S) | Z6 XL ³⁾ / Z7 XL 45 kN ⁴⁾ | 579110 | |
| | M 108,0 G XL (PR-3S) | Z6 XL ³⁾ / Z7 XL 45 kN ⁴⁾ | 579111 | |
| | M 15 45° (PR-2B) | Z1 | 574522 | |
| | M 18 45° (PR-2B) | Z1 | 574524 | |
| | M 22 45° (PR-2B) | Z1 | 574526 | |
| | M 28 45° (PR-2B) | Z1 | 574528 | |
| | M 35 45° (PR-2B) | Z1 | 574530 | |
| | V 15 | | 570115 | |
| | V 18 | | 570125 | |
| | V 22 | | 570135 | |
| | V 28 | | 570145 | |
| | V 35 | | 570155 | |
| | V 42 | | 570165 | |
| | V 42 (PR-2B) | Z2 | 572850 | |
| | V 54 | | 570175 | |
| | V 54 (PR-2B) | Z2 | 572851 | |
| | V 15 45° (PR-2B) | Z1 | 574504 | |
| | V 18 45° (PR-2B) | Z1 | 574506 | |
| | V 22 45° (PR-2B) | Z1 | 574508 | |
| | V 28 45° (PR-2B) | Z1 | 574510 | |
| | V 35 45° (PR-2B) | Z1 | 574512 | |

| System | Pressing tongs / pressing rings | Driven by adapter tongs | Art.-No. | |
|---|------------------------------------|---|----------|--------|
| SANHA-NiroSan SF Presssystem Serie 19000 (silicone free) | SA 15 | | 570935 | |
| | SA 18 | | 570940 | |
| | SA 22 | | 570945 | |
| | SA 28 | | 570950 | |
| | SA 35 | | 570955 | |
| | M 15 | | 570110 | |
| | M 18 | | 570120 | |
| | M 22 | | 570130 | |
| | M 28 | | 570140 | |
| | M 35 | | 570150 | |
| | M 42 (PR-3S) | Z2 | 572706 | |
| | M 54 (PR-3S) | Z2 | 572708 | |
| | M 76,1 XL (PR-3S) | Z6 XL ³⁾ / Z7 XL 45 kN ⁴⁾ | 579101 | |
| | M 88,9 G XL (PR-3S) | Z6 XL ³⁾ / Z7 XL 45 kN ⁴⁾ | 579110 | |
| | M 108,0 G XL (PR-3S) | Z6 XL ³⁾ / Z7 XL 45 kN ⁴⁾ | 579111 | |
| | M 15 45° (PR-2B) | Z1 | 574522 | |
| | M 18 45° (PR-2B) | Z1 | 574524 | |
| | M 22 45° (PR-2B) | Z1 | 574526 | |
| | M 28 45° (PR-2B) | Z1 | 574528 | |
| | M 35 45° (PR-2B) | Z1 | 574530 | |
| | V 15 | | 570115 | |
| | V 18 | | 570125 | |
| | V 22 | | 570135 | |
| | V 28 | | 570145 | |
| | V 35 | | 570155 | |
| | V 42 | | 570165 | |
| | V 42 (PR-2B) | Z2 | 572850 | |
| | V 54 | | 570175 | |
| | V 54 (PR-2B) | Z2 | 572851 | |
| | V 15 45° (PR-2B) | Z1 | 574504 | |
| | V 18 45° (PR-2B) | Z1 | 574506 | |
| | V 22 45° (PR-2B) | Z1 | 574508 | |
| | V 28 45° (PR-2B) | Z1 | 574510 | |
| | V 35 45° (PR-2B) | Z1 | 574512 | |
| | SANHA NiroTherm Serie 91000 | SA 15 | | 570935 |
| | | SA 18 | | 570940 |
| SA 22 | | | 570945 | |
| SA 28 | | | 570950 | |
| SA 35 | | | 570955 | |
| M 15 | | | 570110 | |
| M 18 | | | 570120 | |
| M 22 | | | 570130 | |
| M 28 | | | 570140 | |
| M 35 | | | 570150 | |
| M 42 (PR-3S) | | Z2 | 572706 | |
| M 54 (PR-3S) | | Z2 | 572708 | |
| M 76,1 XL (PR-3S) | | Z6 XL ³⁾ / Z7 XL 45 kN ⁴⁾ | 579101 | |
| M 88,9 G XL (PR-3S) | | Z6 XL ³⁾ / Z7 XL 45 kN ⁴⁾ | 579110 | |
| M 108,0 G XL (PR-3S) | | Z6 XL ³⁾ / Z7 XL 45 kN ⁴⁾ | 579111 | |
| M 15 45° (PR-2B) | | Z1 | 574522 | |
| M 18 45° (PR-2B) | | Z1 | 574524 | |
| M 22 45° (PR-2B) | | Z1 | 574526 | |
| M 28 45° (PR-2B) | | Z1 | 574528 | |
| M 35 45° (PR-2B) | | Z1 | 574530 | |
| V 15 | | | 570115 | |
| V 18 | | | 570125 | |
| V 22 | | | 570135 | |
| V 28 | | | 570145 | |
| V 35 | | | 570155 | |
| V 42 | | | 570165 | |
| V 42 (PR-2B) | | Z2 | 572850 | |
| V 54 | | | 570175 | |
| V 54 (PR-2B) | | Z2 | 572851 | |
| V 15 45° (PR-2B) | | Z1 | 574504 | |
| V 18 45° (PR-2B) | | Z1 | 574506 | |
| V 22 45° (PR-2B) | | Z1 | 574508 | |
| V 28 45° (PR-2B) | | Z1 | 574510 | |
| V 35 45° (PR-2B) | | Z1 | 574512 | |
| SANHA NiroTherm Industry Serie 98000 | | SA 15 | | 570935 |
| | | SA 18 | | 570940 |
| | SA 22 | | 570945 | |
| | SA 28 | | 570950 | |
| | SA 35 | | 570955 | |
| | M 15 | | 570110 | |
| | M 18 | | 570120 | |
| | M 22 | | 570130 | |
| | M 28 | | 570140 | |
| | M 35 | | 570150 | |
| | M 42 (PR-3S) | Z2 | 572706 | |
| | M 54 (PR-3S) | Z2 | 572708 | |
| | M 76,1 XL (PR-3S) | Z6 XL ³⁾ / Z7 XL 45 kN ⁴⁾ | 579101 | |
| | M 88,9 G XL (PR-3S) | Z6 XL ³⁾ / Z7 XL 45 kN ⁴⁾ | 579110 | |
| | M 108,0 G XL (PR-3S) | Z6 XL ³⁾ / Z7 XL 45 kN ⁴⁾ | 579111 | |
| | M 15 45° (PR-2B) | Z1 | 574522 | |
| | M 18 45° (PR-2B) | Z1 | 574524 | |
| | M 22 45° (PR-2B) | Z1 | 574526 | |
| | M 28 45° (PR-2B) | Z1 | 574528 | |
| | M 35 45° (PR-2B) | Z1 | 574530 | |
| | V 15 | | 570115 | |
| | V 18 | | 570125 | |
| | V 22 | | 570135 | |
| | V 28 | | 570145 | |
| | V 35 | | 570155 | |
| | V 42 | | 570165 | |
| | V 42 (PR-2B) | Z2 | 572850 | |
| | V 54 | | 570175 | |
| | V 54 (PR-2B) | Z2 | 572851 | |
| | V 15 45° (PR-2B) | Z1 | 574504 | |
| | V 18 45° (PR-2B) | Z1 | 574506 | |
| | V 22 45° (PR-2B) | Z1 | 574508 | |
| | V 28 45° (PR-2B) | Z1 | 574510 | |
| | V 35 45° (PR-2B) | Z1 | 574512 | |

REMS pressing tongs

REMS pressing rings

Accessories for REMS radial presses (except for REMS Mini-Press) and suitable radial presses of other makes

| System | Pressing tongs / pressing rings | Driven by adapter tongs | Art.-No. | System | Pressing tongs / pressing rings | Driven by adapter tongs | Art.-No. |
|--|---------------------------------|-------------------------|----------|--------------------------------------|--|---|---|
| SANHA-Press Chrom Serie 16000 | SA 12 | | 570930 | SANHA-Press Pressfittings Serie 6000 | SA 12 | | 570930 |
| | SA 15 | | 570935 | | SA 14 | | 570932 |
| | SA 18 | | 570940 | | SA 15 | | 570935 |
| | SA 22 | | 570945 | | SA 16 | | 570937 |
| | SA 28 | | 570950 | | SA 18 | | 570940 |
| | M 12 | | 570100 | | SA 22 | | 570945 |
| | M 15 | | 570110 | | SA 28 | | 570950 |
| | M 18 | | 570120 | | SA 35 | | 570955 |
| | M 22 | | 570130 | | M 12 | | 570100 |
| | M 28 | | 570140 | | M 15 | | 570110 |
| | M 12 45° (PR-2B) | Z1 | 574520 | | M 18 | | 570120 |
| | M 15 45° (PR-2B) | Z1 | 574522 | | M 22 | | 570130 |
| | M 18 45° (PR-2B) | Z1 | 574524 | | M 28 | | 570140 |
| | M 22 45° (PR-2B) | Z1 | 574526 | | M 35 | | 570150 |
| | M 28 45° (PR-2B) | Z1 | 574528 | | M 42 (PR-3S) | Z2 | 572706 |
| | V 12 | | 570107 | | M 54 (PR-3S) | Z2 | 572708 |
| | V 15 | | 570115 | | XP 64,0 XL (PR-3S) | Z6 XL ³⁾ / Z7 XL 45 kN ⁴⁾ | 579100 |
| | V 18 | | 570125 | | XP 66,7 XL (PR-3S) | Z6 XL ³⁾ / Z7 XL 45 kN ⁴⁾ | 579108 |
| | V 22 | | 570135 | | M 66,7 XL (PR-3S) | Z6 XL ³⁾ / Z7 XL 45 kN ⁴⁾ | 579107 |
| | V 28 | | 570145 | | M 76,1 XL (PR-3S) | Z6 XL ³⁾ / Z7 XL 45 kN ⁴⁾ | 579101 |
| | V 12 45° (PR-2B) | Z1 | 574502 | | M 12 45° (PR-2B) | Z1 | 574520 |
| | V 15 45° (PR-2B) | Z1 | 574504 | | M 15 45° (PR-2B) | Z1 | 574522 |
| | V 18 45° (PR-2B) | Z1 | 574506 | | M 18 45° (PR-2B) | Z1 | 574524 |
| | V 22 45° (PR-2B) | Z1 | 574508 | | M 22 45° (PR-2B) | Z1 | 574526 |
| | V 28 45° (PR-2B) | Z1 | 574510 | | M 28 45° (PR-2B) | Z1 | 574528 |
| | | | | | M 35 45° (PR-2B) | Z1 | 574530 |
| SANHA-Press GAS Pressfittings Serie 10000/ Serie 11000 ¹⁾ | SA 12 | | 570930 | | V 12 | | 570107 |
| | SA 14 | | 570932 | | V 14 | | 570112 |
| | SA 15 | | 570935 | | VG 14 | | 570132 |
| | SA 16 | | 570937 | | V 15 | | 570115 |
| | SA 18 | | 570940 | | V 16 | | 570117 |
| | SA 22 | | 570945 | | VG 16 | | 570137 |
| | SA 28 | | 570950 | | V 18 | | 570125 |
| | SA 35 | | 570955 | | V 22 | | 570135 |
| | M 12 | | 570100 | | V 28 | | 570145 |
| | M 15 | | 570110 | | V 35 | | 570155 |
| | M 18 | | 570120 | | V 42 | | 570165 |
| | M 22 | | 570130 | | V 42 (PR-2B) | Z2 | 572850 |
| | M 28 | | 570140 | | V 54 | | 570175 |
| | M 35 | | 570150 | | V 54 (PR-2B) | Z2 | 572851 |
| | M 42 (PR-3S) | Z2 | 572706 | | V 12 45° (PR-2B) | Z1 | 574502 |
| | M 54 (PR-3S) | Z2 | 572708 | | VG 14 45° (PR-2B) | Z1 | 574536 |
| | M 12 45° (PR-2B) | Z1 | 574520 | | V 15 45° (PR-2B) | Z1 | 574504 |
| | M 15 45° (PR-2B) | Z1 | 574522 | | VG 16 45° (PR-2B) | Z1 | 574538 |
| | M 18 45° (PR-2B) | Z1 | 574524 | | V 18 45° (PR-2B) | Z1 | 574506 |
| | M 22 45° (PR-2B) | Z1 | 574526 | | V 22 45° (PR-2B) | Z1 | 574508 |
| | M 28 45° (PR-2B) | Z1 | 574528 | | V 28 45° (PR-2B) | Z1 | 574510 |
| | M 35 45° (PR-2B) | Z1 | 574530 | | V 35 45° (PR-2B) | Z1 | 574512 |
| | V 12 | | 570107 | | | | |
| | V 14 | | 570112 | | SANHA-Press SOLAR Pressfittings Serie 12000/ Serie 13000 | SA 12 | 570930 |
| | VG 14 | | 570132 | | | SA 15 | 570935 |
| | V 15 | | 570115 | | | SA 18 | 570940 |
| | V 16 | | 570117 | | | SA 22 | 570945 |
| | VG 16 | | 570137 | | | SA 28 | 570950 |
| | V 18 | | 570125 | | | SA 35 | 570955 |
| | V 22 | | 570135 | | | M 12 | 570100 |
| | V 28 | | 570145 | | | M 15 | 570110 |
| | V 35 | | 570155 | | | M 18 | 570120 |
| | V 42 | | 570165 | | | M 22 | 570130 |
| | V 42 (PR-2B) | Z2 | 572850 | | | M 28 | 570140 |
| | V 54 | | 570175 | | | M 35 | 570150 |
| | V 54 (PR-2B) | Z2 | 572851 | | | M 42 (PR-3S) | Z2 |
| | V 12 45° (PR-2B) | Z1 | 574502 | | | M 54 (PR-3S) | Z2 |
| | VG 14 45° (PR-2B) | Z1 | 574536 | | | XP 64,0 XL (PR-3S) | Z6 XL ³⁾ / Z7 XL 45 kN ⁴⁾ |
| | V 15 45° (PR-2B) | Z1 | 574504 | | | XP 66,7 XL (PR-3S) | Z6 XL ³⁾ / Z7 XL 45 kN ⁴⁾ |
| | VG 16 45° (PR-2B) | Z1 | 574538 | | | M 66,7 XL (PR-3S) | Z6 XL ³⁾ / Z7 XL 45 kN ⁴⁾ |
| | V 18 45° (PR-2B) | Z1 | 574506 | | | M 76,1 XL (PR-3S) | Z6 XL ³⁾ / Z7 XL 45 kN ⁴⁾ |
| | V 22 45° (PR-2B) | Z1 | 574508 | | | M 12 45° (PR-2B) | Z1 |
| | V 28 45° (PR-2B) | Z1 | 574510 | | | M 15 45° (PR-2B) | Z1 |
| | V 35 45° (PR-2B) | Z1 | 574512 | | | M 18 45° (PR-2B) | Z1 |
| | | | | | | M 22 45° (PR-2B) | Z1 |
| | | | | | | M 28 45° (PR-2B) | Z1 |
| | | | | | | M 35 45° (PR-2B) | Z1 |
| | | | | | | V 12 | 570107 |
| | | | | | | V 15 | 570115 |
| | | | | | | V 18 | 570125 |
| | | | | | | V 22 | 570135 |
| | | | | | | V 28 | 570145 |
| | | | | | | V 35 | 570155 |
| | | | | | | V 42 | 570165 |
| | | | | | | V 42 (PR-2B) | Z2 |
| | | | | | | V 54 | 570175 |
| | | | | | | V 54 (PR-2B) | Z2 |
| | | | | | | V 12 45° (PR-2B) | Z1 |
| | | | | | | V 15 45° (PR-2B) | Z1 |
| | | | | | | V 18 45° (PR-2B) | Z1 |
| | | | | | | V 22 45° (PR-2B) | Z1 |
| | | | | | | V 28 45° (PR-2B) | Z1 |
| | | | | | | V 35 45° (PR-2B) | Z1 |

* These pressing tongs also fit the manual radial press REMS Eco-Press. Observe the national regulations.

- 1) Only pressing tongs from designation "108" (1st quarter of 2008), "208" (2nd quarter of 2008) etc. can be used. The designation is stamped on every pressing jaw.
- 2) For this pressfitting system producing a pressing joint with manual radial presses is not permitted.
- 3) Driven by REMS Power-Press XL ACC.
- 4) Driven by REMS Akku-Press XL 45 kN 22 V ACC.
- 5) For taking suitable pressing inserts.
- 6) Press fittings made of red bronze (Sanpress XL) must be pressed with pressing rings with press contour VR, copper fittings (Profipress XL, Profipress G XL), carbon steel (Prestabo XL) and stainless steel fittings (Sanpress Inox XL, Sanpress Inox G XL) with pressing rings with press contour VF.
- 7) Use pressing rings labelled "M 88.9 G" or "M 108 G" on the three pressing segments for gas installations.
- 8) For making press joints for operating pressure ≤ PN 10.
- 9) Pressfitting systems for gas installations must only be pressed with pressing tongs/pressing rings which are highlighted in yellow. Observe the national regulations.

The suitability of REMS pressing tools for pressfitting systems: Date 21.10.2021. For the updated situation regarding suitability status check our website: www.rems.de > Downloads > Product catalogues, brochures > REMS Catalogue.

See page 222 for adapter tongs. Pressing tongs/pressing rings for additional pressfitting systems on request.

REMS pressing tongs REMS pressing rings

Accessories for REMS radial presses (except for REMS Mini-Press)
and suitable radial presses of other makes

| System | Pressing tongs / pressing rings | Driven by adapter tongs | Art.-No. | |
|----------------------------------|---------------------------------|---|----------|--------|
| SANHA PURAPRESS Serie 8000 | SA 12 | | 570930 | |
| | SA 14 | | 570932 | |
| | SA 15 | | 570935 | |
| | SA 16 | | 570937 | |
| | SA 18 | | 570940 | |
| | SA 22 | | 570945 | |
| | SA 28 | | 570950 | |
| | SA 35 | | 570955 | |
| | M 12 | | 570100 | |
| | M 15 ¹⁾ | | 570110 | |
| | M 18 ¹⁾ | | 570120 | |
| | M 22 ¹⁾ | | 570130 | |
| | M 28 ¹⁾ | | 570140 | |
| | M 35 ¹⁾ | | 570150 | |
| | M 42 (PR-3S) | Z2 | 572706 | |
| | M 54 (PR-3S) | Z2 | 572708 | |
| | XP 66,7 XL (PR-3S) | Z6 XL ³⁾ / Z7 XL 45 kN ⁴⁾ | 579100 | |
| | XP 66,7 XL (PR-3S) | Z6 XL ³⁾ / Z7 XL 45 kN ⁴⁾ | 579108 | |
| | M 66,7 XL (PR-3S) | Z6 XL ³⁾ / Z7 XL 45 kN ⁴⁾ | 579107 | |
| | M 76,1 XL (PR-3S) | Z6 XL ³⁾ / Z7 XL 45 kN ⁴⁾ | 579101 | |
| | M 88,9 G XL (PR-3S) | Z6 XL ³⁾ / Z7 XL 45 kN ⁴⁾ | 579110 | |
| | M 108,0 G XL (PR-3S) | Z6 XL ³⁾ / Z7 XL 45 kN ⁴⁾ | 579111 | |
| | M 12 45° (PR-2B) | Z1 | 574520 | |
| | M 15 45° (PR-2B) | Z1 | 574522 | |
| | M 18 45° (PR-2B) | Z1 | 574524 | |
| | M 22 45° (PR-2B) | Z1 | 574526 | |
| | M 28 45° (PR-2B) | Z1 | 574528 | |
| | M 35 45° (PR-2B) | Z1 | 574530 | |
| | V 12 | | 570107 | |
| | V 14 | | 570112 | |
| | V 6 14 | | 570132 | |
| | V 15 | | 570115 | |
| | V 16 | | 570117 | |
| | V 6 16 | | 570137 | |
| | V 18 | | 570125 | |
| | V 22 | | 570135 | |
| | V 28 | | 570145 | |
| | V 35 | | 570155 | |
| | V 42 | | 570165 | |
| | V 42 (PR-2B) | Z2 | 572850 | |
| | V 54 | | 570175 | |
| | V 54 (PR-2B) | Z2 | 572851 | |
| | V 12 45° (PR-2B) | Z1 | 574502 | |
| | V 6 14 45° (PR-2B) | Z1 | 574536 | |
| | V 15 45° (PR-2B) | Z1 | 574504 | |
| | V 6 16 45° (PR-2B) | Z1 | 574538 | |
| | V 18 45° (PR-2B) | Z1 | 574506 | |
| | V 22 45° (PR-2B) | Z1 | 574508 | |
| | V 28 45° (PR-2B) | Z1 | 574510 | |
| | V 35 45° (PR-2B) | Z1 | 574512 | |
| | SANHA-Therm Serie 24000 | SA 12 | | 570930 |
| | | SA 15 | | 570935 |
| | | SA 18 | | 570940 |
| | | SA 22 | | 570945 |
| | | SA 28 | | 570950 |
| | | SA 35 | | 570955 |
| | | M 12 | | 570100 |
| M 15 | | | 570110 | |
| M 18 | | | 570120 | |
| M 22 | | | 570130 | |
| M 28 | | | 570140 | |
| M 35 | | | 570150 | |
| M 42 (PR-3S) | | Z2 | 572706 | |
| M 54 (PR-3S) | | Z2 | 572708 | |
| XP 66,7 XL (PR-3S) | | Z6 XL ³⁾ / Z7 XL 45 kN ⁴⁾ | 579108 | |
| M 66,7 XL (PR-3S) | | Z6 XL ³⁾ / Z7 XL 45 kN ⁴⁾ | 579107 | |
| M 76,1 XL (PR-3S) | | Z6 XL ³⁾ / Z7 XL 45 kN ⁴⁾ | 579101 | |
| M 88,9 G XL (PR-3S) | | Z6 XL ³⁾ / Z7 XL 45 kN ⁴⁾ | 579110 | |
| M 108,0 G XL (PR-3S) | | Z6 XL ³⁾ / Z7 XL 45 kN ⁴⁾ | 579111 | |
| M 12 45° (PR-2B) | | Z1 | 574520 | |
| M 15 45° (PR-2B) | | Z1 | 574522 | |
| M 18 45° (PR-2B) | | Z1 | 574524 | |
| M 22 45° (PR-2B) | | Z1 | 574526 | |
| M 28 45° (PR-2B) | | Z1 | 574528 | |
| M 35 45° (PR-2B) | | Z1 | 574530 | |
| V 12 | | | 570107 | |
| V 15 | | | 570115 | |
| V 18 | | | 570125 | |
| V 22 | | | 570135 | |
| V 28 | | | 570145 | |
| V 35 | | | 570155 | |
| V 42 | | | 570165 | |
| V 42 (PR-2B) | | Z2 | 572850 | |
| V 54 | | | 570175 | |
| V 54 (PR-2B) | Z2 | 572851 | | |
| V 12 45° (PR-2B) | Z1 | 574502 | | |
| V 15 45° (PR-2B) | Z1 | 574504 | | |
| V 18 45° (PR-2B) | Z1 | 574506 | | |
| V 22 45° (PR-2B) | Z1 | 574508 | | |
| V 28 45° (PR-2B) | Z1 | 574510 | | |
| V 35 45° (PR-2B) | Z1 | 574512 | | |

| System | Pressing tongs / pressing rings | Driven by adapter tongs | Art.-No. | |
|--|---------------------------------|---|----------|--------|
| SANHA-Therm Industry Serie 28000 | SA 12 | | 570930 | |
| | SA 15 | | 570935 | |
| | SA 18 | | 570940 | |
| | SA 22 | | 570945 | |
| | SA 28 | | 570950 | |
| | SA 35 | | 570955 | |
| | M 12 | | 570100 | |
| | M 15 | | 570110 | |
| | M 18 | | 570120 | |
| | M 22 | | 570130 | |
| | M 28 | | 570140 | |
| | M 35 | | 570150 | |
| | M 42 (PR-3S) | Z2 | 572706 | |
| | M 54 (PR-3S) | Z2 | 572708 | |
| | XP 66,7 XL (PR-3S) | Z6 XL ³⁾ / Z7 XL 45 kN ⁴⁾ | 579108 | |
| | M 66,7 XL (PR-3S) | Z6 XL ³⁾ / Z7 XL 45 kN ⁴⁾ | 579107 | |
| | M 76,1 XL (PR-3S) | Z6 XL ³⁾ / Z7 XL 45 kN ⁴⁾ | 579101 | |
| | M 88,9 G XL (PR-3S) | Z6 XL ³⁾ / Z7 XL 45 kN ⁴⁾ | 579110 | |
| | M 108,0 G XL (PR-3S) | Z6 XL ³⁾ / Z7 XL 45 kN ⁴⁾ | 579111 | |
| | M 12 45° (PR-2B) | Z1 | 574520 | |
| | M 15 45° (PR-2B) | Z1 | 574522 | |
| | M 18 45° (PR-2B) | Z1 | 574524 | |
| | M 22 45° (PR-2B) | Z1 | 574526 | |
| | M 28 45° (PR-2B) | Z1 | 574528 | |
| | M 35 45° (PR-2B) | Z1 | 574530 | |
| | V 12 | | 570107 | |
| | V 15 | | 570115 | |
| | V 18 | | 570125 | |
| | V 22 | | 570135 | |
| | V 28 | | 570145 | |
| | V 35 | | 570155 | |
| | V 42 | | 570165 | |
| | V 42 (PR-2B) | Z2 | 572850 | |
| | V 54 | | 570175 | |
| | V 54 (PR-2B) | Z2 | 572851 | |
| | V 12 45° (PR-2B) | Z1 | 574502 | |
| | V 15 45° (PR-2B) | Z1 | 574504 | |
| | V 18 45° (PR-2B) | Z1 | 574506 | |
| | V 22 45° (PR-2B) | Z1 | 574508 | |
| | V 28 45° (PR-2B) | Z1 | 574510 | |
| | V 35 45° (PR-2B) | Z1 | 574512 | |
| | SANITOP PERMATUBO INOX | M 15 | | 570110 |
| | | M 18 ¹⁾ | | 570120 |
| | | M 22 | | 570130 |
| M 28 ¹⁾ | | | 570140 | |
| M 35 | | | 570150 | |
| M 35 (PR-3S) | | Z2 | 572727 | |
| M 42 (PZ-4G) | | | 570160 | |
| SANPRO THPRESS | M 54 (PZ-4G) | | 570170 | |
| | M 42 (PR-3S) | Z2 | 572706 | |
| | M 54 (PR-3S) | Z2 | 572708 | |
| | M 76,1 XL (PR-3S) | Z6 XL ³⁾ / Z7 XL 45 kN ⁴⁾ | 579101 | |
| | M 88,9 G XL (PR-3S) | Z6 XL ³⁾ / Z7 XL 45 kN ⁴⁾ | 579110 | |
| | M 108,0 G XL (PR-3S) | Z6 XL ³⁾ / Z7 XL 45 kN ⁴⁾ | 579111 | |
| | M 15 45° (PR-2B) | Z1 | 574522 | |
| | M 18 45° (PR-2B) | Z1 | 574524 | |
| | M 22 45° (PR-2B) | Z1 | 574526 | |
| | M 28 45° (PR-2B) | Z1 | 574528 | |
| | M 35 45° (PR-2B) | Z1 | 574530 | |
| SATEC SK VITerm | TH 16* | | 570460 | |
| | TH 18* | | 570465 | |
| | TH 20* | | 570470 | |
| | TH 26* | | 570475 | |
| | TH 32 | | 570480 | |
| | TH 32 | | 570480 | |
| SAVEUR REFLEX PEX Water | TH 16* | | 570460 | |
| | TH 20* | | 570470 | |
| | TH 25* | | 570495 | |
| | TH 32 | | 570480 | |
| | TH 32 | | 570480 | |
| SAVEUR REFLEX PEX-AL-PEX Gas ²⁾ | TH 16* | | 570460 | |
| | TH 20* | | 570470 | |
| | TH 25* | | 570495 | |
| | TH 32 | | 570480 | |
| Schütz duo-flex tri-o-flex | TH 14* | | 570455 | |
| | TH 16* | | 570460 | |
| | TH 17* | | 570462 | |
| | TH 20* | | 570470 | |
| TH 25* | | 570495 | | |

REMS pressing tongs

REMS pressing rings

Accessories for REMS radial presses (except for REMS Mini-Press) and suitable radial presses of other makes

| System | Pressing tongs/ pressing rings | Driven by adapter tongs | Art.-No. | System | Pressing tongs/ pressing rings | Driven by adapter tongs | Art.-No. |
|---|---|----------------------------|------------------|--|---|---|----------|
| Schwer Fittings AQUAPress | M 12 | | 570100 | Seppelfricke VSH XPress C-Stahl | M 12 | | 570100 |
| | M 15 | | 570110 | | M 15 | | 570110 |
| | M 18 | | 570120 | | M 18 ¹⁾ | | 570120 |
| | M 22 | | 570130 | | M 22 | | 570130 |
| | M 28 | | 570140 | | M 28 ¹⁾ | | 570140 |
| | M 35 | | 570150 | | M 35 | | 570150 |
| | M 42 (PZ-4G) | | 570160 | | M 42 (PZ-4G) | | 570160 |
| | M 54 (PZ-4G) | | 570170 | | M 54 (PZ-4G) | | 570170 |
| | M 12 45° (PR-2B) | Z1 | 574520 | | M 42 (PR-3S) | Z2 | 572706 |
| | M 15 45° (PR-2B) | Z1 | 574522 | | M 54 (PR-3S) | Z2 | 572708 |
| | M 18 45° (PR-2B) | Z1 | 574524 | | M 76,1 XL (PR-3S) | Z6 XL ³⁾ / Z7 XL 45 kN ⁴⁾ | 579101 |
| | M 22 45° (PR-2B) | Z1 | 574526 | | M 12 45° (PR-2B) | Z1 | 574520 |
| | M 28 45° (PR-2B) | Z1 | 574528 | | M 15 45° (PR-2B) | Z1 | 574522 |
| | M 35 45° (PR-2B) | Z1 | 574530 | | M 18 45° (PR-2B) | Z1 | 574524 |
| | | | | | M 22 45° (PR-2B) | Z1 | 574526 |
| | | | | | M 28 45° (PR-2B) | Z1 | 574528 |
| | | | M 35 45° (PR-2B) | Z1 | 574530 | | |
| Seppelfricke VSH SudoPress C-Stahl Visu-Control | V 12 | | 570107 | Seppelfricke VSH XPress Edelstahl | M 15 | | 570110 |
| | V 15 | | 570115 | | M 18 ¹⁾ | | 570120 |
| | V 18 | | 570125 | | M 22 | | 570130 |
| | V 22 | | 570135 | | M 28 ¹⁾ | | 570140 |
| | V 28 | | 570145 | | M 35 | | 570150 |
| | V 35 | | 570155 | | M 42 (PZ-4G) | | 570160 |
| | V 42 | | 570165 | | M 54 (PZ-4G) | | 570170 |
| | V 54 | | 570175 | | M 42 (PR-3S) | Z2 | 572706 |
| | V 12 45° (PR-2B) | Z1 | 574502 | | M 54 (PR-3S) | Z2 | 572708 |
| | V 15 45° (PR-2B) | Z1 | 574504 | | M 76,1 XL (PR-3S) | Z6 XL ³⁾ / Z7 XL 45 kN ⁴⁾ | 579101 |
| | V 18 45° (PR-2B) | Z1 | 574506 | | M 15 45° (PR-2B) | Z1 | 574522 |
| | V 22 45° (PR-2B) | Z1 | 574508 | | M 18 45° (PR-2B) | Z1 | 574524 |
| | V 28 45° (PR-2B) | Z1 | 574510 | | M 22 45° (PR-2B) | Z1 | 574526 |
| | V 35 45° (PR-2B) | Z1 | 574512 | | M 28 45° (PR-2B) | Z1 | 574528 |
| | | | | | M 35 45° (PR-2B) | Z1 | 574530 |
| | Seppelfricke VSH SudoPress Edelstahl Visu-Control | V 12 | | | 570107 | Seppelfricke VSH XPress Kupfer | M 12 |
| V 15 | | | 570115 | M 15 | | | 570110 |
| V 18 | | | 570125 | M 18 ¹⁾ | | | 570120 |
| V 22 | | | 570135 | M 22 | | | 570130 |
| V 28 | | | 570145 | M 28 ¹⁾ | | | 570140 |
| V 35 | | | 570155 | M 35 | | | 570150 |
| V 42 | | | 570165 | M 42 (PR-3S) | Z2 | | 572706 |
| V 54 | | | 570175 | M 54 (PR-3S) | Z2 | | 572708 |
| V 12 45° (PR-2B) | | Z1 | 574502 | XP 64,0 XL (PR-3S) | Z6 XL ³⁾ / Z7 XL 45 kN ⁴⁾ | | 579100 |
| V 15 45° (PR-2B) | | Z1 | 574504 | XP 66,7 XL (PR-3S) | Z6 XL ³⁾ / Z7 XL 45 kN ⁴⁾ | | 579108 |
| V 18 45° (PR-2B) | | Z1 | 574506 | M 76,1 XL (PR-3S) | Z6 XL ³⁾ / Z7 XL 45 kN ⁴⁾ | | 579101 |
| V 22 45° (PR-2B) | | Z1 | 574508 | XP 108,0 XL (PR-3S) | Z6 XL ³⁾ / Z7 XL 45 kN ⁴⁾ | | 579109 |
| V 28 45° (PR-2B) | | Z1 | 574510 | M 12 45° (PR-2B) | Z1 | | 574520 |
| V 35 45° (PR-2B) | | Z1 | 574512 | M 15 45° (PR-2B) | Z1 | | 574522 |
| | | | | M 18 45° (PR-2B) | Z1 | | 574524 |
| | | | | M 22 45° (PR-2B) | Z1 | | 574526 |
| | | | M 28 45° (PR-2B) | Z1 | 574528 | | |
| | | | M 35 45° (PR-2B) | Z1 | 574530 | | |
| Seppelfricke VSH SudoPress Kupfer Gas ⁵⁾ Visu-Control ⁶⁾ | V 12 | | 570107 | Seppelfricke VSH XPress Kupfer Gas ⁵⁾ | M 15 | | 570110 |
| | V 15 | | 570115 | | M 18 ¹⁾ | | 570120 |
| | V 18 | | 570125 | | M 22 | | 570130 |
| | V 22 | | 570135 | | M 28 ¹⁾ | | 570140 |
| | V 28 | | 570145 | | M 35 | | 570150 |
| | V 35 | | 570155 | | M 42 (PR-3S) | Z2 | 572706 |
| | V 42 | | 570165 | | M 54 (PR-3S) | Z2 | 572708 |
| | V 54 | | 570175 | | | | |
| | V 12 45° (PR-2B) | Z1 | 574502 | | | | |
| | V 15 45° (PR-2B) | Z1 | 574504 | | | | |
| | V 18 45° (PR-2B) | Z1 | 574506 | | | | |
| | V 22 45° (PR-2B) | Z1 | 574508 | | | | |
| | V 28 45° (PR-2B) | Z1 | 574510 | | | | |
| | V 35 45° (PR-2B) | Z1 | 574512 | | | | |
| | | | | | | | |
| | | | | | | | |
| Seppelfricke VSH SudoPress Kupfer Solar Visu-Control | V 15 | | 570115 | SESTA SESTA GAS ⁹⁾ | TH 14* | | 570455 |
| | V 18 | | 570125 | | TH 16* | | 570460 |
| | V 22 | | 570135 | | TH 20* | | 570470 |
| | V 28 | | 570145 | | TH 26* | | 570475 |
| | V 35 | | 570155 | | TH 32 | | 570480 |
| | V 42 | | 570165 | | | | |
| | V 54 | | 570175 | | | | |
| | V 12 45° (PR-2B) | Z1 | 574502 | | | | |
| | V 15 45° (PR-2B) | Z1 | 574504 | | | | |
| | V 18 45° (PR-2B) | Z1 | 574506 | | | | |
| | V 22 45° (PR-2B) | Z1 | 574508 | | | | |
| | V 28 45° (PR-2B) | Z1 | 574510 | | | | |
| | V 35 45° (PR-2B) | Z1 | 574512 | | | | |
| | | | | | | | |
| | | | | | | | |
| | Seppelfricke VSH SudoPress Kupfer Solar Visu-Control | V 15 | | | 570115 | SESTA Sistema multistrato | H 16* |
| V 18 | | | 570125 | H 20* | | | 570350 |
| V 22 | | | 570135 | TH 14* | | | 570455 |
| V 15 45° (PR-2B) | | Z1 | 574504 | TH 16* | | | 570460 |
| V 18 45° (PR-2B) | | Z1 | 574506 | TH 18* | | | 570465 |
| V 22 45° (PR-2B) | | Z1 | 574508 | TH 20* | | | 570470 |
| V 28 45° (PR-2B) | | Z1 | 574510 | TH 26* | | | 570475 |
| | | | TH 32 | | 570480 | | |
| | | | TH 40 | | 570485 | | |
| | | | TH 50 (PZ-S) | | 572400 | | |
| | | | TH 63 (PZ-S) | | 572405 | | |
| | | | U 16* | | 570765 | | |
| | | | U 20* | | 570775 | | |

* These pressing tongs also fit the manual radial press REMS Eco-Press. Observe the national regulations.

- 1) Only pressing tongs from designation "108" (1st quarter of 2008), "208" (2nd quarter of 2008) etc. can be used. The designation is stamped on every pressing jaw.
- 2) For this pressfitting system producing a pressing joint with manual radial presses is not permitted.
- 3) Driven by REMS Power-Press XL ACC.
- 4) Driven by REMS Akku-Press XL 45 kN 22V ACC.
- 5) For taking suitable pressing inserts.
- 6) Press fittings made of red bronze (Sanpress XL) must be pressed with pressing rings with press contour VR, copper fittings (Profipress XL, Profipress G XL), carbon steel (Prestabo XL) and stainless steel fittings (Sanpress Inox XL, Sanpress Inox G XL) with pressing rings with press contour VF.
- 7) Use pressing rings labelled "M 88.9 G" or "M 108 G" on the three pressing segments for gas installations.
- 8) For making press joints for operating pressure \leq PN 10.
- 9) Pressfitting systems for gas installations must only be pressed with pressing tongs/pressing rings which are highlighted in yellow. Observe the national regulations.

The suitability of REMS pressing tools for pressfitting systems: Date 21.10.2021. For the updated situation regarding suitability status check our website: www.rems.de > Downloads > Product catalogues, brochures > REMS Catalogue. See page 222 for adapter tongs. Pressing tongs/pressing rings for additional pressfitting systems on request.

REMS pressing tongs REMS pressing rings

Accessories for REMS radial presses (except for REMS Mini-Press) and suitable radial presses of other makes

| System | Pressing tongs / pressing rings | Driven by adapter tongs | Art.-No. | |
|---|---------------------------------|-------------------------|----------|--------|
| SIGMA LI Premium | TH 16* | | 570460 | |
| | TH 20* | | 570470 | |
| | TH 25* | | 570495 | |
| | TH 32 | | 570480 | |
| | TH 16 45° (PR-2B) | Z1 | 574558 | |
| | TH 20 45° (PR-2B) | Z1 | 574560 | |
| | TH 32 45° (PR-2B) | Z1 | 574564 | |
| | U 16* | | 570765 | |
| | U 20* | | 570775 | |
| | U 25* | | 570780 | |
| | U 32 | | 570785 | |
| | SLOVARM PEX-THERM | U 16* | | 570765 |
| | | U 20* | | 570775 |
| H 26* | | | 570370 | |
| U 32 | | | 570785 | |
| H 16* | | | 570320 | |
| H 20* | | | 570350 | |
| H 26* | | | 570370 | |
| H 32 | | | 570380 | |
| STANDARD HIDRAULICA MultiStandard | | H 16* | | 570320 |
| | | H 20* | | 570350 |
| | H 25* | | 570360 | |
| | H 32 | | 570380 | |
| | Rfz 16* | | 571325 | |
| | Rfz 20* | | 571330 | |
| | Rfz 25 | | 571335 | |
| | Rfz 32 | | 571340 | |
| | TH 16* | | 570460 | |
| | TH 20* | | 570470 | |
| | TH 25* | | 570495 | |
| | TH 32 | | 570480 | |
| | TH 16 45° (PR-2B) | Z1 | 574558 | |
| | TH 20 45° (PR-2B) | Z1 | 574560 | |
| | TH 32 45° (PR-2B) | Z1 | 574564 | |
| | U 16* | | 570765 | |
| | U 18* | | 570770 | |
| | U 20* | | 570775 | |
| | U 25* | | 570780 | |
| | U 32 | | 570785 | |
| | U 40 | | 570790 | |
| | U 50 | | 570795 | |
| | U 63 (PR-3B) | Z4 | 572837 | |
| U 63 (PZ-S) | | 572365 | | |
| STELBI Polikraft | H 16* | | 570320 | |
| | H 20* | | 570350 | |
| | H 26* | | 570370 | |
| | TH 16* | | 570460 | |
| | TH 20* | | 570470 | |
| | TH 26* | | 570475 | |
| | TH 32 | | 570480 | |
| | TH 40 | | 570485 | |
| | TH 50 (PZ-S) | | 572400 | |
| | TH 63 (PZ-S) | | 572405 | |
| | TH 16 45° (PR-2B) | Z1 | 574558 | |
| | TH 20 45° (PR-2B) | Z1 | 574560 | |
| | TH 26 45° (PR-2B) | Z1 | 574564 | |
| | TH 32 45° (PR-2B) | Z1 | 574564 | |
| | U 16* | | 570765 | |
| | U 20* | | 570775 | |
| STELBI Stelgas ⁹⁾ | TH 16* | | 570460 | |
| | TH 20* | | 570470 | |
| | TH 26* | | 570475 | |
| | TH 16 45° (PR-2B) | Z1 | 574558 | |
| | TH 20 45° (PR-2B) | Z1 | 574560 | |
| | TH 26 45° (PR-2B) | Z1 | 574564 | |
| STH Westco COPPER PRESS | M 15 | | 570110 | |
| | M 22 | | 570130 | |
| | M 28 ⁹⁾ | | 570140 | |
| | M 35 | | 570150 | |
| | M 42 (PR-3S) | Z2 | 572706 | |
| | M 54 (PR-3S) | Z2 | 572708 | |
| | M 15 45° (PR-2B) | Z1 | 574522 | |
| | M 22 45° (PR-2B) | Z1 | 574526 | |
| | M 28 45° (PR-2B) | Z1 | 574528 | |
| | M 35 45° (PR-2B) | Z1 | 574530 | |
| | TDM BRASS Serie 1600 | H 16* | | 570320 |
| H 18* | | | 570340 | |
| H 20* | | | 570350 | |
| H 25* | | | 570360 | |
| H 26* | | | 570370 | |
| H 32 | | | 570380 | |
| TH 16* | | | 570460 | |
| TH 18* | | | 570465 | |
| TH 20* | | | 570470 | |
| TH 25* | | | 570495 | |
| TH 26* | | | 570475 | |
| THL 32 | | | 570487 | |
| TH 40 | | | 570485 | |
| TH 50 (PZ-S) | | | 572400 | |
| TH 63 (PZ-S) | | | 572405 | |
| TH 16 45° (PR-2B) | | Z1 | 574558 | |
| TH 20 45° (PR-2B) | | Z1 | 574560 | |
| TH 26 45° (PR-2B) | | Z1 | 574564 | |
| U 16* | | | 570765 | |
| U 18* | | | 570770 | |
| U 20* | | | 570775 | |
| U 25* | | | 570780 | |
| C 26* | | | 570750 | |
| U 32 | | | 570785 | |

| System | Pressing tongs / pressing rings | Driven by adapter tongs | Art.-No. | |
|---|---|-------------------------|----------|--------|
| TDM BRASS Serie 2600 | H 16* | | 570320 | |
| | H 18* | | 570340 | |
| | H 20* | | 570350 | |
| | H 25* | | 570360 | |
| | H 26* | | 570370 | |
| | H 32 | | 570380 | |
| | TH 16* | | 570460 | |
| | TH 18* | | 570465 | |
| | TH 20* | | 570470 | |
| | TH 25* | | 570495 | |
| | TH 26* | | 570475 | |
| | THL 32 | | 570487 | |
| | TH 50 (PZ-S) | | 572400 | |
| | TH 63 (PZ-S) | | 572405 | |
| | TH 16 45° (PR-2B) | Z1 | 574558 | |
| | TH 20 45° (PR-2B) | Z1 | 574560 | |
| | TH 26 45° (PR-2B) | Z1 | 574564 | |
| | U 16* | | 570765 | |
| | U 18* | | 570770 | |
| | U 20* | | 570775 | |
| | U 25* | | 570780 | |
| | C 26* | | 570750 | |
| | U 32 | | 570785 | |
| | TDM BRASS Serie 1700 gas ⁹⁾ | TH 16* | | 570460 |
| | | TH 20* | | 570470 |
| TH 26* | | | 570475 | |
| THL 32 | | | 570487 | |
| TH 16 45° (PR-2B) | | Z1 | 574558 | |
| TH 20 45° (PR-2B) | | Z1 | 574560 | |
| TH 26 45° (PR-2B) | Z1 | 574564 | | |
| TermoConcept TC-PRESS | Basic E01 ⁹⁾ | | 571855 | |
| THERMOLUTZ | H 14* | | 570310 | |
| | H 16* | | 570320 | |
| | TH 20* | | 570470 | |
| TE-SA | TH 14* | | 570455 | |
| | TH 16* | | 570460 | |
| TE-SA press serie 800 | TH 18* | | 570465 | |
| | TH 20* | | 570470 | |
| | TH 26* | | 570475 | |
| | TH 32 | | 570480 | |
| | TH 40 | | 570485 | |
| | TH 50 (PZ-S) | | 572400 | |
| | TH 63 (PZ-S) | | 572405 | |
| | TH 16 45° (PR-2B) | Z1 | 574558 | |
| | TH 20 45° (PR-2B) | Z1 | 574560 | |
| | TH 26 45° (PR-2B) | Z1 | 574564 | |
| | TH 32 45° (PR-2B) | Z1 | 574564 | |
| THERMACOME ACOPEX ALU | H 16* | | 570320 | |
| | H 20* | | 570350 | |
| | H 26* | | 570370 | |
| | H 32 | | 570380 | |
| | TH 16* | | 570460 | |
| | TH 20* | | 570470 | |
| | TH 26* | | 570475 | |
| | TH 32 | | 570480 | |
| | U 16* | | 570765 | |
| | U 20* | | 570775 | |
| U 32 | | 570785 | | |
| TIEMME AL-COBRAPEX Serie 1650 | TH 14* | | 570455 | |
| | TH 16* | | 570460 | |
| | TH 18* | | 570465 | |
| | TH 20* | | 570470 | |
| | TH 25* | | 570495 | |
| | TH 26* | | 570475 | |
| | THL 32 | | 570487 | |
| | TH 40 | | 570485 | |
| | TH 50 (PZ-S) | | 572400 | |
| | TH 63 (PZ-S) | | 572405 | |
| | THz 75 (PR-3B) | Z4 | 572829 | |
| | TH 16 45° (PR-2B) | Z1 | 574558 | |
| | TH 20 45° (PR-2B) | Z1 | 574560 | |
| TH 26 45° (PR-2B) | Z1 | 574564 | | |
| TIEMME Serie 1700 PE-X a pressare | Rfz 12* | | 571320 | |
| | Rfz 16* | | 571325 | |
| | Rfz 20* | | 571330 | |
| | Rfz 25 | | 571335 | |
| | Rfz 32 | | 571340 | |
| TIEMME TIEMME Gas ⁹⁾ | TH 16* | | 570460 | |
| | TH 20* | | 570470 | |
| | TH 26* | | 570475 | |
| | THL 32 | | 570487 | |
| | TH 16 45° (PR-2B) | Z1 | 574558 | |
| | TH 20 45° (PR-2B) | Z1 | 574560 | |
| TH 26 45° (PR-2B) | Z1 | 574564 | | |
| TIGRE ALPEX GÁS ⁹⁾ | TH 16* | | 570460 | |
| | TH 20* | | 570470 | |
| | TH 26* | | 570475 | |
| | TH 32 | | 570480 | |
| TKM Systemtechnik | TH 14* | | 570455 | |
| | TH 16* | | 570460 | |
| | TH 20* | | 570470 | |
| | TH 26* | | 570475 | |
| | TH 32 | | 570480 | |
| | TH 40 | | 570485 | |
| | TH 50 (PZ-S) | | 572400 | |
| | TH 63 (PZ-S) | | 572405 | |

REMS pressing tongs

REMS pressing rings

Accessories for REMS radial presses (except for REMS Mini-Press) and suitable radial presses of other makes

| System | Pressing tongs / pressing rings | Driven by adapter tongs | Art.-No. |
|--|---------------------------------|-------------------------|----------|
| TRA MULTITRAPRESS | U 16* | | 570765 |
| | U 18* | | 570770 |
| | U 20* | | 570775 |
| | U 25* | | 570780 |
| | U 32 | | 570785 |
| | U 40 | | 570790 |
| | U 50 | | 570795 |
| | U 63 (PR-3B) | Z4 | 572837 |
| | U 63 (PZ-S) | | 572365 |
| TRA TRAPRESS | H 12* | | 570300 |
| | H 16* | | 570320 |
| | H 20* | | 570350 |
| | H 25* | | 570360 |
| | H 32 | | 570380 |
| | RFz 12* | | 571320 |
| | RFz 16* | | 571325 |
| | RFz 20* | | 571330 |
| | RFz 25 | | 571335 |
| | RFz 32 | | 571340 |
| | TradeLink TradePex Crimp Water | K16/P18* | |
| K/20* | | | 572605 |
| K/25* | | | 572610 |
| K32 | | | 572615 |
| K1/40 | | | 572620 |
| TradeLink TradePex Crimp Gas ⁹⁾ | K16/P18* | | 572600 |
| | K/20* | | 572605 |
| | K/25* | | 572610 |
| | K32 | | 572615 |
| | K1/40 | | 572620 |
| TUBIPLAST ITALY MULTILAYER PIPE | TH 16* | | 570460 |
| | TH 18* | | 570465 |
| | TH 20* | | 570470 |
| | TH 26* | | 570475 |
| | TH 32 | | 570480 |
| | TH 40 | | 570485 |
| | TH 50 (PZ-S) | | 572400 |
| | TH 63 (PZ-S) | | 572405 |
| | TH 16 45° (PR-2B) | Z1 | 574558 |
| | TH 20 45° (PR-2B) | Z1 | 574560 |
| | TH 26 45° (PR-2B) | Z1 | 574562 |
| | TH 32 45° (PR-2B) | Z1 | 574564 |
| | H 16* | | 570320 |
| | H 18* | | 570340 |
| | H 20* | | 570350 |
| | H 26* | | 570370 |
| | H 32 | | 570380 |
| | U 16* | | 570765 |
| | U 18* | | 570770 |
| | U 20* | | 570775 |
| C 26* | | 570750 | |
| U 32 | | 570785 | |
| TUBIPLAST ITALY MULTILAYER PIPE GAS SYSTEM ⁹⁾ | TH 16* | | 570460 |
| | TH 18* | | 570465 |
| | TH 20* | | 570470 |
| | TH 26* | | 570475 |
| | TH 32 | | 570480 |
| | TH 16 45° (PR-2B) | Z1 | 574558 |
| | TH 20 45° (PR-2B) | Z1 | 574560 |
| | TH 26 45° (PR-2B) | Z1 | 574562 |
| TH 32 45° (PR-2B) | Z1 | 574564 | |
| TWEETOP | U 16* | | 570765 |
| | U 20* | | 570775 |
| | U 25* | | 570780 |
| | U 32 | | 570785 |
| | U 40 | | 570790 |
| | U 50 | | 570795 |
| | U 63 (PR-3B) | Z4 | 572837 |
| | U 63 (PZ-S) | | 572365 |
| | U 75 (PR-3B) | Z4 | 572828 |

| System | Pressing tongs / pressing rings | Driven by adapter tongs | Art.-No. |
|---------------------------------------|---------------------------------|-------------------------|----------|
| U | | | |
| UNICAL AG MAX-MULTIPEX | U 16* | | 570765 |
| | U 20* | | 570775 |
| | H 26* | | 570370 |
| | C 26* | | 570750 |
| | U 32 | | 570785 |
| UNIDELTA DELTAPRESS | TH 16* | | 570460 |
| | TH 20* | | 570470 |
| | TH 26* | | 570475 |
| | TH 32 | | 570480 |
| | TH 40 | | 570485 |
| | TH 50 (PZ-S) | | 572400 |
| | TH 63 (PZ-S) | | 572405 |
| | TH 16 45° (PR-2B) | Z1 | 574558 |
| | TH 20 45° (PR-2B) | Z1 | 574560 |
| | TH 26 45° (PR-2B) | Z1 | 574562 |
| | TH 32 45° (PR-2B) | Z1 | 574564 |
| | H 16* | | 570320 |
| | H 20* | | 570350 |
| | H 26* | | 570370 |
| | H 32 | | 570380 |
| | H 40 (PZ-4G) | | 570390 |
| | U 16* | | 570765 |
| | U 20* | | 570775 |
| U 32 | | 570785 | |
| U 40 | | 570790 | |
| U 50 | | 570795 | |
| U 63 (PZ-S) | | 572365 | |
| UNIDELTA DELTAPRESS GAS ⁹⁾ | TH 16* | | 570460 |
| | TH 20* | | 570470 |
| | TH 26* | | 570475 |
| | TH 32 | | 570480 |
| | TH 16 45° (PR-2B) | Z1 | 574558 |
| | TH 20 45° (PR-2B) | Z1 | 574560 |
| | TH 26 45° (PR-2B) | Z1 | 574562 |
| | TH 32 45° (PR-2B) | Z1 | 574564 |
| | H 16* | | 570320 |
| | H 20* | | 570350 |
| | H 26* | | 570370 |
| H 32 | | 570380 | |
| U 16* | | 570765 | |
| U 20* | | 570775 | |
| U 32 | | 570785 | |
| Uponor MLC | UP 14* | | 572630 |
| | UP 16* | | 572632 |
| | UP 18* | | 572634 |
| | UP 20* | | 572636 |
| | UP 25 | | 572638 |
| | UP 32 | | 572640 |
| | U 40 | | 570790 |
| | U 50 | | 570795 |
| | U 63 (PR-3B) | Z4 | 572837 |
| | U 63 (PZ-S) | | 572365 |
| U 75 (PR-3B) | Z4 | 572828 | |
| Uponor MLC-D | UP 16* | | 572632 |
| | UP 20* | | 572636 |
| | UP 25 | | 572638 |
| | UP 32 | | 572640 |
| | U 50 | | 570795 |
| Uponor MLC-G ⁹⁾ | UP 20 ²⁾ | | 572636 |
| | UP 25 | | 572638 |
| | UP 32 | | 572640 |
| | U 50 | | 570795 |
| Uponor S-Press PLUS | UP 16* | | 572632 |
| | UP 20* | | 572636 |
| | UP 25 | | 572638 |
| | UP 32 | | 572640 |
| | U 50 | | 570795 |
| Uponor Uni Pipe PLUS | UP 16* | | 572632 |
| | UP 20* | | 572636 |
| | UP 25 | | 572638 |
| UP 32 | | 572640 | |

* These pressing tongs also fit the manual radial press REMS Eco-Press. Observe the national regulations.

- Only pressing tongs from designation "108" (1st quarter of 2008), "208" (2nd quarter of 2008) etc. can be used. The designation is stamped on every pressing jaw.
- For this pressfitting system producing a pressing joint with manual radial presses is not permitted.
- Driven by REMS Power-Press XL ACC.
- Driven by REMS Akku-Press XL 45 kN 22V ACC.
- For taking suitable pressing inserts.
- Press fittings made of red bronze (Sanpress XL) must be pressed with pressing rings with press contour VR, copper fittings (Profipress XL, Profipress G XL), carbon steel (Prestabo XL) and stainless steel fittings (Sanpress Inox XL, Sanpress Inox G XL) with pressing rings with press contour VF.
- Use pressing rings labelled "M 88.9 G" or "M 108 G" on the three pressing segments for gas installations.
- For making press joints for operating pressure ≤ PN 10.
- Pressfitting systems for gas installations must only be pressed with pressing tongs/pressing rings which are highlighted in yellow. Observe the national regulations.

The suitability of REMS pressing tools for pressfitting systems: Date 21.10.2021. For the updated situation regarding suitability status check our website: www.rems.de > Downloads > Product catalogues, brochures > REMS Catalogue.

See page 222 for adapter tongs. Pressing tongs/pressing rings for additional pressfitting systems on request.

REMS pressing tongs REMS pressing rings

Accessories for REMS radial presses (except for REMS Mini-Press)
and suitable radial presses of other makes

| System | Pressing tongs / pressing rings | Driven by adapter tongs | Art.-No. | |
|----------------------------------|------------------------------------|---|----------|--------|
| V | | | | |
| Valsir Bravopress | B 16* | | 570850 | |
| | B 20* | | 570860 | |
| | B 26 | | 570870 | |
| | B 32 | | 570880 | |
| | F 16* | | 570717 | |
| | F 20* | | 570727 | |
| | F 26* | | 570730 | |
| | F 16 45° (PR-2B) | Z1 | 574550 | |
| | F 20 45° (PR-2B) | Z1 | 574552 | |
| | F 26 45° (PR-2B) | Z1 | 574554 | |
| | H 16* | | 570320 | |
| | H 20* | | 570350 | |
| | H 26* | | 570370 | |
| | H 32 | | 570380 | |
| | H 32 V | | 570685 | |
| | TH 16* | | 570460 | |
| | TH 20* | | 570470 | |
| | TH 26* | | 570475 | |
| | TH 32 | | 570480 | |
| | U 16* | | 570765 | |
| | U 20* | | 570775 | |
| | C 26* | | 570750 | |
| | U 32 | | 570785 | |
| | Valsir PEXAL | H 14* | | 570310 |
| | | H 16* | | 570320 |
| | | H 20* | | 570350 |
| | | H 26* | | 570370 |
| | | H 32 | | 570380 |
| | | H 32 V | | 570685 |
| | | TH 16* | | 570460 |
| TH 20* | | | 570470 | |
| TH 26* | | | 570475 | |
| TH 32 | | | 570480 | |
| TH 40 | | | 570485 | |
| TH 50 (PZ-S) | | | 572400 | |
| TH 63 (PZ-S) | | | 572405 | |
| U 16* | | | 570765 | |
| U 20* | | | 570775 | |
| C 26* | | | 570750 | |
| U 32 | | | 570785 | |
| U 40 | | | 570790 | |
| U 50 | | | 570795 | |
| U 63 (PR-3B) | | Z4 | 572837 | |
| U 63 (PZ-S) | | | 572365 | |
| U 75 (PR-3B) | | Z4 | 572828 | |
| Van Marcke NV Tubipex | | TH 16* | | 570460 |
| | | TH 17* | | 570462 |
| | | TH 20* | | 570470 |
| | | TH 26* | | 570475 |
| | | TH 32 | | 570480 |
| | TH 40 | | 570485 | |
| | TH 50 (PZ-S) | | 572400 | |
| | TH 63 (PZ-S) | | 572405 | |
| | THz 75 (PR-3B) | Z4 | 572829 | |
| | TH 16 45° (PR-2B) | Z1 | 574558 | |
| | TH 20 45° (PR-2B) | Z1 | 574560 | |
| | TH 26 45° (PR-2B) | Z1 | 574562 | |
| | TH 32 45° (PR-2B) | Z1 | 574564 | |
| | Van Marcke NV Tubipress | M 12 | | 570100 |
| | | M 15 | | 570110 |
| | | M 18 | | 570120 |
| M 22 | | | 570130 | |
| M 28 | | | 570140 | |
| M 35 | | | 570150 | |
| M 42 (PZ-4G) | | | 570160 | |
| M 54 (PZ-4G) | | | 570170 | |
| M 42 (PR-3S) | | Z2 | 572706 | |
| M 54 (PR-3S) | | Z2 | 572708 | |
| M 76,1 XL (PR-3S) | | Z6 XL ³⁾ / Z7 XL 45 kN ⁴⁾ | 579101 | |
| M 88,9 G XL (PR-3S) | | Z6 XL ³⁾ / Z7 XL 45 kN ⁴⁾ | 579110 | |
| M 108,0 G XL (PR-3S) | | Z6 XL ³⁾ / Z7 XL 45 kN ⁴⁾ | 579111 | |
| M 12 45° (PR-2B) | | Z1 | 574520 | |
| M 15 45° (PR-2B) | | Z1 | 574522 | |
| M 18 45° (PR-2B) | | Z1 | 574524 | |
| M 22 45° (PR-2B) | | Z1 | 574526 | |
| M 28 45° (PR-2B) | Z1 | 574528 | | |
| M 35 45° (PR-2B) | Z1 | 574530 | | |
| Variotherm System TH | TH 11,6* | | 570482 | |
| | TH 16* | | 570460 | |
| | TH 20* | | 570470 | |
| | TH 16 45° (PR-2B) | Z1 | 574558 | |
| TH 20 45° (PR-2B) | Z1 | 574560 | | |
| VESBO VPremium | U 16* | | 570765 | |
| | U 20* | | 570775 | |
| | U 25* | | 570780 | |
| | U 32 | | 570785 | |
| | U 40 | | 570790 | |
| | U 50 | | 570795 | |
| | U 63 (PZ-S) | | 572365 | |
| Viega Fonterra | VX 12* | | 571630 | |
| | VP 14/15* | | 570905 | |
| | VP 16/17* | | 570910 | |
| | VP 20* | | 570915 | |
| | VP 25 | | 570920 | |
| | VMP 3/8" (OD 17,2 mm) | | 571740 | |
| VMP 1/2" (OD 21,3 mm) | | 571762 | | |
| VMPz 3/4" (OD 26,9 mm) | | 571764 | | |
| VMPz 1" (OD 33,7 mm) | | 571767 | | |
| VMPz 1 1/4" (PZ-S) (OD 42,4 mm) | | 572413 | | |
| VMPz 1 1/2" (PR-3B) (OD 48,3 mm) | Z5 | 572844 | | |
| VMPz 2" (PR-3B) (OD 60,3 mm) | Z5 | 572845 | | |

| System | Pressing tongs / pressing rings | Driven by adapter tongs | Art.-No. | |
|----------------------------------|------------------------------------|----------------------------|----------|--------|
| Viega Megapress S | VMP 3/8" (OD 17,2 mm) | | 571740 | |
| | VMP 1/2" (OD 21,3 mm) | | 571762 | |
| | VMPz 3/4" (OD 26,9 mm) | | 571764 | |
| | VMPz 1" (OD 33,7 mm) | | 571767 | |
| | VMPz 1 1/4" (PZ-S) (OD 42,4 mm) | | 572413 | |
| | VMPz 1 1/2" (PR-3B) (OD 48,3 mm) | Z5 | 572844 | |
| VMPz 2" (PR-3B) (OD 60,3 mm) | Z5 | 572845 | | |
| Viega Pexfit | VX 16* | | 571635 | |
| | VX 20* | | 571640 | |
| | VX 25* | | 571645 | |
| Viega Pexfit G ⁹⁾ | VX 16* | | 571635 | |
| | VX 20* | | 571640 | |
| | VX 25* | | 571645 | |
| Viega Prestabo | V 12 | | 570107 | |
| | V 15 | | 570115 | |
| | V 18 | | 570125 | |
| | V 22 | | 570135 | |
| | V 28 | | 570145 | |
| | V 35 | | 570155 | |
| | V 42 | | 570165 | |
| | V 42 (PR-2B) | Z2 | 572850 | |
| | V 54 | | 570175 | |
| | V 54 (PR-2B) | Z2 | 572851 | |
| | Vfz 64,0 (PR-3B) ⁴⁾ | Z5 | 572815 | |
| | Vfz 76,1 (PR-3B) ⁴⁾ | Z5 | 572816 | |
| | Vfz 88,9 (PR-3B) ⁴⁾ | Z5 | 572817 | |
| | Vfz 108,0 (PR-3B) ⁴⁾ | Z5 | 572818 | |
| | V 12 45° (PR-2B) | Z1 | 574502 | |
| | V 15 45° (PR-2B) | Z1 | 574504 | |
| | V 18 45° (PR-2B) | Z1 | 574506 | |
| | V 22 45° (PR-2B) | Z1 | 574508 | |
| | V 28 45° (PR-2B) | Z1 | 574510 | |
| | V 35 45° (PR-2B) | Z1 | 574512 | |
| | Viega Profifress | V 12 | | 570107 |
| | | VG 14 | | 570132 |
| | | V 15 | | 570115 |
| VG 16 | | | 570137 | |
| V 18 | | | 570125 | |
| V 22 | | | 570135 | |
| V 28 | | | 570145 | |
| V 35 | | | 570155 | |
| V 42 | | | 570165 | |
| V 42 (PR-2B) | | Z2 | 572850 | |
| V 54 | | | 570175 | |
| V 54 (PR-2B) | | Z2 | 572851 | |
| Vfz 64,0 (PR-3B) ⁴⁾ | | Z5 | 572815 | |
| Vfz 66,7 (PR-3B) ⁴⁾ | | Z5 | 572846 | |
| Vfz 76,1 (PR-3B) ⁴⁾ | | Z5 | 572816 | |
| Vfz 88,9 (PR-3B) ⁴⁾ | | Z5 | 572817 | |
| Vfz 108,0 (PR-3B) ⁴⁾ | | Z5 | 572818 | |
| V 12 45° (PR-2B) | | Z1 | 574502 | |
| VG 14 45° (PR-2B) | | Z1 | 574536 | |
| V 15 45° (PR-2B) | | Z1 | 574504 | |
| VG 16 45° (PR-2B) | | Z1 | 574538 | |
| V 18 45° (PR-2B) | | Z1 | 574506 | |
| V 22 45° (PR-2B) | | Z1 | 574508 | |
| V 28 45° (PR-2B) | Z1 | 574510 | | |
| V 35 45° (PR-2B) | Z1 | 574512 | | |
| Viega Profifress G ⁹⁾ | V 12 | | 570107 | |
| | VG 14 | | 570132 | |
| | V 15 | | 570115 | |
| | VG 16 | | 570137 | |
| | V 18 | | 570125 | |
| | V 22 | | 570135 | |
| | V 28 | | 570145 | |
| | V 35 | | 570155 | |
| | V 42 | | 570165 | |
| | V 42 (PR-2B) | Z2 | 572850 | |
| | V 54 | | 570175 | |
| | V 54 (PR-2B) | Z2 | 572851 | |
| | Vfz 64,0 (PR-3B) ⁴⁾ | Z5 | 572815 | |
| | V 12 45° (PR-2B) | Z1 | 574502 | |
| | VG 14 45° (PR-2B) | Z1 | 574536 | |
| | V 15 45° (PR-2B) | Z1 | 574504 | |
| VG 16 45° (PR-2B) | Z1 | 574538 | | |
| V 18 45° (PR-2B) | Z1 | 574506 | | |
| V 22 45° (PR-2B) | Z1 | 574508 | | |
| V 28 45° (PR-2B) | Z1 | 574510 | | |
| V 35 45° (PR-2B) | Z1 | 574512 | | |
| Viega Profifress S | V 12 | | 570107 | |
| | V 15 | | 570115 | |
| | V 18 | | 570125 | |
| | V 22 | | 570135 | |
| | V 28 | | 570145 | |
| | V 35 | | 570155 | |
| | V 42 | | 570165 | |
| | V 12 45° (PR-2B) | Z1 | 574502 | |
| | V 15 45° (PR-2B) | Z1 | 574504 | |
| V 18 45° (PR-2B) | Z1 | 574506 | | |
| V 22 45° (PR-2B) | Z1 | 574508 | | |
| V 28 45° (PR-2B) | Z1 | 574510 | | |
| V 35 45° (PR-2B) | Z1 | 574512 | | |
| Viega Profifress Therm | V 12 | | 570107 | |
| | V 15 | | 570115 | |
| | V 18 | | 570125 | |
| | V 22 | | 570135 | |
| | V 12 45° (PR-2B) | Z1 | 574502 | |
| | V 15 45° (PR-2B) | Z1 | 574504 | |
| V 18 45° (PR-2B) | Z1 | 574506 | | |
| V 22 45° (PR-2B) | Z1 | 574508 | | |

REMS pressing tongs REMS pressing rings

Accessories for REMS radial presses (except for REMS Mini-Press) and suitable radial presses of other makes

| System | Pressing tongs / pressing rings | Driven by adapter tongs | Art.-No. |
|--|------------------------------------|----------------------------|----------|
| Viega ProPress System USA | VUS ½" (OD 15,9 mm) | | 571770 |
| | VUS ¾" (OD 22,2 mm) | | 571775 |
| | VUS 1" (OD 28,6 mm) | | 571780 |
| | VUS 1 ¼" (OD 34,9 mm) | | 571785 |
| | VUS 1 ½" (OD 41,3 mm) | | 571790 |
| | VUS 2" (OD 54,0 mm) | | 571795 |
| XL-C/XL-S | VUSFz 2 ½" (PR-3B) (OD 66,7 mm) | 25 | 572819 |
| XL-C/XL-S | VUSFz 3" (PR-3B) (OD 79,4 mm) | 25 | 572820 |
| XL-C/XL-S | VUSFz 4" (PR-3B) (OD 104,8 mm) | 25 | 572821 |
| Viega ProPress WATER System AUS | VAU 15 (OD 12,7 mm) | | 572687 |
| | VAU 20 (OD 19,1 mm) | | 572689 |
| | VAU 25 (OD 25,4 mm) | | 572691 |
| | VAU 32 (OD 31,8 mm) | | 572693 |
| | VAU 40 (OD 38,1 mm) | | 572695 |
| | VAU 50 (OD 50,8 mm) | | 572697 |
| Viega ProPressG GAS System AUS ⁹⁾ | VAU 15 (OD 12,7 mm) | | 572687 |
| | VAU 20 (OD 19,1 mm) | | 572689 |
| | VAU 25 (OD 25,4 mm) | | 572691 |
| | VAU 32 (OD 31,8 mm) | | 572693 |
| | VAU 40 (OD 38,1 mm) | | 572695 |
| | VAU 50 (OD 50,8 mm) | | 572697 |
| Viega Raxinox | VRX 16 | | 571750 |
| | VRX 20 | | 571752 |
| Viega Raxofix | VRX 16 | | 571750 |
| | VRX 20 | | 571752 |
| | VRX 25 | | 571754 |
| | VRX 32 | | 571756 |
| | VRX 40 | | 571758 |
| | VRX 50 | | 571760 |
| | VRX 63 | | 571797 |
| Viega Sanfix ²⁾ | VP 16(17 ²⁾) | | 570910 |
| | VP 20 ²⁾ | | 570915 |
| | VP 25 ²⁾ | | 570920 |
| | VP 32 | | 570925 |
| | VP 40 (PZ-4G) | | 570970 |
| | VPz 50 (PZ-S) | | 572350 |
| | VPz 63 (PZ-S) | | 572355 |
| | | | |
| Viega Sanfix Fosta ²⁾ | VP 16(17 ²⁾) | | 570910 |
| | VP 20 ²⁾ | | 570915 |
| | VP 25 ²⁾ | | 570920 |
| | VP 32 | | 570925 |
| | VP 40 (PZ-4G) | | 570970 |
| | VPz 50 (PZ-S) | | 572350 |
| | VPz 63 (PZ-S) | | 572355 |
| | | | |
| Viega Sanpress | V 12 | | 570107 |
| | V 15 | | 570115 |
| | V 18 | | 570125 |
| | V 22 | | 570135 |
| | V 28 | | 570145 |
| | V 35 | | 570155 |
| | V 42 | | 570165 |
| | V 42 (PR-2B) | 22 | 572850 |
| | V 54 | | 570175 |
| | V 54 (PR-2B) | 22 | 572851 |
| | VR 76,1 (PR-3B) ⁴⁾ | 25 | 572822 |
| | VR 88,9 (PR-3B) ⁴⁾ | 25 | 572823 |
| | VR 108,0 (PR-3B) ⁴⁾ | 25 | 572824 |
| | V 12 45° (PR-2B) | Z1 | 574502 |
| | V 15 45° (PR-2B) | Z1 | 574504 |
| | V 18 45° (PR-2B) | Z1 | 574506 |
| | V 22 45° (PR-2B) | Z1 | 574508 |
| | V 28 45° (PR-2B) | Z1 | 574510 |
| | V 35 45° (PR-2B) | Z1 | 574512 |
| Viega Sanpress Inox | V 15 | | 570115 |
| | V 18 | | 570125 |
| | V 22 | | 570135 |
| | V 28 | | 570145 |
| | V 35 | | 570155 |
| | V 42 | | 570165 |
| | V 42 (PR-2B) | 22 | 572850 |
| | V 54 | | 570175 |
| | V 54 (PR-2B) | 22 | 572851 |
| | VFz 64,0 (PR-3B) ⁴⁾ | 25 | 572815 |
| | VFz 76,1 (PR-3B) ⁴⁾ | 25 | 572816 |
| | VFz 88,9 (PR-3B) ⁴⁾ | 25 | 572817 |
| | VFz 108,0 (PR-3B) ⁴⁾ | 25 | 572818 |
| | V 15 45° (PR-2B) | Z1 | 574504 |
| | V 18 45° (PR-2B) | Z1 | 574506 |
| | V 22 45° (PR-2B) | Z1 | 574508 |
| | V 28 45° (PR-2B) | Z1 | 574510 |
| | V 35 45° (PR-2B) | Z1 | 574512 |

| System | Pressing tongs / pressing rings | Driven by adapter tongs | Art.-No. | | |
|--|------------------------------------|---|----------|--------|--------|
| Viega Sanpress Inox G ⁹⁾ | V 15 | | 570115 | | |
| | V 18 | | 570125 | | |
| | V 22 | | 570135 | | |
| | V 28 | | 570145 | | |
| | V 35 | | 570155 | | |
| | V 42 | | 570165 | | |
| | V 42 (PR-2B) | 22 | 572850 | | |
| | V 54 | | 570175 | | |
| | V 54 (PR-2B) | 22 | 572851 | | |
| | VFz 64,0 (PR-3B) ⁴⁾ | 25 | 572815 | | |
| | VFz 76,1 (PR-3B) ⁴⁾ | 25 | 572816 | | |
| | VFz 88,9 (PR-3B) ⁴⁾ | 25 | 572817 | | |
| | VFz 108,0 (PR-3B) ⁴⁾ | 25 | 572818 | | |
| | V 15 45° (PR-2B) | Z1 | 574504 | | |
| V 18 45° (PR-2B) | Z1 | 574506 | | | |
| Viega Smartpress | VX 16* | | 571635 | | |
| | VX 20* | | 571640 | | |
| | VX 25* | | 571645 | | |
| | Viessmann | TH 14* | | 570455 | |
| | | TH 16* | | 570460 | |
| | | TH 20* | | 570470 | |
| | | TH 26* | | 570475 | |
| | | TH 32 | | 570480 | |
| | | TH 40 | | 570485 | |
| | | Vogel & Noot EASYTEC | TH 16* | | 570460 |
| | | | TH 20* | | 570470 |
| TH 26* | | | 570475 | | |
| TH 32 | | | 570480 | | |
| TH 40 | | | 570485 | | |
| TH 50 (PZ-S) | | | 572400 | | |
| TH 63 (PZ-S) | | | 572405 | | |
| TH 16 45° (PR-2B) | Z1 | | 574558 | | |
| TH 20 45° (PR-2B) | Z1 | | 574560 | | |
| TH 26 45° (PR-2B) | Z1 | | 574562 | | |
| TH 32 45° (PR-2B) | Z1 | 574564 | | | |
| VSH MultiPress | U 14* | | 570760 | | |
| | U 16* | | 570765 | | |
| | U 20* | | 570775 | | |
| | U 25* | | 570780 | | |
| | U 32 | | 570785 | | |
| | U 40 | | 570790 | | |
| | TH 14* | | 570455 | | |
| | TH 16* | | 570460 | | |
| | TH 20* | | 570470 | | |
| | TH 25* | | 570495 | | |
| | TH 32 | | 570480 | | |
| | TH 40 | | 570485 | | |
| | TH 50 (PZ-S) | | 572400 | | |
| | TH 63 (PZ-S) | | 572405 | | |
| | TH 16 45° (PR-2B) | Z1 | 574558 | | |
| | TH 20 45° (PR-2B) | Z1 | 574560 | | |
| | TH 32 45° (PR-2B) | Z1 | 574564 | | |
| VSH MultiPress Gas ⁹⁾ | U 16 ²⁾ | | 570765 | | |
| | U 20 ²⁾ | | 570775 | | |
| | U 25 ²⁾ | | 570780 | | |
| | TH 16 ²⁾ | | 570460 | | |
| | TH 20 ²⁾ | | 570470 | | |
| | TH 16 45° (PR-2B) | Z1 | 574558 | | |
| TH 20 45° (PR-2B) | Z1 | 574560 | | | |
| VSH SudoPress Carbon | V 12 | | 570107 | | |
| | V 15 | | 570115 | | |
| | V 18 | | 570125 | | |
| | V 22 | | 570135 | | |
| | V 28 | | 570145 | | |
| | V 35 | | 570155 | | |
| | V 42 | | 570165 | | |
| | V 54 | | 570175 | | |
| | XP 66,7 XL (PR-3S) | Z6 XL ³⁾ / Z7 XL 45 kN ⁴⁾ | 579108 | | |
| | M 76,1 XL (PR-3S) | Z6 XL ³⁾ / Z7 XL 45 kN ⁴⁾ | 579101 | | |
| | M 88,9 G XL (PR-3S) | Z6 XL ³⁾ / Z7 XL 45 kN ⁴⁾ | 579110 | | |
| | M 108,0 G XL (PR-3S) | Z6 XL ³⁾ / Z7 XL 45 kN ⁴⁾ | 579111 | | |
| | V 12 45° (PR-2B) | Z1 | 574502 | | |
| | V 15 45° (PR-2B) | Z1 | 574504 | | |
| | V 18 45° (PR-2B) | Z1 | 574506 | | |
| | V 22 45° (PR-2B) | Z1 | 574508 | | |
| | V 28 45° (PR-2B) | Z1 | 574510 | | |
| V 35 45° (PR-2B) | Z1 | 574512 | | | |

* These pressing tongs also fit the manual radial press REMS Eco-Press. Observe the national regulations.

¹⁾ Only pressing tongs from designation "108" (1st quarter of 2008), "208" (2nd quarter of 2008) etc. can be used. The designation is stamped on every pressing jaw.

²⁾ For this pressfitting system producing a pressing joint with manual radial presses is not permitted.

³⁾ Driven by REMS Power-Press XL ACC.

⁴⁾ Driven by REMS Akku-Press XL 45 kN 22V ACC.

⁵⁾ For taking suitable pressing inserts.

⁶⁾ Press fittings made of red bronze (Sanpress XL) must be pressed with pressing rings with press contour VR, copper fittings (Profipress XL, Profipress G XL), carbon steel (Prestabo XL) and stainless steel fittings (Sanpress Inox XL, Sanpress Inox G XL) with pressing rings with press contour VF.

⁷⁾ Use pressing rings labelled "M 88.9 G" or "M 108 G" on the three pressing segments for gas installations.

⁸⁾ For making press joints for operating pressure ≤ PN 10.

⁹⁾ Pressfitting systems for gas installations must only be pressed with pressing tongs/pressing rings which are highlighted in yellow. Observe the national regulations.

The suitability of REMS pressing tools for pressfitting systems: Date 21.10.2021. For the updated situation regarding suitability status check our website: www.rems.de > Downloads > Product catalogues, brochures > REMS Catalogue.

See page 222 for adapter tongs. Pressing tongs/pressing rings for additional pressfitting systems on request.

REMS pressing tongs REMS pressing rings

Accessories for REMS radial presses (except for REMS Mini-Press)
and suitable radial presses of other makes

| System | Pressing tongs / pressing rings | Driven by adapter tongs | Art.-No. | |
|--|------------------------------------|---|----------|--------|
| VSH SudoPress Copper | V 12 | | 570107 | |
| | V 14 | | 570112 | |
| | V 15 | | 570115 | |
| | V 16 | | 570117 | |
| | V 18 | | 570125 | |
| | V 22 | | 570135 | |
| | V 28 | | 570145 | |
| | V 35 | | 570155 | |
| | V 42 | | 570165 | |
| | V 54 | | 570175 | |
| | V 12 45° (PR-2B) | Z1 | 574502 | |
| | V 14 45° (PR-2B) | Z1 | 574532 | |
| | V 15 45° (PR-2B) | Z1 | 574504 | |
| | V 16 45° (PR-2B) | Z1 | 574534 | |
| | V 18 45° (PR-2B) | Z1 | 574506 | |
| | V 22 45° (PR-2B) | Z1 | 574508 | |
| | V 28 45° (PR-2B) | Z1 | 574510 | |
| V 35 45° (PR-2B) | Z1 | 574512 | | |
| VSH SudoPress Copper Gas ³⁾ | V 12 | | 570107 | |
| | V 14 | | 570112 | |
| | V 15 | | 570115 | |
| | V 16 | | 570117 | |
| | V 18 | | 570125 | |
| | V 22 | | 570135 | |
| | V 28 | | 570145 | |
| | V 35 | | 570155 | |
| | V 42 | | 570165 | |
| | V 54 | | 570175 | |
| VSH SudoPress Stainless | V 15 | | 570115 | |
| | V 18 | | 570125 | |
| | V 22 | | 570135 | |
| | V 28 | | 570145 | |
| | V 35 | | 570155 | |
| | V 42 | | 570165 | |
| | V 54 | | 570175 | |
| | M 76,1 XL (PR-3S) | Z6 XL ³⁾ / Z7 XL 45 kN ⁴⁾ | 579101 | |
| | M 88,9 G XL (PR-3S) | Z6 XL ³⁾ / Z7 XL 45 kN ⁴⁾ | 579110 | |
| | M 108,0 G XL (PR-3S) | Z6 XL ³⁾ / Z7 XL 45 kN ⁴⁾ | 579111 | |
| | V 15 45° (PR-2B) | Z1 | 574504 | |
| | V 18 45° (PR-2B) | Z1 | 574506 | |
| | V 22 45° (PR-2B) | Z1 | 574508 | |
| | V 28 45° (PR-2B) | Z1 | 574510 | |
| | V 35 45° (PR-2B) | Z1 | 574512 | |
| VSH XPress Carbon | M 12 | | 570100 | |
| | M 15 | | 570110 | |
| | M 18 ¹⁾ | | 570120 | |
| | M 22 | | 570130 | |
| | M 28 ¹⁾ | | 570140 | |
| | M 35 | | 570150 | |
| | M 42 (PZ-4G) | | 570160 | |
| | M 54 (PZ-4G) | | 570170 | |
| | M 42 (PR-3S) | Z2 | 572706 | |
| | M 54 (PR-3S) | Z2 | 572708 | |
| | XP 66,7 XL (PR-3S) | Z6 XL ³⁾ / Z7 XL 45 kN ⁴⁾ | 579108 | |
| | M 76,1 XL (PR-3S) | Z6 XL ³⁾ / Z7 XL 45 kN ⁴⁾ | 579109 | |
| | M 88,9 G XL (PR-3S) | Z6 XL ³⁾ / Z7 XL 45 kN ⁴⁾ | 579110 | |
| | M 108,0 G XL (PR-3S) | Z6 XL ³⁾ / Z7 XL 45 kN ⁴⁾ | 579111 | |
| | M 12 45° (PR-2B) | Z1 | 574520 | |
| | M 15 45° (PR-2B) | Z1 | 574522 | |
| | M 18 45° (PR-2B) | Z1 | 574524 | |
| | M 22 45° (PR-2B) | Z1 | 574526 | |
| | M 28 45° (PR-2B) | Z1 | 574528 | |
| | M 35 45° (PR-2B) | Z1 | 574530 | |
| | VSH XPress Copper | M 12 | | 570100 |
| | | M 15 | | 570110 |
| M 18 ¹⁾ | | | 570120 | |
| M 22 | | | 570130 | |
| M 28 ¹⁾ | | | 570140 | |
| M 35 | | | 570150 | |
| M 42 (PR-3S) | | Z2 | 572706 | |
| M 54 (PR-3S) | | Z2 | 572708 | |
| XP 64,0 XL (PR-3S) | | Z6 XL ³⁾ / Z7 XL 45 kN ⁴⁾ | 579100 | |
| XP 66,7 XL (PR-3S) | | Z6 XL ³⁾ / Z7 XL 45 kN ⁴⁾ | 579108 | |
| M 76,1 XL (PR-3S) | | Z6 XL ³⁾ / Z7 XL 45 kN ⁴⁾ | 579109 | |
| M 88,9 G XL (PR-3S) | | Z6 XL ³⁾ / Z7 XL 45 kN ⁴⁾ | 579110 | |
| XP 108,0 XL (PR-3S) | | Z6 XL ³⁾ / Z7 XL 45 kN ⁴⁾ | 579109 | |
| M 12 45° (PR-2B) | | Z1 | 574520 | |
| M 15 45° (PR-2B) | | Z1 | 574522 | |
| M 18 45° (PR-2B) | | Z1 | 574524 | |
| M 22 45° (PR-2B) | | Z1 | 574526 | |
| M 28 45° (PR-2B) | | Z1 | 574528 | |
| M 35 45° (PR-2B) | Z1 | 574530 | | |
| VSH XPress Copper GAS ³⁾ | M 15 | | 570110 | |
| | M 18 ¹⁾ | | 570120 | |
| | M 22 | | 570130 | |
| | M 28 ¹⁾ | | 570140 | |
| | M 35 | | 570150 | |
| | M 42 (PR-3S) | Z2 | 572706 | |
| | M 54 (PR-3S) | Z2 | 572708 | |
| | M 15 45° (PR-2B) | Z1 | 574522 | |
| | M 18 45° (PR-2B) | Z1 | 574524 | |
| | M 22 45° (PR-2B) | Z1 | 574526 | |
| | M 28 45° (PR-2B) | Z1 | 574528 | |
| | M 35 45° (PR-2B) | Z1 | 574530 | |
| | VSH XPress Stainless | M 15 | | 570110 |
| | | M 18 ¹⁾ | | 570120 |
| | | M 22 | | 570130 |
| M 28 ¹⁾ | | | 570140 | |
| M 35 | | | 570150 | |
| M 42 (PZ-4G) | | | 570160 | |
| M 54 (PZ-4G) | | | 570170 | |
| M 42 (PR-3S) | | Z2 | 572706 | |
| M 54 (PR-3S) | | Z2 | 572708 | |
| M 76,1 XL (PR-3S) | | Z6 XL ³⁾ / Z7 XL 45 kN ⁴⁾ | 579101 | |
| M 88,9 G XL (PR-3S) | | Z6 XL ³⁾ / Z7 XL 45 kN ⁴⁾ | 579110 | |
| M 108,0 G XL (PR-3S) | | Z6 XL ³⁾ / Z7 XL 45 kN ⁴⁾ | 579111 | |
| M 15 45° (PR-2B) | | Z1 | 574522 | |
| M 18 45° (PR-2B) | | Z1 | 574524 | |
| M 22 45° (PR-2B) | | Z1 | 574526 | |
| M 28 45° (PR-2B) | | Z1 | 574528 | |
| M 35 45° (PR-2B) | | Z1 | 574530 | |

| System | Pressing tongs / pressing rings | Driven by adapter tongs | Art.-No. | |
|--|------------------------------------|----------------------------|----------|--------|
| VSH XPress Stainless Gas ³⁾ | M 15 | | 570110 | |
| | M 18 ¹⁾ | | 570120 | |
| | M 22 | | 570130 | |
| | M 28 ¹⁾ | | 570140 | |
| | M 35 | | 570150 | |
| | M 42 (PR-3S) | Z2 | 572706 | |
| | M 54 (PR-3S) | Z2 | 572708 | |
| | M 15 45° (PR-2B) | Z1 | 574522 | |
| | M 18 45° (PR-2B) | Z1 | 574524 | |
| | M 22 45° (PR-2B) | Z1 | 574526 | |
| W | | | | |
| Watts MTR Art press | TH 16* | | 570460 | |
| | TH 20* | | 570470 | |
| | TH 26* | | 570475 | |
| | TH 32* | | 570480 | |
| WATTS RADIANT Watts WaterPEX | US 3/8** | | 571450 | |
| | US 1/2** | | 571455 | |
| | US 3/4** | | 571460 | |
| | US 1** | | 571465 | |
| | US 1 1/4** | | 571470 | |
| WATTS RADIANT Watts RadiantPEX | US 3/8** | | 571450 | |
| | US 1/2** | | 571455 | |
| | US 3/4** | | 571460 | |
| | US 1** | | 571465 | |
| | US 1 1/4** | | 571470 | |
| WATTS RADIANT Watts RadiantPEX-AL | U 16 (1/2") | | 570765 | |
| | U 20 (5/8") | | 570775 | |
| | U 25 (3/4") | | 570780 | |
| | U 32 (1") | | 570785 | |
| | U 14* | | 570760 | |
| | U 16* | | 570765 | |
| Wavin Tigris K1/M1 | U 20* | | 570775 | |
| | U 25* | | 570780 | |
| | U 32 | | 570785 | |
| | U 40 | | 570790 | |
| | U 50 | | 570795 | |
| | U 63 (PR-3B) | Z4 | 572837 | |
| | U 63 (PZ-S) | Z4 | 572365 | |
| | U 75 (PR-3B) | | 572828 | |
| | UP 14* | | 572630 | |
| | UP 16* | | 572632 | |
| | UP 20* | | 572636 | |
| | UP 25 | | 572638 | |
| | UP 32 | | 572640 | |
| | Wavin Tigris K5/M5 | B 14* | | 570845 |
| | | B 16* | | 570850 |
| B 20* | | | 570860 | |
| B 32 | | | 570880 | |
| H 14* | | | 570310 | |
| H 16* | | | 570320 | |
| H 20* | | | 570350 | |
| H 25* | | | 570360 | |
| H 32 | | | 570380 | |
| H 40 (PZ-4G) | | | 570390 | |
| TH 14* | | | 570455 | |
| TH 16* | | | 570460 | |
| TH 20* | | | 570470 | |
| TH 25* | | | 570495 | |
| TH 32 | | | 570480 | |
| TH 40 | | 570485 | | |
| TH 16 45° (PR-2B) | Z1 | 574558 | | |
| TH 20 45° (PR-2B) | Z1 | 574560 | | |
| TH 32 45° (PR-2B) | Z1 | 574564 | | |
| WeeConPress Alu | U 14* | | 570760 | |
| | U 16* | | 570765 | |
| | U 20* | | 570775 | |
| | U 25* | | 570780 | |
| | U 32 | | 570785 | |
| | U 40 | | 570790 | |
| | UP 14* | | 572630 | |
| | UP 16* | | 572632 | |
| | UP 20* | | 572636 | |
| | UP 25 | | 572638 | |
| | UP 32 | | 572640 | |
| | M 12 | | 570100 | |
| | M 15 | | 570110 | |
| | M 18 | | 570120 | |
| | M 22 | | 570130 | |
| M 28 | | 570140 | | |
| M 35 | | 570150 | | |
| M 42 (PZ-4G) | | 570160 | | |
| M 54 (PZ-4G) | | 570170 | | |
| M 42 (PR-3S) | Z2 | 572706 | | |
| M 54 (PR-3S) | Z2 | 572708 | | |
| M 12 45° (PR-2B) | Z1 | 574520 | | |
| M 15 45° (PR-2B) | Z1 | 574522 | | |
| M 18 45° (PR-2B) | Z1 | 574524 | | |
| M 22 45° (PR-2B) | Z1 | 574526 | | |
| M 28 45° (PR-2B) | Z1 | 574528 | | |
| M 35 45° (PR-2B) | Z1 | 574530 | | |
| VSH XPress Stainless | V 12 | | 570107 | |
| | V 14 | | 570112 | |
| | V 15 | | 570115 | |
| | V 16 | | 570117 | |
| | V 18 | | 570125 | |
| | V 22 | | 570135 | |
| | V 28 | | 570145 | |
| | V 35 | | 570155 | |
| | V 42 | | 570165 | |
| | V 54 | | 570175 | |
| | V 12 45° (PR-2B) | Z1 | 574502 | |
| | V 14 45° (PR-2B) | Z1 | 574532 | |
| | V 15 45° (PR-2B) | Z1 | 574504 | |
| | V 16 45° (PR-2B) | Z1 | 574534 | |
| | V 18 45° (PR-2B) | Z1 | 574506 | |
| | V 22 45° (PR-2B) | Z1 | 574508 | |
| | V 28 45° (PR-2B) | Z1 | 574510 | |
| | V 35 45° (PR-2B) | Z1 | 574512 | |

REMS pressing tongs
REMS pressing rings

Accessories for REMS radial presses (except for REMS Mini-Press) and suitable radial presses of other makes

| System | Pressing tongs / pressing rings | Driven by adapter tongs | Art.-No. | |
|--|---------------------------------|---|----------|--------|
| WeeConPress C-Stahl | M 12 | | 570100 | |
| | M 15 | | 570110 | |
| | M 18 | | 570120 | |
| | M 22 | | 570130 | |
| | M 28 | | 570140 | |
| | M 35 | | 570150 | |
| | M 42 (PZ-4G) | | 570160 | |
| | M 54 (PZ-4G) | | 570170 | |
| | M 42 (PR-3S) | Z2 | 572706 | |
| | M 54 (PR-3S) | Z2 | 572708 | |
| | M 76.1 XL (PR-3S) | Z6 XL ³⁾ / Z7 XL 45 kN ⁴⁾ | 579101 | |
| | M 88.9 G XL (PR-3S) | Z6 XL ³⁾ / Z7 XL 45 kN ⁴⁾ | 579110 | |
| | M 108.0 G XL (PR-3S) | Z6 XL ³⁾ / Z7 XL 45 kN ⁴⁾ | 579111 | |
| | M 12 45° (PR-2B) | Z1 | 574520 | |
| | M 15 45° (PR-2B) | Z1 | 574522 | |
| | M 18 45° (PR-2B) | Z1 | 574524 | |
| | M 22 45° (PR-2B) | Z1 | 574526 | |
| | M 28 45° (PR-2B) | Z1 | 574528 | |
| | M 35 45° (PR-2B) | Z1 | 574530 | |
| | WeeConPress Inox | M 12 | | 570100 |
| | | M 15 | | 570110 |
| M 18 | | | 570120 | |
| M 22 | | | 570130 | |
| M 28 | | | 570140 | |
| M 35 | | | 570150 | |
| M 42 (PZ-4G) | | | 570160 | |
| M 54 (PZ-4G) | | | 570170 | |
| M 42 (PR-3S) | | Z2 | 572706 | |
| M 54 (PR-3S) | | Z2 | 572708 | |
| M 76.1 XL (PR-3S) | | Z6 XL ³⁾ / Z7 XL 45 kN ⁴⁾ | 579101 | |
| M 88.9 G XL (PR-3S) | | Z6 XL ³⁾ / Z7 XL 45 kN ⁴⁾ | 579110 | |
| M 108.0 G XL (PR-3S) | | Z6 XL ³⁾ / Z7 XL 45 kN ⁴⁾ | 579111 | |
| M 12 45° (PR-2B) | | Z1 | 574520 | |
| M 15 45° (PR-2B) | | Z1 | 574522 | |
| M 18 45° (PR-2B) | | Z1 | 574524 | |
| M 22 45° (PR-2B) | | Z1 | 574526 | |
| M 28 45° (PR-2B) | | Z1 | 574528 | |
| M 35 45° (PR-2B) | | Z1 | 574530 | |
| WeeConPress Kupfer | | M 12 | | 570100 |
| | | M 15 | | 570110 |
| | M 18 | | 570120 | |
| | M 22 | | 570130 | |
| | M 28 | | 570140 | |
| | M 35 | | 570150 | |
| | M 42 (PZ-4G) | | 570160 | |
| | M 54 (PZ-4G) | | 570170 | |
| | M 42 (PR-3S) | Z2 | 572706 | |
| | M 54 (PR-3S) | Z2 | 572708 | |
| | M 76.1 XL (PR-3S) | Z6 XL ³⁾ / Z7 XL 45 kN ⁴⁾ | 579101 | |
| | M 88.9 G XL (PR-3S) | Z6 XL ³⁾ / Z7 XL 45 kN ⁴⁾ | 579110 | |
| | M 108.0 G XL (PR-3S) | Z6 XL ³⁾ / Z7 XL 45 kN ⁴⁾ | 579111 | |
| | M 12 45° (PR-2B) | Z1 | 574520 | |
| | M 15 45° (PR-2B) | Z1 | 574522 | |
| | M 18 45° (PR-2B) | Z1 | 574524 | |
| | M 22 45° (PR-2B) | Z1 | 574526 | |
| | M 28 45° (PR-2B) | Z1 | 574528 | |
| | M 35 45° (PR-2B) | Z1 | 574530 | |
| | WeeConFlex MVR | H 16* | | 570320 |
| | | H 20* | | 570350 |
| H 26* | | | 570370 | |
| H 32 | | | 570380 | |
| U 40 | | | 570790 | |
| U 50 | | | 570795 | |
| U 63 (PR-3B) | | Z4 | 572837 | |
| U 63 (PZ-S) | | | 572365 | |
| TH 16* | | | 570460 | |
| TH 20* | | | 570470 | |
| TH 26* | | | 570475 | |
| TH 32 | | | 570480 | |
| TH 40 | | | 570485 | |
| TH 50 (PZ-S) | | | 572400 | |
| TH 63 (PZ-S) | | | 572405 | |
| WEM | | U 16* | | 570765 |
| WIELAND cuprotherm CTX ⁵⁾ | | TH 14 ²⁾ | | 570455 |
| | | TH 16 ²⁾ | | 570460 |
| | TH 18 ²⁾ | | 570465 | |
| | TH 20 ²⁾ | | 570470 | |
| WKS-Press | TH 14* | | 570455 | |
| | TH 16* | | 570460 | |
| | TH 17* | | 570462 | |
| | TH 20* | | 570470 | |
| | TH 26* | | 570475 | |
| | TH 32 | | 570480 | |
| | TH 40 | | 570485 | |

| System | Pressing tongs / pressing rings | Driven by adapter tongs | Art.-No. | |
|----------------------------------|---------------------------------|-------------------------|----------|--------|
| WÜRTH Würth | TH 16* | | 570460 | |
| | TH 20* | | 570470 | |
| | TH 26* | | 570475 | |
| | HE 32 | | 571900 | |
| | HEz 40 | | 571904 | |
| X | | | | |
| XtraConnect | F 16* | | 570717 | |
| | F 20* | | 570727 | |
| | F 26* | | 570730 | |
| | F 32 | | 570735 | |
| | F 16 45° (PR-2B) | Z1 | 574550 | |
| | F 20 45° (PR-2B) | Z1 | 574552 | |
| | F 26 45° (PR-2B) | Z1 | 574554 | |
| | F 32 45° (PR-2B) | Z1 | 574556 | |
| | H 16* | | 570320 | |
| | H 20* | | 570350 | |
| | H 26* | | 570370 | |
| | H 32 | | 570380 | |
| | TH 16* | | 570460 | |
| | TH 20* | | 570470 | |
| | TH 26* | | 570475 | |
| Z | | | | |
| ZEWO THERM Zewo Press Premium | TH 12* | | 570452 | |
| | TH 16* | | 570460 | |
| | TH 17* | | 570462 | |
| | TH 18* | | 570465 | |
| | TH 20* | | 570470 | |
| | TH 26* | | 570475 | |
| | TH 32 | | 570480 | |
| | TH 40 | | 570485 | |
| | TH 50 (PZ-S) | | 572400 | |
| | TH 63 (PZ-S) | | 572405 | |
| | ZEWO THERM Zewo Press PPSU | TH 16* | | 570460 |
| | | TH 20* | | 570470 |
| TH 26* | | | 570475 | |
| TH 32 | | | 570480 | |
| ZURN INDUSTRIES ZURN PEX | US ¾** | | 571450 | |
| | US ½** | | 571455 | |
| | US ¾** | | 571460 | |
| | US 1** | | 571465 | |
| | US 1 ¼* | | 571470 | |
| | US 1 ½* | | 571475 | |
| | US 2" | | 571477 | |

* These pressing tongs also fit the manual radial press REMS Eco-Press. Observe the national regulations.

¹⁾ Only pressing tongs from designation "108" (1st quarter of 2008), "208" (2nd quarter of 2008) etc. can be used. The designation is stamped on every pressing jaw.

²⁾ For this pressfitting system producing a pressing joint with manual radial presses is not permitted.

³⁾ Driven by REMS Power-Press XL ACC.

⁴⁾ Driven by REMS Akku-Press XL 45 kN 22V ACC.

⁵⁾ For taking suitable pressing inserts.

⁶⁾ Press fittings made of red bronze (Sanpress XL) must be pressed with pressing rings with press contour VR, copper fittings (Profipress XL, Profipress G XL), carbon steel (Prestabo XL) and stainless steel fittings (Sanpress Inox XL, Sanpress Inox G XL) with pressing rings with press contour VF.

⁷⁾ Use pressing rings labelled "M 88.9 G" or "M 108 G" on the three pressing segments for gas installations.

⁸⁾ For making press joints for operating pressure ≤ PN 10.

⁹⁾ Pressfitting systems for gas installations must only be pressed with pressing tongs/pressing rings which are highlighted in yellow. Observe the national regulations.

The suitability of REMS pressing tools for pressfitting systems: Date 21.10.2021. For the updated situation regarding suitability status check our website: www.rems.de > Downloads > Product catalogues, brochures > REMS Catalogue.

See page 222 for adapter tongs. Pressing tongs/pressing rings for additional pressfitting systems on request.

Accessories

For REMS radial presses (except for REMS Mini-Press) and suitable radial presses of other makes

| Description | Art.-No. |
|---|----------|
| Adapter tongs Z1 for driving REMS pressing rings 45° (PR-2B) | 574500 |
| Adapter tongs Z2 for driving REMS pressing rings M 35–54 (PR-3S), V 42–54 (PR-2B), RN 40–50 (PR-3S) | 572795 |
| Adapter tongs Z4 for driving REMS pressing rings F 75 (PR-3B), TH 63–75 (PR-3B), U 63–75 (PR-3B), RN 63 (PR-3B) | 572801 |
| Adapter tongs Z5 for driving REMS pressing rings VFz/VR 64–108 (PR-3B), VMPz 1½–2" (PR-3B), VUSFz 2½–4" (PR-3B), VAUFz 65–100 (PR-3B) | 572802 |
| Adapter tongs Z6 XL for driving REMS pressing rings 64.0–108.0 XL (PR-3S), 2½–4" XL (PR-3S) with REMS Power-Press XL ACC | 579120 |
| Adapter tongs Z7 XL 45 kN for driving REMS pressing rings 64.0–108.0 XL (PR-3S), 2½–4" XL (PR-3S), 2½–4" XL (PR-3B) with REMS Akku-Press XL 45 kN 22V ACC | 579123 |
| Steel case with insert for 6 pressing tongs (up to Ø 35 mm/1" and pressing tongs U 40, U 50, TH 40, F 40, F 50, G 40, VUS 1½")/cropping tongs and compartment for pipe cutter up to 42 mm | 570295 |
| Steel case with insert for 2 pressing tongs (M 42 (PZ-4G), M 54 (PZ-4G), V 42, V 54, H 40 A, VUS 1½", VUS 2") | 570290 |
| Steel case with insert for adapter tongs Z2 and pressing rings M 42 (PR-3S) and M 54 (PR-3S) or pressing rings SA 42 (PR-3S) and SA 54 (PR-3S). | 572810 |
| Steel case with insert for adapter tongs Z5 and 4 pressing rings VFz 64.0–108.0/VR 76.1–108.0/VUSFz 2½–4" (PR-3B) or for adapter tongs Z5 and 1 pressing tong VMPz 1½ (PZ-S) and 2 pressing rings VMPz 1½–2" (PR-3B) | 572809 |
| Steel case with insert for adapter tongs Mini Z1 and adapter tongs Z1 and 6 REMS pressing rings V 12–35 45° (PR-2B) or M 12–35 45° (PR-2B) or F 16–32 45° (PR-2B) | 574516 |
| L-Boxx system case with inserts for 8 pressing tongs (2B) and 6 pressing rings 45° (PR-2B) | 571136 |
| L-Boxx system case with inserts for 3 different pressing rings VMPz 2½–4" XL (PR-3B) | 571137 |
| XL-Boxx system case with inserts for 3 different pressing rings 64.0–108.0 XL (PR-3S) or 2½–4" XL (PR-3S) | 579603 |
| Steel case with inserts for adapter tongs Z2 and pressing rings V 42 (PR-2B) and V 54 (PR-2B) | 572813 |



Confirmation of suitability

The suitability of crimping tools is determined basically by the manufacturer of crimping tools. Moreover the suitability of REMS crimping tools has been confirmed by the system manufacturer/supplier himself or approved through independent testing institutes.

Confirmation of suitability through the system manufacturer/supplier

More than 90 % of the manufacturers/suppliers of the pressfitting systems listed herein have tested REMS pressing tongs and confirmed the suitability for their pressfitting system.

Confirmation of suitability through independent testing institutes

The suitability of REMS pressing tongs for additional pressfitting systems have been confirmed through independent technical institutes:

TÜV-Certificates

Exist for Geberit Mepla, Geberit Mapress C-STAHL, Geberit Mapress EDELSTAHL, Geberit Mapress Kupfer, Nussbaum Cupress, Nussbaum Optipress, Uponor Unipipe, Viega-'profipress', Viega-'profipress G', Viega-'sanfix P', Viega-'sanpress', Viega-'Viegatherm P', Wavin Tigris. The TÜV-certificates confirm that REMS crimping tools are suitable for producing perfect and system-conformity pressing joints corresponding to these systems.

Suitability test according to DVGW W 534 (potable water)

Pressing joints produced with REMS pressing tools were tested by the state-operated material testing institute in Darmstadt/Germany or the material testing institute of the Land of North-Rhine-Westphalia, Germany according to DVGW work sheet W 534. These material testing institutes are certified by the DVGW for making these tests. A representative cross-section of press joints of pressfitting systems Geberit Mapress Edelstahl, Raccorderie Metalliche inoxPRES, Raccorderie Metalliche steelPRES, Uponor Unipipe, Viega Megapress, Viega Profipress and Viega Raxofix. was tested. The tests led to the result that all REMS pressing tools are suitable for producing perfect and system conformity pressing joints in accordance with these systems.

Suitability test according to DVGW G 5614/VP 625 or prEN 1254-7 (gas)

Pressing joints made with REMS pressing tools have been tested by the TÜV or by the Land Material Testing Institute Nordrhein-Westfalen or the DVGW Research Institute Karlsruhe according to DVGW Regulations G 5614/VP 625 or by the BSI (UK) according to prEN 1254-7. A representative cross-section of pressing joints of the pressfitting systems Geberit Mapress Edelstahl Gas, Geberit Mapress Kupfer Gas, Henco Gas, IBP >B<press Gas, Kembla KemPress Gas, Pegler Yorkshire X-Press Copper Gas, Raccorderie Metalliche inoxPRES Gas, Uponor MLC-G, Valsir PEXAL Gas, Viega Profipress G, Viega Pexfit G, Viega Sanpress INOX G, Viega PropressG GAS System (AUS) was tested. The tests led to the result that all REMS pressing tools are suitable for producing perfect and system conformity pressing joints in accordance with these systems.



potable water



gas

Hold-Harmless and Indemnification Agreement

REMS is the first system-independent machine and tool manufacturer to sign liability acceptance agreements for pressing tools.

A hold-harmless and indemnification agreement exists with the:

Zentralverband Sanitär Heizung Klima (Central Organization for the Sanitary-, Heating- and Climatization Industries),
Rathausallee 6, D-53757 St. Augustin,
referred to in the following as "ZVSHK",

Bundesindustrieverband Technische Gebäudeausrüstung e.V.,
Hinter Hoben 149, 53129 Bonn,
referred to in the following as "BTGA",

Verband Deutscher Kälte-Klima-Fachbetriebe e. V. (German Association for Coolant & Air-Conditioning Profession Industries),
Kaiser-Friedrich-Straße 7, D-53113 Bonn,
referred to in the following as "VDKF",

Schweizerisch-Liechtensteinischem Gebäudetechnikverband (Swiss-Liechtenstein Technical Building Association),
Auf der Mauer 11, CH-8023 Zürich,
referred to in the following as "suissetec",

The Zentralverband Sanitär Heizung Klima (ZVSHK), the Bundesindustrieverband Technische Gebäudeausrüstung e. V. (BTGA), the Verband Deutscher Kälte-Klima-Fachbetriebe e. V. (VDKF) and the Schweizerisch-Liechtensteinische Gebäudetechnikverband (suissetec) have made liability acceptance agreements in the interests of trade and industry with REMS GmbH & Co KG (REMS) for the radial pressing tools.

- Manual radial press REMS Eco-Press
- Cordless radial press REMS Mini-Press 14 V ACC
- Cordless radial press REMS Mini-Press 22 V ACC
- Cordless radial press REMS Mini-Press S 22 V ACC
- Electric radial press REMS Power-Press SE
- Electro-hydraulic radial press REMS Power-Press
- Electro-hydraulic radial press REMS Power-Press ACC
- Electro-hydraulic radial press REMS Power-Press XL ACC
- Cordless radial press REMS Akku-Press 14 V
- Cordless radial press REMS Akku-Press 14 V ACC
- Cordless radial press REMS Akku-Press 22 V ACC
- Cordless radial press REMS Akku-Press XL 45 kN 22 V ACC
- REMS pressing tongs
- REMS pressing rings
- REMS pressing tongs Mini

This makes REMS the first system-independent machine- and tool manufacturer to have concluded a hold-harmless and indemnification agreement for pressing tools. The conclusion of the agreement was effected on the basis of a successful cooperation established on partnership between REMS, the crafts, trades and industry and their organizations.

Eligible for services and performances from this agreement are all independent professional craftsmen, and companies of such, who are enrolled in the register of artisans and craftsmen (referred to in the following as "SHK-Establishments"), in as far as they have been members of the crafts guild of the sanitary- heating- and climatization enterprises competent for their business location at the time the damage event has arisen, and this crafts guild is associated with a regional guild association, which is a member of the ZVSHK.

Entitled to the services from the agreement with the BTGA are all building technology companies (hereinafter referred to as "TGA companies") insofar as they were a member of the Land Industry Association **Technical Building Equipment** responsible at the seat of their company at the time of the damage case and therefore an indirect member of the BTGA or direct member of the BTGA.


Eligible for services and performances from this agreement with the VDKF are all coolant systems companies or professional organisations (referred to as Coolant and Air-Conditioning Profession Industries) who, at the time the damage is caused, are members of the VDKF.

Eligible for services and performances from this agreement are all building systems companies (following TGA companies) who, at the time the damaged is caused, are members of suissetec.

In as far as the radial pressing tools mentioned show a defect with regard to construction, manufacture or material, or if the operator's manuals are faulty, thereby causing damage for the customer of the SHK-establishment, the Coolant and Air-Conditioning Profession Industries, or the TGA-companies, for which the SHK-establishment or the TGA-company is liable, then REMS shall be additionally liable - aside of the statutory prescriptions - for the consequences resulting from leakage, in accordance with the stipulations and provisions of this hold-harmless agreement.

The assumption of liability agreements apply regardless of which pressfitting system is pressed with the suitable REMS pressing tools. The current status regarding suitability of the REMS pressing tools for pressfitting systems can be viewed on the Internet: www.rems.de > Downloads > Product catalogues, brochures > REMS Catalogue.

Please consult Mr. Walter Hindelang for further information:
walter.hindelang@rems.de.



Reliable and safe: REMS was the first system-independent machine and tool manufacturer to sign liability acceptance agreements for pressing tools as early as the year 2000.



REMS cropping tongs

Accessories for REMS radial presses (except for REMS Mini-Press) and suitable radial presses of other makes

High performance cropping tongs in forged and specially hardened steel for cutting threaded rods.

Steel, stainless steel up to hardness classification 4.8 (400 N/mm²) M 6 – M 12

REMS cropping tongs – for cutting threaded rods.



Made of forged and specially hardened steel.

Reversible cropping inserts for double service life.

M cropping inserts with high precision thread contour machined on CNC machining centres for exact guiding of the threaded rod in the cutting process. Pliers parts, cropping inserts and specially machined and hardened cutting edges, made to fit exactly, for cutting without burr.

Threaded rod can be screwed into a threaded connection of the pipe clip or the nut without rework after cutting.

Cutting device in pliers design (**Patent EP 1 459 825, patent US 7,284,330**). Driven by REMS radial presses 32 kN and suitable radial presses of other makes with 32 kN thrust force. All cropping tongs marked with * have an optional connection for manual drive through the radial press REMS Eco-Press.



Supply format

REMS cropping tongs. Cropping tongs with 1 pair of reversible cropping inserts for steel, stainless steel, M 6 – M 12. In a carton.

| Description | for threaded rods | Art.-No. |
|---------------------------------|-------------------|----------|
| REMS cropping tongs M 6* | M 6 | 571890 |
| REMS cropping tongs M 8* | M 8 | 571895 |
| REMS cropping tongs M 10 | M 10 | 571865 |
| REMS cropping tongs M 12 | M 12 | 571870 |

German Quality Product



Patent EP 1 459 825
Patent US 7,284,330

Accessories

| Description | for threaded rods | Art.-No. |
|---|-------------------|----------|
| Cropping inserts M 6 (pair) | M 6 | 571891 |
| Cropping inserts M 8 (pair) | M 8 | 571896 |
| Cropping inserts M 10 (pair) | M 10 | 571866 |
| Cropping inserts M 12 (pair) | M 12 | 571871 |
| Steel case with insert for 6 cropping tongs/pressing tongs and compartment for pipe cutter up to 42 mm | | 570295 |



REMS cable shear

Accessories for REMS radial presses (except for REMS Mini-Press) and suitable radial presses of other makes

High-grade cable shear in forged and specially hardened steel for cutting electric cable.

Electric cable ≤ 300 mm² (Ø 30 mm)

REMS cable shear – Easy cutting of electric cable.

Made of forged and specially hardened steel.

Replaceable cutting blades manufactured on CNC production centres ensure a precision blade geometry and long service life. Large cutting range.

Driven by REMS radial presses 32 kN and suitable radial presses of other makes with 32 kN thrust force.



German Quality Product



Supply format

REMS cable shear. Cable shears with 2 changeable cable cutters for electric cables ≤ 300 mm² (Ø 30 mm). In a carton.


| Description | Art.-No. |
|----------------------------------|----------|
| Cable cutters (pack of 2) | 571887 |



Accessories

| Description | Art.-No. |
|----------------------------------|----------|
| Cable cutters (pack of 2) | 571889 |





Axial Press Jointing

| | | |
|---|--|------------|
|  | Cordless axial press 30 22V Compression heads | 228 |
|  | Manual axial press | 229 |
|  | Cordless axial press 25 22V Cordless axial press 25 L 22V | 230 |
|  | Compression heads | 232 |

REMS Ax-Press 30 22V

Cordless axial press 30 kN

Compact, handy electric tool for producing compression sleeve joints with crimping sleeve. For trade and industry. For the building site and the workshop. Li-Ion 22V Technology. For battery and corded operation.

Axial compression \varnothing 12–32 mm

REMS Ax-Press 30 22V – up to \varnothing 32 mm. Ultra light, ultra small, ultra handy, ultra fast. Li-Ion 21.6 V, 1.5 Ah battery for approx. 130 pressings Georg Fischer pfcI ALUPEX-EXPRESS \varnothing 16 mm with one battery charge.

Compression heads for all common systems

Complete assortment of REMS compression heads for all common compression sleeve systems with crimping sleeve. High-grade compression heads in forged and specially hardened steel. The REMS compression heads are system-specific and correspond to the respective compression sleeve system. Thus perfect system-conformity, safe jointing.

Design

Compact, handy, light. Drive unit with battery only 4.6 kg. Vertically from the drive unit located pressing device for seating the compression heads. Can be used anywhere, free hand, over head, in confined spaces. Optimum weight distribution for one-hand operation. Drive unit with inserted compression heads can be put down on the battery ready to pick up. Ergonomically designed housing with soft grip. LED work light for illuminating the work place. Compression heads and expander heads quickly interchangeable, without tools. Secure spring lock seating of compression heads.

Drive

High pressing force for perfect pressing in seconds, e.g. \varnothing 26 mm in only 5 s. Thrust force 30 kN. Powerful electro-hydraulic drive, eccentric reciprocating pump with robust planetary gear. Powerful electro-hydraulic drive with powerful battery motor 21.6 V, 380 W output, robust planetary gear, eccentric reciprocating pump and compact high power hydraulic system. Safety tip switch.

Battery or mains operation

Li-Ion 22V Technology. Highly resistant Li-Ion 21.6V battery with 1.5, 2.5, 5.0 or 9.0Ah capacity, for long service life. Light and powerful. Li-Ion 21.6 V, 1.5 Ah battery for approx. 130 pressings, 2.5 Ah for approx. 220 pressings, 5.0 Ah for approx. 430 pressings, 9.0 Ah for approx. 780 pressings Georg Fischer pfcI ALUPEX-EXPRESS \varnothing 16 mm with one battery charge. Graduated charging status check by coloured LEDs. Operating temperature range – 10 to + 60 °C. No memory effect for maximum battery power. Rapid charger 100–240V, 90W. Rapid charger 100–240V, 290W, for shorter charging times, as accessory. Voltage supply 220–240V/21.6V, 15A output, for mains operation instead of Li-Ion battery 21.6 V, as accessory.

Supply format

REMS Ax-Press 30 22V Basic-Pack. Cordless axial press 30 kN for producing compression sleeve joints with crimping sleeve \varnothing 12–32 mm. Electro-hydraulic drive with powerful battery motor 21.6 V, 380 W, robust planetary gear, eccentric reciprocating pump and compact high power hydraulic system, safety tip switch. LED work light. Battery Li-Ion 21.6 V, 1.5 Ah, rapid charger 220–240V, 50–60Hz, 70W. In sturdy steel case.

| | |
|--|----------|
| | Art.-No. |
| | 573018 |

Accessories

| Description | Art.-No. |
|---|----------|
| REMS Ax-Press 30 22V drive unit , without battery | 573008 |
| Battery Li-Ion 21.6V, 1.5 Ah | 571570 |
| Battery Li-Ion 21.6V, 2.5 Ah | 571571 |
| Battery Li-Ion 21.6V, 5.0 Ah | 571581 |
| Battery Li-Ion 21.6V, 9.0 Ah | 571583 |
| Rapid charger 100–240V, 50–60Hz, 90W | 571585 |
| Rapid charger 100–240V, 50–60Hz, 290W | 571587 |
| Voltage supply 220–240V/21.6V, 50–60Hz, 15 A , for mains operation instead of battery Li-Ion 21.6 V. | 571567 |
| Steel case with insert | 573282 |
| REMS Lumen 2800 22V , cordless LED flood lamp, see page 107 | |

REMS compression heads

| Compression sleeve system | Compression head | Art.-No. |
|--|-------------------|----------|
| Brasstech Raptor/ Metalpex/ Raptor 2/ MULTitermoSAN | ME 14 (pack of 2) | 573100 |
| | ME 16 (pack of 2) | 573102 |
| | ME 20 (pack of 2) | 573106 |
| | ME 26 (pack of 2) | 573108 |
| | ME 32 (pack of 2) | 573110 |
| General Fittings Serie 5400 | ME 14 (pack of 2) | 573100 |
| | ME 16 (pack of 2) | 573102 |
| | ME 20 (pack of 2) | 573106 |
| | ME 26 (pack of 2) | 573108 |
| | ME 32 (pack of 2) | 573110 |



e.g. Brasstech, General Fittings, Georg Fischer pfcI

German Quality Product

Tested by electrosuisse >>>



Info



REMS compression heads

| Compression sleeve system | Compression head | Art.-No. |
|---|-------------------|----------|
| Georg Fischer pfcI ALUPEX-EXPRESS/ Alupex Gas System | ME 16 (pack of 2) | 573102 |
| | ME 20 (pack of 2) | 573106 |
| | ME 26 (pack of 2) | 573108 |
| | ME 32 (pack of 2) | 573110 |
| Logstor | ME 16 (pack of 2) | 573102 |
| | LR 20 (pack of 2) | 573430 |
| | LR 22 (pack of 2) | 573432 |
| | LR 25 (pack of 2) | 573434 |
| | LR 28 (pack of 2) | 573436 |
| | LR 32 (pack of 2) | 573438 |

REMS Ax-Press HK / H

One-hand axial press / Manual axial press

Universal manual axial press for producing compression sleeve joints.

Axial compression Ø 12 – 32 mm

REMS Ax-Press HK – universal up to Ø 22 mm
Ultra small, ultra light, ultra handy. Only 1.1 kg

REMS Ax-Press H – universal up to Ø 32 mm.
Handy and light. Only 1.4 kg.

Complete assortment of REMS compression heads, quickly interchangeable.

System advantage

Only **one** type of compression heads for REMS Ax-Press HK, REMS Ax-Press H, REMS Ax-Press 25 22V ACC, REMS Ax-Press 25 L 22V ACC. Thus easy, economic stocking.

Compression heads

Full range of REMS compression heads for all common compression sleeve systems (page 232 – 233). Choice of REMS compression heads with spring lock for seating common compression inserts. High-grade compression heads in forged and specially hardened steel. The REMS compression heads are system-specific and meet the demands of compression sleeve systems. Thus perfect system-conformity, safe jointing.

Twin compression heads

REMS twin compression heads with two holders each which interleave, for pipe unions of different dimensions (page 232). No need to change compression heads. Extremely simple, saves time.

Design

Compact, job site proven. Handy and light. REMS Ax-Press HK drive unit only 1.1 kg. REMS Ax-Press H drive unit only 1.4 kg. Works anywhere, free-hand, also in tight spots. 66 mm stroke. Quick-acting forward and release for easy, fast operation. Selectable compression head position (**Patent DE 10 2004 018 429, Patent ES 2 273 563, Patent FR 05 03513**) for pressing compression sleeve connectors with a clamping distance of ≤ 161 mm in one action and for double pressings. Quick-change compression heads and pressing inserts without tools. Secure fit of compression heads and pressing inserts by spring catch. REMS Ax-Press H with overload protection.

Expanding

Various pipe expanders and complete range of REMS expanding heads for all common compression sleeve systems (page 237 – 241).



German Quality Product



Supply format

REMS Ax-Press HK drive unit. Axial press for single-handed operation for producing compression sleeve joints Ø 12 – 22 mm. 66 mm stroke. With quick-acting forward and release. For driving REMS compression heads. In a carton.

| | | |
|--|----------|--|
| | Art.-No. | |
| | 574302 | |

Supply format

REMS Ax-Press H drive unit. Manual axial press for producing compression sleeve joints Ø 12 – 32 mm. 66 mm stroke. With quick-acting forward and release. For driving REMS compression heads. In a carton.

| | | |
|--|----------|--|
| | Art.-No. | |
| | 574300 | |

Accessories

| | | |
|--|----------|--|
| Description | Art.-No. | |
| REMS compression heads see page 232 – 233. | | |
| Carrying bag for REMS Ax-Press HK/H drive unit and compression heads | 574437 | |
| Case with inlay for REMS Ax-Press HK drive unit and compression heads | 574352 | |



REMS Ax-Press 25 22V ACC
REMS Ax-Press 25 L 22V ACC

Cordless axial press 20 kN with automatic return
 Cordless axial press 13 kN with automatic return

Compact, handy power tool with automatic return for manufacturing compression sleeve joints. Li-Ion 22V Technology. For battery and corded operation. For trade and industry. For the building site and the workshop.

Axial compression \varnothing 12 – 40 mm

REMS Ax-Press 25 22V ACC – universal up to \varnothing 40 mm. Super light, super handy. Fast. With automatic return. Optimum weight distribution for single-hand operation. Swivelling compression device. Li-Ion 21.6 V, 1.5 Ah battery for approx. 300 pressings REHAU RAUTITAN PX \varnothing 16 mm with one battery charge.

System advantage

Only **one** type of compression heads for REMS Ax-Press HK, REMS Ax-Press H, REMS Ax-Press 25 22V ACC, REMS Ax-Press 25 L 22V ACC. Thus easy, economic stocking.

Compression heads for all common systems

Full range of REMS compression heads for all common compression sleeve systems (page 232 – 233). Choice of REMS compression heads with spring lock for seating common compression inserts. High-grade compression heads in forged and specially hardened steel. The REMS compression heads are system-specific and meet the demands of compression sleeve systems. Thus perfect system-conformity, safe jointing.

Twin compression heads

REMS twin compression heads with two holders each which interleave, for pipe unions of different dimensions (page 232). No need to change compression heads. Extremely simple, saves time.

Design

Compact, handy, light. REMS Ax-Press 25 22V ACC drive machine with battery weighs only 3.0 kg, only 28 cm long REMS Ax-Press 25 L 22V ACC drive machine with battery weighs only 3.2 kg, only 31 cm long REMS Ax-Press 25 22V ACC and REMS Ax-Press 25 L 22V ACC with 40 mm stroke respectively REMS Ax-Press 25 22V ACC with preset compression head position for pressing compression sleeve connectors with a clamping distance $a \leq 82$ mm in one action REMS Ax-Press 25 L 22V ACC with selectable compression head position for pressing compression sleeve connectors with a clamping distance $a \leq 116$ mm in one action and for double pressings. Works anywhere, free-hand, overhead, in confined areas. Optimum weight distribution for single-hand operation. Ergonomically shaped housing with recessed grip. LED work light for illuminating the work place. Swivelling compression device for working in confined area. Compression heads quickly interchangeable, without tools. Secure spring lock seating of compression heads.

Drive

Enormous pressing force for fast and perfect jointing. Thrust force REMS Ax-Press 25 22V 20 kN, thrust force REMS Ax-Press 25 L 22V 13 kN. Powerful electro-hydraulic drive with automatic return (ACC), eccentric reciprocating pump with robust planetary gear. Powerful electro-hydraulic drive with powerful battery motor 21.6 V, 380 W output, robust planetary gear, eccentric reciprocating pump and compact high power hydraulic system. Safety tip switch.

Battery or mains operation

Li-Ion 22V Technology. Highly resistant Li-Ion 21.6V battery with 1.5, 2.5, 5.0 or 9.0 Ah capacity, for long service life. Light and powerful. Li-Ion 21.6 V, 1.5 Ah battery for approx. 300 pressings, 2.5 Ah for approx. 500 pressings, 5.0 Ah for approx. 1000 pressings, 9.0 Ah for approx. 1800 pressings REHAU RAUTITAN PX \varnothing 16 mm with one battery charge. Graduated charging status check by coloured LEDs. Operating temperature range – 10 to + 60 °C. No memory effect for maximum battery power. Rapid charger 100 – 240V, 90W. Rapid charger 100 – 240V, 290W, for shorter charging times, as accessory. Voltage supply 220 – 240V/21.6 V, 15 A output, for mains operation instead of Li-Ion battery 21.6 V, as accessory.

Expanding

Various pipe expanders and complete range of REMS expanding heads for all common pressure sleeve systems

REMS Ax-Press 25 22V ACC



←ACC→
Automatic Circuit Control

with automatic circuit control and charging status check

e.g.
 aquatherm,
 General Fittings,
 IVT,
 REHAU,
 REVEL,
 Seppelfricke,
 TECE,
 TIEMME,
 Würth



REMS Ax-Press 25 L 22V ACC



←ACC→
Automatic Circuit Control


with automatic circuit control and charging status check

e.g.
 AC-FIX,
 BARBI,
 FERRO systems
 BRASELI,
 Brass & Fittings,
 EUROP FLUIDES,
 Fittings Estándar,
 PLÁSTICOS FERRO,
 Velta



Tested by electro:suisse >>

German Quality Product



Supply format

REMS Ax-Press 25 22V ACC Basic-Pack. Cordless axial press 20 kN for producing compression sleeve joints Ø 12–40 mm. 40 mm stroke, for pressing compression sleeve connections with a clamping distance $a \leq 82$ mm. For driving REMS pressing heads. Electro-hydraulic drive with powerful battery motor 21.6 V, 380 W, robust planetary gear, eccentric reciprocating pump and compact high power hydraulic system, safety tip switch, swivelling pressing device. LED work light. Battery Li-Ion 21.6 V, 1.5 Ah, rapid charger 220–240V or 110 V, 50–60 Hz, 70 W. Without compression heads. In sturdy steel case.

| | | |
|--|----------|--|
| | Art.-No. | |
| | 573022 | |

Other voltages on request.

Supply format

REMS Ax-Press 25 L 22V ACC Basic-Pack. Cordless axial press 13 kN for producing compression sleeve joints Ø 12–40 mm. 40 mm stroke, for pressing compression sleeve connections with a clamping distance $a \leq 116$ mm. For driving REMS pressing heads. Electro-hydraulic drive with powerful battery motor 21.6 V, 380 W, robust planetary gear, eccentric reciprocating pump and compact high power hydraulic system, safety tip switch, swivelling pressing device. LED work light. Battery Li-Ion 21.6 V, 1.5 Ah, rapid charger 220–240V or 110 V, 50–60 Hz, 70 W. Without compression heads. In sturdy steel case.

| | | |
|--|----------|--|
| | Art.-No. | |
| | 573023 | |

Other voltages on request.



Accessories

| Description | Art.-No. |
|---|----------|
| REMS compression heads see page 232–233. | |
| REMS Ax-Press 25 22V ACC drive unit, a ≤ 82 mm, without battery | 573020 |
| REMS Ax-Press 25 L 22V ACC drive unit, a ≤ 116 mm, without battery | 573021 |
| Battery Li-Ion 21.6 V, 1.5 Ah | 571570 |
| Battery Li-Ion 21.6 V, 2.5 Ah | 571571 |
| Battery Li-Ion 21.6 V, 5.0 Ah | 571581 |
| Battery Li-Ion 21.6 V, 9.0 Ah | 571583 |
| Rapid charger 100–240V, 50–60 Hz, 90W | 571585 |
| Rapid charger 100–240V, 50–60 Hz, 290W | 571587 |
| Voltage supply 220–240V/21.6 V, 50–60 Hz, 15 A, for mains operation instead of battery Li-Ion 21.6 V. | 571567 |
| Steel case with insert | 578290 |
| REMS Lumen 2800 22V, cordless LED flood lamp, see page 107 | |



REMS compression heads

Accessories for REMS Ax-Press HK, REMS Ax-Press H, REMS Ax-Press 25 22V ACC, REMS Ax-Press 25 L 22V ACC



REMS compression heads with spring lock for commercially available press inserts

| Description | Use |
|---|--|
| Compression head Basic 20 (pack of 2) | for pipe fittings 20 mm and for standard press inserts outer Ø 20 mm |
| Compression head Basic 25 (pack of 2) | for pipe fittings 25 mm and for standard press inserts outer Ø 25 mm |
| Compression head Basic 32 (pack of 2) | for pipe fittings 32 mm and for standard press inserts outer Ø 32 mm |



REMS twin compression heads

| Description | Use |
|--|--------------------------------|
| Twin compression head RH 16/20 (pack of 2) | for pipe fittings 16 and 20 mm |



REMS compression head for T-pieces, elbows, splitters, transition pieces

| Description | Use |
|--|---|
| Compression head UNI T/L (piece) | for T-pieces, elbows, splitters, in combination with an additional compression head; for transition pieces, in combination with a support bolt |



REMS support bolt for transition pieces

| Description | for transition pieces inch | Art.-No. |
|--------------------------|-------------------------------|----------|
| Support bolt 3/8" | 3/8 | 573647 |
| Support bolt 1/2" | 1/2 | 573648 |
| Support bolt 3/4" | 3/4 | 573649 |

Commercially available press inserts:

T's and elbows


Dm 16

Dm 20

Dm 22

Dm 25

Dm 32



REMS compression heads

Accessories for REMS Ax-Press HK, REMS Ax-Press H, REMS Ax-Press 25 22V ACC, REMS Ax-Press 25 L 22V ACC

Select compression heads yourself!

Search for the required compression sleeve system in the table below and select the correct compression heads.

High-grade compression heads in forged and specially hardened steel. Quickly interchangeable, without tools. The REMS compression heads are system-specific and comply with the requirements of the respective compression sleeve system. Thus perfect system-conformity, safe jointing. Drive through REMS axial presses.




| Pressure sleeves system | Compression head mm | Number of pressing heads | fits REMS Ax-Press | | | | Art.-No. |
|---|---------------------|--------------------------|--------------------|---|----|--------|----------|
| | | | HK ¹⁾ | H | 25 | 25L | |
| AC-FIX (Global Piping System) | UNI 12 | 2 | • | • | • | • | 573630 |
| | UNI 16 | 2 | • | • | • | • | 573632 |
| | UNI 20 | 2 | • | • | • | • | 573636 |
| | UNI 25 | 2 | • | • | • | • | 573640 |
| | UNI 32 | 2 | • | • | • | • | 573644 |
| | UNI T/L** | 1 | • | • | • | • | 573646 |
| | Basic 20* | 2 | • | • | • | • | 573624 |
| Basic 25* | 2 | • | • | • | • | 573616 | |
| Basic 32* | 2 | • | • | • | • | 573628 | |
| aquatherm | AT 16 | 2 | • | • | • | • | 573120 |
| | AT 20 | 2 | • | • | • | • | 573122 |
| | AT 25 | 2 | • | • | • | • | 573124 |
| | AT 32 | 2 | • | • | • | • | 573126 |
| | AT 40 | 2 | • | • | • | • | 573128 |
| | UNI 18 | 2 | • | • | • | • | 573634 |
| BARBI GLADIATOR (Industrial Blansol) | UNI 22 | 2 | • | • | • | • | 573638 |
| | UNI 26 | 2 | • | • | • | • | 573642 |
| | UNI 32 | 2 | • | • | • | • | 573644 |
| | UNI 40 | 2 | • | • | • | • | 573652 |
| | UNI T/L** | 1 | • | • | • | • | 573646 |
| | Basic 20* | 2 | • | • | • | • | 573624 |
| | Basic 25* | 2 | • | • | • | • | 573616 |
| Basic 32* | 2 | • | • | • | • | 573628 | |
| BARBI RETICULADO (Industrial Blansol) | UNI 12 | 2 | • | • | • | • | 573630 |
| | UNI 16 | 2 | • | • | • | • | 573632 |
| | UNI 20 | 2 | • | • | • | • | 573636 |
| | UNI 25 | 2 | • | • | • | • | 573640 |
| | UNI 32 | 2 | • | • | • | • | 573644 |
| | UNI 40 | 2 | • | • | • | • | 573652 |
| | UNI T/L** | 1 | • | • | • | • | 573646 |
| Basic 20* | 2 | • | • | • | • | 573624 | |
| Basic 25* | 2 | • | • | • | • | 573616 | |
| Basic 32* | 2 | • | • | • | • | 573628 | |
| FERRO systems BRASELI GPF AXIAL | UNI 12 | 2 | • | • | • | • | 573630 |
| | UNI 16 | 2 | • | • | • | • | 573632 |
| | UNI 20 | 2 | • | • | • | • | 573636 |
| | UNI 25 | 2 | • | • | • | • | 573640 |
| | UNI 32 | 2 | • | • | • | • | 573644 |
| | UNI T/L** | 1 | • | • | • | • | 573646 |
| | Basic 20* | 2 | • | • | • | • | 573624 |
| Basic 25* | 2 | • | • | • | • | 573616 | |
| Basic 32* | 2 | • | • | • | • | 573628 | |
| Brass & Fittings PRESSMAN PowerFit | UNI 16 | 2 | • | • | • | • | 573632 |
| | UNI 20 | 2 | • | • | • | • | 573636 |
| | UNI 25 | 2 | • | • | • | • | 573640 |
| | UNI 32 | 2 | • | • | • | • | 573644 |
| | UNI T/L** | 1 | • | • | • | • | 573646 |
| | Basic 20* | 2 | • | • | • | • | 573624 |
| | Basic 25* | 2 | • | • | • | • | 573616 |
| Basic 32* | 2 | • | • | • | • | 573628 | |
| COMAP PEXY | UNI 12 | 2 | • | • | • | • | 573630 |
| | UNI 16 | 2 | • | • | • | • | 573632 |
| | UNI 20 | 2 | • | • | • | • | 573636 |
| | UNI 25 | 2 | • | • | • | • | 573640 |
| | UNI 32 | 2 | • | • | • | • | 573644 |
| | UNI T/L** | 1 | • | • | • | • | 573646 |
| | Basic 25* | 2 | • | • | • | • | 573616 |
| Basic 32* | 2 | • | • | • | • | 573628 | |
| EUROP FLUIDES HYDROFLUIDES | UNI 12 | 2 | • | • | • | • | 573630 |
| | UNI 16 | 2 | • | • | • | • | 573632 |
| | UNI 20 | 2 | • | • | • | • | 573636 |
| | UNI 25 | 2 | • | • | • | • | 573640 |
| | UNI 32 | 2 | • | • | • | • | 573644 |
| | UNI T/L** | 1 | • | • | • | • | 573646 |
| | Basic 25* | 2 | • | • | • | • | 573616 |
| Basic 32* | 2 | • | • | • | • | 573628 | |
| Fittings Estándar | UNI 12 | 2 | • | • | • | • | 573630 |
| | UNI 16 | 2 | • | • | • | • | 573632 |
| | UNI 20 | 2 | • | • | • | • | 573636 |
| | UNI 25 | 2 | • | • | • | • | 573640 |
| | UNI 32 | 2 | • | • | • | • | 573644 |
| | UNI T/L** | 1 | • | • | • | • | 573646 |
| | Basic 20* | 2 | • | • | • | • | 573624 |
| Basic 25* | 2 | • | • | • | • | 573616 | |
| Basic 32* | 2 | • | • | • | • | 573628 | |
| General Fittings Serie 3400 PEX Gold-Fix | RE 16 | 2 | • | • | • | • | 573160 |
| | RE 20 | 2 | • | • | • | • | 573162 |
| | RE 25 | 2 | • | • | • | • | 573172 |
| | RE 32 | 2 | • | • | • | • | 573178 |
| | RO 16 | 2 | • | • | • | • | 573184 |
| | RO 20 | 2 | • | • | • | • | 573186 |
| General Fittings Serie 3400 PEX/AL/PEX Gold-Fix | RE 16 | 2 | • | • | • | • | 573160 |
| | RE 20 | 2 | • | • | • | • | 573162 |
| | RE 25 | 2 | • | • | • | • | 573172 |
| | RE 32 | 2 | • | • | • | • | 573178 |
| | RO 16 | 2 | • | • | • | • | 573184 |
| | RO 20 | 2 | • | • | • | • | 573186 |
| General Fittings Serie 3700 PEX | TC 12/14/16 | 2 | • | • | • | • | 573360 |
| | TC 18/20 | 2 | • | • | • | • | 573364 |
| | TC 25 | 2 | • | • | • | • | 573367 |
| | TC 32 | 2 | • | • | • | • | 573370 |
| General Fittings Serie 3700 PEX/AL/PEX | TC 12/14/16 | 2 | • | • | • | • | 573360 |
| | TC 18/20 | 2 | • | • | • | • | 573364 |
| | TC 25 | 2 | • | • | • | • | 573367 |
| | TC 32 | 2 | • | • | • | • | 573370 |
| HERZ QUICK FIX | HC 16 | 2 | • | • | • | • | 573112 |
| | HC 20 | 2 | • | • | • | • | 573114 |
| | HC 26 | 2 | • | • | • | • | 573116 |
| | HC 32 | 2 | • | • | • | • | 573118 |
| IVT PRINETO | IV 16/17 | 3 | • | • | • | • | 573320 |
| | IV 20/21 | 3 | • | • | • | • | 573325 |
| | IV 25/26 | 3 | • | • | • | • | 573330 |
| | IV 32/33 | 3 | • | • | • | • | 573335 |

| Pressure sleeves system | Compression head mm | Number of pressing heads | fits REMS Ax-Press | | | | Art.-No. |
|---|---|--------------------------|--------------------|---|----|--------|----------|
| | | | HK ¹⁾ | H | 25 | 25L | |
| PB TUB Sertigliss | UNI 12 | 2 | • | • | • | • | 573630 |
| | UNI 16 | 2 | • | • | • | • | 573632 |
| | UNI 20 | 2 | • | • | • | • | 573636 |
| | UNI 25 | 2 | • | • | • | • | 573640 |
| | UNI 32 | 2 | • | • | • | • | 573644 |
| | UNI T/L** | 1 | • | • | • | • | 573646 |
| | Basic 25* | 2 | • | • | • | • | 573616 |
| Basic 32* | 2 | • | • | • | • | 573628 | |
| PLÁSTICOS FERRO FERROPLAST GPF AXIAL | UNI 16 | 2 | • | • | • | • | 573632 |
| | UNI 20 | 2 | • | • | • | • | 573636 |
| | UNI 25 | 2 | • | • | • | • | 573640 |
| | UNI 32 | 2 | • | • | • | • | 573644 |
| | UNI T/L** | 1 | • | • | • | • | 573646 |
| | Basic 20* | 2 | • | • | • | • | 573624 |
| Basic 25* | 2 | • | • | • | • | 573616 | |
| Basic 32* | 2 | • | • | • | • | 573628 | |
| PLUMBING PLUS EZIPEX Sleeve Water (AUS) | RH 16 L | 2 | • | • | • | • | 573150 |
| | RH 20 L | 2 | • | • | • | • | 573152 |
| | RH 16/20 L | 2 | • | • | • | • | 573158 |
| | RH 25 | 2 | • | • | • | • | 573154 |
| | RH 32 | 2 | • | • | • | • | 573156 |
| PLUMBING PLUS EZIPEX Sleeve Gas (AUS) | RH 16 L | 2 | • | • | • | • | 573150 |
| | RH 20 L | 2 | • | • | • | • | 573152 |
| | RH 16/20 L | 2 | • | • | • | • | 573158 |
| | RH 25 | 2 | • | • | • | • | 573154 |
| | RH 32 | 2 | • | • | • | • | 573156 |
| REHAU RAUTHERM SDR 11 LX | RH 12 | 2 | • | • | • | • | 573164 |
| | RH 16 | 2 | • | • | • | • | 573166 |
| | RH 20 | 2 | • | • | • | • | 573170 |
| | RH 25 | 2 | • | • | • | • | 573154 |
| | RH 32 | 2 | • | • | • | • | 573156 |
| REHAU RAUTHERM S (REHAU HAS) | RH 17 | 2 | • | • | • | • | 573168 |
| | RH 20 | 2 | • | • | • | • | 573170 |
| | RH 25 | 2 | • | • | • | • | 573154 |
| | RH 32 | 2 | • | • | • | • | 573156 |
| | REHAU RAUTITAN PX/MX/SX/RX/ gas/sprinkler | RE 16 | 2 | • | • | • | • |
| RE 20 | | 2 | • | • | • | • | 573162 |
| RE 25 | | 2 | • | • | • | • | 573172 |
| RE 32 | | 2 | • | • | • | • | 573178 |
| RE 40 | | 2 | • | • | • | • | 573176 |
| REHAU (GBR) EVERLOC | RH 16 | 2 | • | • | • | • | 573166 |
| | RH 20 | 2 | • | • | • | • | 573170 |
| | RH 25 | 2 | • | • | • | • | 573154 |
| | RH 32 | 2 | • | • | • | • | 573156 |
| REVEL-PEX | RV 16 | 2 | • | • | • | • | 573400 |
| | RV 20 | 2 | • | • | • | • | 573402 |
| | RV 25 | 2 | • | • | • | • | 573404 |
| | RV 32 | 2 | • | • | • | • | 573406 |
| REVI REVIUNI | TC 12/14/16 | 2 | • | • | • | • | 573360 |
| | TC 18/20 | 2 | • | • | • | • | 573364 |
| | TC 25 | 2 | • | • | • | • | 573367 |
| | TC 32 | 2 | • | • | • | • | 573370 |
| REVI REVITERM Riquier à glissement | UNI 12 | 2 | • | • | • | • | 573630 |
| | UNI 16 | 2 | • | • | • | • | 573632 |
| | UNI 20 | 2 | • | • | • | • | 573636 |
| | UNI 25 | 2 | • | • | • | • | 573640 |
| Seppelfricke SD Sistemi Italia Sylver | UNI 32 | 2 | • | • | • | • | 573644 |
| | UNI T/L** | 1 | • | • | • | • | 573646 |
| | Basic 25* | 2 | • | • | • | • | 573616 |
| | RE 16 | 2 | • | • | • | • | 573160 |
| | RE 20 | 2 | • | • | • | • | 573162 |
| Seppelfricke SD Sistemi Italia Neroflex | RE 25 | 2 | • | • | • | • | 573172 |
| | RE 32 | 2 | • | • | • | • | 573178 |
| | RO 16 | 2 | • | • | • | • | 573184 |
| | RO 20 | 2 | • | • | • | • | 573186 |
| | TECE TECEflex | TC 12/14/16 | 2 | • | • | • | • |
| TC 18/20 | | 2 | • | • | • | • | 573364 |
| TC 25 | | 2 | • | • | • | • | 573367 |
| TC 32 | | 2 | • | • | • | • | 573370 |
| TIEMME Assialpex | RE 16 | 2 | • | • | • | • | 573160 |
| | RE 20 | 2 | • | • | • | • | 573162 |
| | RE 25 | 2 | • | • | • | • | 573172 |
| | RE 32 | 2 | • | • | • | • | 573178 |
| Tradelink TradePex Sleeve Water | RH 16 L | 2 | • | • | • | • | 573150 |
| | RH 20 L | 2 | • | • | • | • | 573152 |
| | RH 16/20 L | 2 | • | • | • | • | 573158 |
| | RH 25 | 2 | • | • | • | • | 573154 |
| | RH 32 | 2 | • | • | • | • | 573156 |
| Tradelink TradePex Sleeve Gas | RH 16 L | 2 | • | • | • | • | 573150 |
| | RH 20 L | 2 | • | • | • | • | 573152 |
| | RH 16/20 L | 2 | • | • | • | • | 573158 |
| | RH 25 | 2 | • | • | • | • | 573154 |
| | RH 32 | 2 | • | • | • | • | 573156 |
| Velta Eurojaugé | UNI 12 | 2 | • | • | • | • | 573630 |
| | UNI 16 | 2 | • | • | • | • | 573632 |
| | UNI 20 | 2 | • | • | • | • | 573636 |
| | UNI 25 | 2 | • | • | • | • | 573640 |
| | UNI T/L** | 1 | • | • | • | • | 573646 |
| Basic 25* | 2 | • | • | • | • | 573616 | |
| Würth PRINETO | IV 16/17 | 3 | • | • | • | • | 573320 |
| | IV 20/21 | 3 | • | • | • | • | 573325 |
| | IV 25/26 | 3 | • | • | • | • | 573330 |
| | IV 32/33 | 3 | • | • | • | • | 573335 |

Pressure sleeve systems for gas installations may only be pressed with the yellow-highlighted pressing heads in the table. Observe the national regulations.

Compression heads for additional compression sleeve systems on request.
¹⁾ For producing compression sleeve connection of Ø 12–22 mm.

- **Compression heads with spring lock**
 - **Compression head Basic 20** for pipe fittings 20 mm and for standard press inserts outer Ø 2



Expanding Extracting

| | | |
|---|---|------------|
|  | Hand tube expander Cu | 236 |
|  | Expander head Cu | 236 |
|  | One-hand pipe expander | 237 |
|  | Hand tube expander P | 237 |
|  | Cordless pipe expander Cu | 238 |
|  | Cordless pipe expander P | 238 |
|  | Cordless pipe expander P-CEF | 238 |
|  | Electro-hydraulic pipe expander P-CEF | 240 |
|  | Expander head P Expander head P-CEF | 241 |
|  | Hand tube extractor | 242 |
|  | Electric tube extractor Electric tube expander | 243 |

REMS Ex-Press Cu

Hand tube expander

Proven quality tool for expanding and calibrating pipes for pipe installation without fittings.

Soft copper tubes $s \leq 1.5$ mm Ø 8–42 mm
Ø 3/8–1 1/8"

Soft aluminium tubes,
soft precision steel tubes $s \leq 1.2$ mm Ø 8–42 mm
Ø 3/8–1 1/8"

Soft stainless steel tubes $s \leq 1$ mm Ø 8–42 mm
Ø 3/8–1 1/8"

REMS Ex-Press Cu – for making sockets yourself.
6-face mandrel for even and concentric expanding.
Extra long sockets according to DVGW. Expander heads with calibration neck, fit other makes as well.

Cost advantage

Pipe installation without fittings. No costs for fittings, storage, procurement. Savings in soldering joints, soldering material and working hours. Using up pipe pieces to provide sockets.

Design

Robust quality tool. Torsion-free, power-transmitting expander levers with ergonomically designed handles, for effortless expanding. 6-face mandrel for even and concentric expanding. Extra long sockets, spring-loaded return of mandrel release. Also for other suitable makes of expander heads.

Expander heads

Quick-change. Extra long expander heads result in extra long sockets for perfect pipe connections according to DVGW. Special neck at expander head specially for calibration of deformed pipe ends.



German Quality Product



Info

Supply format

REMS Ex-Press Cu Set. Hand tube expander Ø 8–42 mm, Ø 3/8–1 1/8". Soft copper tubes Ø 8–42 mm, Ø 3/8–1 1/8", $s \leq 1.5$ mm, soft aluminium tubes and soft steel precision tubes Ø 8–42 mm, Ø 3/8–1 1/8", $s \leq 1.2$ mm, soft stainless steel tubes Ø 8–42 mm, Ø 3/8–1 1/8", $s \leq 1$ mm. Expander drive. Choice of expander heads for pipes in mm or inch. In sturdy steel case.

| Description | Art.-No. |
|--------------------------------|----------|
| Set 12-15-18-22 | 150000 |
| Set 12-15-22-28 | 150005 |
| Set 15-18-22-28 | 150006 |
| Set 12-15-18-22-28 | 150007 |
| Set 12-14-16-18-22-28-32 | 150008 |
| Set 12-14-16-18-22 | 150010 |
| Set 3/8-1/2-5/8-3/4-7/8-1 1/8" | 150017 |
| Set 1/2-5/8-3/4-1 1/8" | 150018 |
| Set 3/8-1/2-5/8-3/4" | 150019 |
| Set 3/8-1/2-5/8-3/4-1" | 150020 |



Accessories

| Description | Pipes Ø mm/inch | Art.-No. |
|--|-----------------|----------|
| Expander head Cu (fit expander drives of REMS Ex-Press Cu 22 V ACC and other makes also) | 8 | 150100 |
| | 10 | 150105 |
| | 12 | 150110 |
| | 14 | 150120 |
| | 15 | 150125 |
| | 16 | 150130 |
| | 18 | 150140 |
| | 20 | 150145 |
| | 22 | 150150 |
| | 24 | 150155 |
| | 25 | 150160 |
| | 26 | 150165 |
| | 28 | 150170 |
| | 30 | 150175 |
| | 32 | 150180 |
| | 34 | 150185 |
| | 35 | 150190 |
| | 36 | 150195 |
| | 40 | 150205 |
| 42 | 150210 | |
| | 3/8" | 150220 |
| | 1/2" | 150225 |
| | 5/8" | 150230 |
| | 3/4" | 150235 |
| | 7/8" | 150240 |
| | 1" | 150245 |
| | 1 1/8" | 150250 |
| Expander drive Cu (taper angle 18°) | | 150500 |
| Steel case with insert | | 150600 |



REMS Ex-Press H

One-hand pipe expander

Robust, compact quality tool for expanding tubes.
For one-hand operation.

PEX tubes Serie S 5 according to ISO 4065 Ø 12–40 mm

REMS Ex-Press H – universal up to Ø 40 mm.

Robust, compact quality tool. Super light, only 0.7 kg.
Stepped mandrels for expanding several tube dimensions, no tool change required.
Torsion-free, leveraged expander tool for effortless expanding.
For one-hand operation.

Supply format

REMS Ex-Press H. One-hand pipe expander for PEX tubes Serie S 5 according to ISO 4065 Ø 12–40 mm. In a carton.

| | |
|--|----------|
| | Art.-No. |
| | 150550 |



German Quality Product



REMS Ex-Press P

Hand tube expander

Proven quality tool for expanding tubes.
Plastic tubes, multi-layer composite tubes Ø 12–32 mm

REMS Ex-Press P – for expanding tubes. Conical mandrel for even and concentric expanding.

Design

Robust quality tool. Torsion-free, power-transmitting expander levers with ergonomically designed handles, for effortless expanding. Conical mandrel (taper angle 18°) for even and concentric expanding. Long mandrel guidance, spring-loaded mandrel release. Also for other suitable makes of expander heads.

Expander heads for all common systems

Complete assortment of REMS expander heads P for all common compression sleeve systems (page 241). Quickly interchangeable, without tools. The REMS expander heads are system-specific and comply with the requirements of the respective compression sleeve system. Thus perfect system-conformity, exact expanding.

Supply format

REMS Ex-Press P Set. Hand tube expander for plastic tubes and multi-layer composite tubes Ø 12–32 mm. REMS Ex-Press P. Expander heads P for tubes in mm. In sturdy steel case.

| Description | Compr. sleeve system | Art.-No. |
|---------------------------------|--|----------|
| Set AT P 16-20-25 | aquatherm SHT PB/PE-Rohre | 150021 |
| Set AT V 16-20-25 | aquatherm SHT Mehrschicht-Metall- verbundrohre | 150033 |
| Set IV 16/17-20/21-25/26 | IVT PRINETO, Würth PRINETO | 150026 |
| Set RH HAS 17-20-25 | REHAU RAUTHERM S (REHAU HAS) | 150027 |
| Set RH HIS 16-20-25 | REHAU RAUTITAN flex/ gas flex/pink/his, General Fittings Serie 3400 PEX, REVEL, Seppelfricke SD Sistemi Italia Neroflex, TIEMME Assialpex | 150028 |
| Set RH MKV 16-20-25 | REHAU RAUTITAN stabil/ gas stabil, General Fittings Serie 3400 PEX/AL/PEX, Seppelfricke SD Sistemi Italia Sylver | 150022 |
| Set RH 16-20-25 | REHAU RAUTHERM (série S 5), REHAU (GBR) EVERLOC | 150029 |
| Set TC 16-18/20-25 | TECE TECEflex, General Fittings Serie 3700 PEX / PEX/AL/PEX | 150025 |

System-specific and/or national differences of the wall thickness (s) of tubes need to be considered selecting expander heads, see table page 241.

Accessories

| | |
|---|----------|
| Description | Art.-No. |
| Expander heads P see page 241. | |
| Expander drive REMS Ex-Press P (taper angle 18°) | 150510 |
| Steel case with insert | 150600 |



German Quality Product



e.g.
aquatherm,
General Fittings,
IVT,
REHAU,
REVEL,
Seppelfricke,
TECE,
TIEMME,
Würth



REMS Ex-Press 22V ACC

Cordless pipe expander 20 kN with automatic return

Compact, handy power tool with automatic return for fast, easy expansion of pipes/rings. Li-Ion 22V Technology. For cordless and mains operation. For trade and industry. For the building site and the workshop.

Expander Cu

for holding the REMS Cu expander heads and suitable expander heads of other makes for:

Soft copper pipes, $s \leq 1.5 \text{ mm}$ $\varnothing 8 - 42 \text{ mm}$
 $\varnothing \frac{3}{8} - 1\frac{3}{4}''$

Soft aluminium pipes,
 soft precision steel pipes, $s \leq 1.2 \text{ mm}$ $\varnothing 8 - 42 \text{ mm}$
 $\varnothing \frac{3}{8} - 1\frac{3}{4}''$

Soft stainless steel pipes, $s \leq 1 \text{ mm}$ $\varnothing 8 - 42 \text{ mm}$
 $\varnothing \frac{3}{8} - 1\frac{3}{4}''$

Expander P

for holding the REMS P expander heads and suitable expander heads of other makes for:

Plastic tubes, composite tubes $\varnothing 12 - 40 \text{ mm}$

Expander P-CEF

for holding the REMS P-CEF expander heads and suitable expander heads of other makes for:

Cold Expansion Fittings made of plastic (P-CEF)
 $\varnothing 16 - 40 \text{ mm}$
 $\varnothing \frac{1}{2} - 1\frac{1}{2}''$
 $s \leq 4.95 \text{ mm}$

REMS Ex-Press 22V ACC – fast, easy electric expanding up to $\varnothing 42 \text{ mm}$. With automatic return. Conical expanding mandrel for even centric expanding. E.g. REMS Ex-Press Cu 22V ACC with Li-Ion 21.6 V, 1.5 Ah battery for approx. 360 expansions of soft copper pipe $15 \times 1 \text{ mm}$ with one battery charge.

System advantage

Only **one** drive unit, optionally with **expander Cu** for holding the REMS Cu expander heads and suitable expander heads of other makes, **expander P** for holding the REMS P expander heads and suitable expander heads of other makes, **expander P-CEF** for holding the REMS P-CEF expander heads and suitable expander heads of other makes.

Expander heads for all common systems

Quick-change, without tools. Also for other suitable makes of expander tongs.

REMS expander heads Cu (page 236) with extra long segments provide an extra long muff for a perfect pipe joint in accordance with DVGW. Collar on the expander head for calibrating unround pipe ends.

REMS expander heads P (page 241) are system-specific and correspond to the requirements of the respective compression sleeve systems. Therefore, perfectly system-conformant, exact expanding.

REMS expander heads P-CEF (page 241) are system-specific and correspond to the requirements of the respective systems. Automatic, gradual expansion until reaching the given end position which is determined by the expander head.

Design


Ultra light, ultra small, ultra handy. Drive unit with battery pack weighs only 2.7 kg. Drive unit with expander only 26 cm long. Can therefore be used anywhere, free hand, over head, also in very confined spaces. Optimum weight distribution for one-hand operation. Ergonomically designed housing. LED work light for illuminating the work place. Expanding mandrel of the Cu and P expanders with conical angle 18° , expanding mandrel of the P-CEF expander with conical angle 20° , or even centric expanding. Long mandrel guide, spring-loaded mandrel recoil. Also for other suitable makes of expander heads.

Drive

High expanding force for perfect, split-second expanding. Thrust force 20 kN. Powerful electro-hydraulic drive with automatic return (ACC), with powerful battery motor 21.6V, 380W output, robust planetary gear, eccentric reciprocating pump and compact high power hydraulic system. Safety switch.



REMS Ex-Press Cu



REMS Ex-Press P



REMS Ex-Press P-CEF

German Quality Product

Tested by electrosuisse >>>



Info

Battery or mains operation

Li-Ion 22V Technology. Highly resistant Li-Ion 21.6V battery with 1.5, 2.5, 5.0 or 9.0 Ah capacity, for long service life. Light and powerful.

REMS Ex-Press Cu 22V ACC with Li-Ion 21.6 V, 1.5 Ah battery for approx. 360 expansions, 2.5 Ah for approx. 600 expansions, 5.0 Ah for approx. 1200 expansions, 9.0 Ah for approx. 2160 expansions of soft copper pipe $15 \times 1 \text{ mm}$ with one battery charge.

REMS Ex-Press P 22V ACC with Li-Ion 21.6 V, 1.5 Ah battery for approx. 450 expansions, 2.5 Ah for approx. 750 expansions, 5.0 Ah for approx. 1500 expansions, 9.0 Ah for approx. 2700 expansions of REHAU RAUTITAN flex $\varnothing 16 \times 2.2 \text{ mm}$ with one battery charge.

REMS Ex-Press P-CEF 22V ACC with Li-Ion 21.6 V, 1.5 Ah battery for approx. 120 expansions, 2.5 Ah for approx. 200 expansions, 5.0 Ah for approx. 410 expansions, 9.0 Ah for approx. 740 expansions of Uponor Quick & Easy $\varnothing 16 \times 1.8$ with one battery charge.

Graduated charging status check by coloured LEDs. Operating temperature range -10 to $+60^\circ\text{C}$. No memory effect for maximum battery power. Rapid charger 100–240V, 90W. Rapid charger 100–240V, 290W, for shorter charging times, as accessory. Voltage supply 220–240V/21.6 V, 15A output, for mains operation instead of Li-Ion xbattery 21.6 V, as accessory.

Supply format

REMS Ex-Press Cu 22V ACC Basic-Pack. Cordless pipe expander 20 kN for fast expanding of copper pipes \varnothing 8–42 mm. Electro-hydraulic drive with automatic return, with powerful 21.6V, 380W battery motor, robust planetary gear, eccentric reciprocating pump and compact high power hydraulic system, safety switch. LED work light. Li-Ion 21.6V, 1.5Ah battery, 220–240V, 50–60Hz, 70W rapid charger. Cu expander for holding the REMS Cu expander heads and suitable expander heads of other makes. Without expander heads. In sturdy steel case.

| | | |
|--|----------|--|
| | Art.-No. | |
| | 575020 | |

Other voltages on request.



Supply format

REMS Ex-Press P 22V ACC Basic-Pack. Cordless pipe expander 20 kN for fast expanding of plastic and composite tubes \varnothing 12–40 mm. Electro-hydraulic drive with automatic return, with powerful 21.6V, 380W battery motor, robust planetary gear, eccentric reciprocating pump and compact high power hydraulic system, safety switch. LED work light. Li-Ion 21.6V, 1.5 Ah battery, 220–240V, 50–60 Hz, 70 W rapid charger. P expander for holding the REMS P expander heads and suitable expander heads of other makes. Without expander heads. In sturdy steel case.

| | | |
|--|----------|--|
| | Art.-No. | |
| | 575021 | |

Other voltages on request.



e.g.
aquatherm,
General Fittings,
IVT,
REHAU,
REVEL,
Seppelfricke,
TECE,
TIEMME,
Würth

Supply format

REMS Ex-Press P-CEF 22V ACC Basic-Pack. Cordless pipe expander 20 kN for fast expanding of plastic tubes \varnothing 16–40 mm. Electro-hydraulic drive with automatic return, with powerful 21.6V, 380W battery motor, robust planetary gear, eccentric reciprocating pump and compact high power hydraulic system, safety switch. LED work light. Li-Ion 21.6V, 1.5 Ah battery, 220–240V, 50–60Hz, 70W rapid charger. P-CEF expander for holding the REMS P-CEF expander heads and suitable expander heads of other makes. Without expander heads. In sturdy steel case.

| | | |
|--|----------|--|
| | Art.-No. | |
| | 575022 | |

Other voltages on request.



e.g.
Brass & Fittings,
Uponor

Accessories

| Description | Art.-No. | |
|--|----------|--|
| REMS Ex-Press 22V ACC drive unit, without expander, without battery | 575010 | |
| Expander Cu for holding the REMS Cu expander heads and suitable expander heads of other makes for: Conical angle 18°. | 575252 | |
| Expander heads Cu see page 236 | | |
| Expander P for holding the REMS P expander heads and suitable expander heads of other makes for: Conical angle 18°. | 575253 | |
| Expander heads P see page 241. | | |
| Expander P-CEF for holding the REMS P-CEF expander heads and suitable expander heads of other makes for: Conical angle 20°. | 575256 | |
| Expander heads P-CEF see page 241. | | |
| Expander tongs P-CEF (conical angle 20°), for accommodating the expander heads P-CEF 16–40 mm, 1/2–1 1/2" | 150515 | |
| Battery Li-Ion 21.6V, 1.5 Ah | 571570 | |
| Battery Li-Ion 21.6V, 2.5 Ah | 571571 | |
| Battery Li-Ion 21.6V, 5.0 Ah | 571581 | |
| Battery Li-Ion 21.6V, 9.0 Ah | 571583 | |
| Rapid charger 100–240V, 50–60 Hz, 90W | 571585 | |
| Rapid charger 100–240V, 50–60 Hz, 290W | 571587 | |
| Voltage supply 220–240V/21.6V, 50–60 Hz, 15A, for mains operation instead of battery Li-Ion 21.6 V. | 571567 | |
| Steel case with insert | 578290 | |
| REMS Lumen 2800 22V, cordless LED flood lamp, see page 107 | | |



REMS Power-Ex-Press P-CEF ACC

Electro-hydraulic pipe expander 34 kN with automatic return

Compact, handy power tool for fast, easy expanding of pipes/rings. For trade and industry. For the building site and the workshop.

Cold Expansion Fittings made of plastic (P-CEF)

Ø 16–63 mm

Ø ½–2"

s ≤ 6.3 mm

REMS Power-Ex-Press P-CEF ACC – Fast, easy electric expanding up to Ø 63 mm. With automatic return. For Uponor Quick & Easy and Giacomini GX System.

Expander heads

Large expanding capacity up to Ø 63 mm. Automatic, gradual expansion until reaching the given end position which is determined by the expander head. Use of the REMS P-CEF expander heads and suitable expander heads of other makes for: Expander 50–63 mm, 2", for holding the REMS P-CEF expander heads 50–63 mm, 2" and suitable expander heads of other makes. Expander 16–40 mm, ½–1½", for holding the REMS P-CEF expander heads 16–40 mm, ½–1½" and suitable expander heads of other makes, as an accessory.

Execution

Compact, robust, job site-proven. Small in size, slender design, drive unit only 5.6 kg. Works anywhere, free-hand, overhead, in confined areas. Ideal weight distribution for single handed operation. Ergonomically designed housing with recessed grip.

Drive

High pressing force for fast, perfect expanding. Thrust force 34 kN. Powerful electro-mechanical drive with automatic return (ACC), with proven universal motor, 450 W, maintenance-free gear with safety slipping clutch and in-feed system with machine screw spindle. Safety tip switch.



German Quality Product

Tested by electrosuisse >>>



Supply format

REMS Power-Ex-Press P-CEF ACC Basic-Pack. Electro-hydraulic pipe expander 34 kN for expanding tubes/coils of the Uponor Quick & Easy system Ø 16–63 mm, Ø ½–2", s ≤ 6.3 mm. Electro-hydraulic drive with automatic retraction, with proven universal motor 230 V or 110 V, 50–60 Hz, 450 W, robust planetary gear, eccentric reciprocating pump and compact high power hydraulic system. Safety tip switch. Expanding device 50–63 mm, 2". Without expander heads. In a carton.

| | | |
|--|----------|--|
| | Art.-No. | |
| | 575017 | |

Note assembly instructions of system supplier. Battery tube expander for other systems on request. Other voltages on request.

Accessories

| | | |
|--|----------|--|
| Description | Art.-No. | |
| Expander 16–40 mm, ½–1½" , for holding the P-CEF expander heads 16–40 mm, ½–1½" | 575100 | |
| Expander heads P-CEF see page 241. | | |
| Steel case with insert | 575278 | |



REMS expander heads P REMS expander heads P-CEF

Accessories for REMS pipe expander and other makes

REMS expander heads P


Complete assortment of REMS expander heads P for all common compression sleeve systems. Quickly interchangeable, without tools. The REMS expander heads are system-specific and comply with the requirements of the respective compression sleeve system. Thus perfect system-conformity, exact expanding. Conical angle 18°. Driven by REMS Ex-Press P hand pipe expander (page 237), REMS Ex-Press P 22 V ACC cordless pipe expander (page 238–239) and by suitable pipe expanders of other makes.

| Compression sleeve system | Expander head P Ø × s | Art.-No. |
|--|-------------------------------|----------|
| aquatherm grey pipe PB/PE-RT-Rohre | AT P 14 × 2.0 | 150828 |
| | AT P 16 × 2.0 | 150842 |
| | AT P 18 × 2.0 | 150873 |
| | AT P 20 × 2.0 | 150882 |
| | AT P 25 × 2.3 | 150912 |
| aquatherm grey pipe Mehrschicht- Metallverbundrohre (MVR) | AT V 16 × 2.4 | 150843 |
| | AT V 20 × 2.4 | 150883 |
| | AT V 25 × 2.7 | 150913 |
| | AT V 32 × 3.2 | 150957 |
| | AT V 40 × 3.5 | 150958 |
| General Fittings Serie 3400 PEX Gold-Fix | RH HIS 16 × 2.2 | 150849 |
| | RH HIS 20 × 2.8 | 150888 |
| | RH HIS 25 × 3.5 | 150916 |
| | RH HIS 32 × 4.4 | 150945 |
| General Fittings Serie 3400 PEX/AL/PEX Gold-Fix | RH MKV 16.2 × 2.6 | 150858 |
| | RH MKV 20 × 2.9 | 150897 |
| | RH MKV 25 × 3.7 | 150926 |
| | RH MKV 32 × 4.7 | 150952 |
| General Fittings Serie 3700 PEX | TC 16 | 150855 |
| | TC 18/20 | 150894 |
| | TC 25 | 150923 |
| | TC 32 | 150950 |
| General Fittings Serie 3700 PEX/AL/PEX | TC 16 | 150855 |
| | TC 18/20 | 150894 |
| | TC 25 | 150923 |
| | TC 32 | 150950 |
| HERZ QUICK FIX | HC P 16 × 2.0 | 150806 |
| | HC P 20 × 2.0 | 150807 |
| | HC P 26 × 3.0 | 150808 |
| | HC P 32 × 3.0 | 150809 |
| IVT PRINETO | IV 16 × 2.2/17 × 2.8 | 150845 |
| | IV 20 × 2.8/21 × 3.4 | 150885 |
| | IV 25 × 3.5/26 × 4.0 | 150914 |
| | IV 32 × 4.4/33 × 4.9 | 150943 |
| ÖÄG COMDURO | HC P 16 × 2.0 | 150806 |
| | HC P 20 × 2.0 | 150807 |
| | HC P 26 × 3.0 | 150808 |
| | HC P 32 × 3.0 | 150809 |
| REHAU RAUTHERM (série S 5) | RH 12 × 1.1 | 150812 |
| | RH 16 × 1.5 | 150846 |
| | RH 20 × 1.9 | 150886 |
| | RH 25 × 2.3 (RH HAS 25 × 2.3) | 150915 |
| | RH 32 × 2.9 (RH HAS 32 × 2.9) | 150944 |
| REHAU RAUTHERM S (REHAU HAS) | RH HAS 17 × 2.0 | 150868 |
| | RH HAS 20 × 2.0 | 150887 |
| | RH HAS 25 × 2.3 | 150915 |
| | RH HAS 32 × 2.9 | 150944 |
| REHAU RAUTITAN flex/ RAUTITAN gas flex/ RAUTITAN pink/ RAUTITAN his | RH HIS 16 × 2.2 | 150849 |
| | RH HIS 20 × 2.8 | 150888 |
| | RH HIS 25 × 3.5 | 150916 |
| | RH HIS 32 × 4.4 | 150945 |
| | RH HIS 40 × 5.5 | 150946 |
| REHAU RAUTITAN stabil/ RAUTITAN gas stabil | RH MKV 16.2 × 2.6 | 150858 |
| | RH MKV 20 × 2.9 | 150897 |
| | RH MKV 25 × 3.7 | 150926 |
| | RH MKV 32 × 4.7 | 150952 |
| | RH MKV 40 × 6.0 | 150947 |
| REHAU (GBR) EVERLOC | RH 16 × 1.5 | 150846 |
| | RH 20 × 1.9 | 150886 |
| | RH 25 × 2.3 (RH HAS 25 × 2.3) | 150915 |
| | RH 32 × 2.9 (RH HAS 32 × 2.9) | 150944 |
| REVEL | RH HIS 16 × 2.2 | 150849 |
| | RH HIS 20 × 2.8 | 150888 |
| | RH HIS 25 × 3.5 | 150916 |
| | RH HIS 32 × 4.4 | 150945 |
| Seppelfricke SD Sistemi Italia Neroflex | RH HIS 16 × 2.2 | 150849 |
| | RH HIS 20 × 2.8 | 150888 |
| | RH HIS 25 × 3.5 | 150916 |
| | RH HIS 32 × 4.4 | 150945 |
| Seppelfricke SD Sistemi Italia Sylver | RH MKV 16.2 × 2.6 | 150858 |
| | RH MKV 20 × 2.9 | 150897 |
| | RH MKV 25 × 3.7 | 150926 |
| | RH MKV 32 × 4.7 | 150952 |

System-specific and/or national differences of the wall thickness (s) of tubes need to be considered selecting expander heads. REMS expander heads P for additional compression sleeve systems on request.

Choose expander heads yourself!

Search for the required compression sleeve system in the table below and select the correct expander heads.



German Quality Product

REMS expander heads P

Complete assortment of REMS expander heads P for all common compression sleeve systems. Quickly interchangeable, without tools. The REMS expander heads are system-specific and comply with the requirements of the respective compression sleeve system. Thus perfect system-conformity, exact expanding. Conical angle 18°. Driven by REMS Ex-Press P hand pipe expander (page 237), REMS Ex-Press P 22 V ACC cordless pipe expander (page 238–239) and by suitable pipe expanders of other makes.

| Compression sleeve system | Expander head P Ø × s | Art.-No. |
|---------------------------|-----------------------|----------|
| TIEMME Assialpex | RH HIS 16 × 2,2 | 150849 |
| | RH HIS 20 × 2,8 | 150888 |
| | RH HIS 25 × 3,5 | 150916 |
| | RH HIS 32 × 4,4 | 150945 |
| Würth PRINETO | IV 16 × 2.2/17 × 2.8 | 150845 |
| | IV 20 × 2.8/21 × 3.4 | 150885 |
| | IV 25 × 3.5/26 × 4.0 | 150914 |
| | IV 32 × 4.4/33 × 4.9 | 150943 |

System-specific and/or national differences of the wall thickness (s) of tubes need to be considered selecting expander heads. REMS expander heads P for additional compression sleeve systems on request.



REMS expander heads P-CEF

Full range of REMS P-CEF expander heads for easy expanding of pipes/rings. Quick-change, without tools. The REMS P-CEF expander heads are system-specific and correspond to the requirements of the respective systems. Therefore, perfectly system-conformant, exact expanding. Conical angle 20°. Driven by REMS Ex-Press P-CEF 22 V ACC cordless pipe expander (page 238–239), REMS Power-Ex-Press P-CEF ACC electro-hydraulic pipe expander (page 240) and by suitable pipe expanders of other makes.

| Compression sleeve system | Expander head P-CEF Ø × s | Art.-No. |
|---|---------------------------|----------|
| Brass & Fittings PRESSMAN EasyFit | P-CEF 16 × 1.8 | 150960 |
| | P-CEF 20 × 1.9 | 150961 |
| | P-CEF 25 × 2.3 | 150962 |
| | P-CEF 32 × 2.9 | 150963 |
| Uponor Quick & Easy | P-CEF 16 × 1.8 | 150960 |
| | P-CEF 20 × 1.9 | 150961 |
| | P-CEF 25 × 2.3 | 150962 |
| | P-CEF 32 × 2.9 | 150963 |
| | P-CEF 40 × 3.7 | 150968 |
| Expander drive P-CEF (taper angle 20°), for holding the P-CEF expander heads 16–40 mm, ½–1½" | | 150515 |

System-related and/or national differences of the wall thickness s of the pipes must be considered in the selection of the expander heads.

REMS Hurrican H

Hand tube extractor

Economic manual tool for efficiently making T-branches for pipe installations without fittings.

| | |
|----------------------------|------------|
| Hard and soft copper tubes | Ø 10–22 mm |
| | Ø 3/8–7/8" |
| | s ≤ 1.5 mm |

REMS Hurrican H – for making T-branches yourself. Inexpensive. Also on tubes already installed.

System advantage

Only **one** type of extractor tools for REMS Hurrican H, REMS Hurrican and REMS Twist/Hurrican. Simple, inexpensive storage. No confusion possible.

Cost advantage

No costs for T-pieces, storage, procurement. Savings in soldering joints, pressing joints and working hours. Higher safety by fewer tube joints.

Design

Compact, handy, light. Can be used anywhere, free-hand, on pipes already installed. Drill head for exact drilling start without centre punching, drilling depth stop according to size of the T-outlet. Limitation of insertion depth to avoid obstruction by using the dimpling pliers. Handy gripping tongs for fixing the tool holder on the pipe, as an accessory.

Drill head drive

Drive with conventional electric drill.

Extractor tools

Special design of extractor tools facilitate even and smooth material deformation without burrs and notches. Therefore no secondary treatment required.

Tool holder drive

With standard ratchet and hexagon socket 11 mm or with spanner. Upgrade to electric pipe neck expander by buying the REMS Twist/Hurrican drive machine.



German Quality Product



Info



Supply format

REMS Hurrican H Set. Hand tube extractor for hard and soft copper tubes Ø 10–22 mm, Ø 3/8–7/8", s ≤ 1.5 mm. Tool holder, drill head, dimpling pliers, lubricant. Extractor tools for tubes in mm or inch. In sturdy case.

| Description | Art.-No. |
|--------------------------|----------|
| Set 12-15-18-22 | 151003 |
| Set 12-14-16-18-22 | 151004 |
| Set 3/8-1/2-5/8-3/4-7/8" | 151005 |

Accessories

| Description | Tubes Ø mm/inch | Art.-No. |
|---|-----------------|----------|
| Extractor tool | 10 | 151105 |
| | 12 | 151110 |
| | 14 | 151120 |
| | 15 | 151125 |
| | 16 | 151130 |
| | 18 | 151140 |
| | 20 | 151145 |
| | 22 | 151150 |
| | 3/8" | 151155 |
| | 1/2" | 151160 |
| | 5/8" | 151165 |
| | 3/4" | 151170 |
| | 7/8" | 151175 |
| REMS Twist/Hurrican drive unit with stabiliser | | 151402 |
| Grip wrench for clamping the tool holder | | 076117 |
| Tool holder | | 151200 |
| Drill head | | 151210 |
| Dimpling pliers | | 151230 |
| Ratchet 1/2" | | 074021 |
| Hexagon socket 11 mm | | 074041 |
| Lubricant (tin) | | 151240 |
| Case with inlay | | 151618 |



REMS Hurrigan

Electric tube extractor

Powerful, compact electric tool for efficient machining of T-branches of hard and soft tubes for tube installations without fittings.

Hard and soft copper tubes \varnothing 10–22 mm
 \varnothing $\frac{3}{8}$ – $\frac{7}{8}$ "
 $s \leq 1.5$ mm

REMS Hurrigan – for making T-branches yourself. Inexpensive. Also on tubes already installed.

System advantage

Only one type of extractor tools for REMS Hurrigan H, REMS Hurrigan and REMS Twist/Hurrigan. Simple, inexpensive storage. No confusion possible.

Cost advantage

No costs for T-branches, storage, procurement. Savings in soldering joints, soldering material and working hours. Higher safety by fewer tube joints.

Design

Compact, handy, light. Can be used anywhere, free-hand, on pipes already installed. Drill head provides precise drilling without punching with any standard power drill. Drill depth-stop according to the size of T-branch. Tool holder for holding the extractor tools. Limitation of insertion depth to avoid obstruction by using the dimpling pliers. Handy grip wrench for clamping the tool holder onto the pipe.

Drive

Proven drive unit with hexagon mount. Enormously powerful. Handy, light, only 1.5 kg. Can be used anywhere, free-hand, also on pipes already installed. Robust, maintenance-free gear with safety slipping clutch. Universal motor, 630 W, high-torque forward and reverse at low speed. Stepless, electronic speed control. The speed can be continuously controlled electronically by variable pressure on the safety switch from 0 to 1,000 rpm (accelerator switch).

Extractor tools

Special design of extractor tools facilitate even and smooth material deformation without burrs and notches. Therefore no secondary treatment required.

REMS Twist/Hurrigan

Space and weight-saving combination set for efficient production of T-branches and for efficient cold-expanding of hard and soft tubes for installations without fittings. Only one drive unit for expanding and extracting tools. Price advantage! See page 245.



German Quality Product



Supply format

REMS Hurrigan Set. Electric tube extractor for hard and soft copper tube \varnothing 10–22 mm, \varnothing $\frac{3}{8}$ – $\frac{7}{8}$ " , $s \leq .5$ mm. Drive unit with hexagon mount, maintenance-free gear, universal motor 230 V or 110 V, 50–60 Hz, 630 W. High torque at low speed, left and right-hand rotation. Safety tip switch. Continuous, electronic speed control from 0 to 1,000 rpm (accelerator switch). Drive holder. Tool holder, drill head, dimpling pliers, lubricant. Extractor tools for pipes in mm or inch. In sturdy steel case.

| Description | Art.-No. |
|--|----------|
| Set 12-15-18-22 | 151000 |
| Set 12-14-16-18-22 | 151010 |
| Set $\frac{3}{8}$-$\frac{1}{2}$-$\frac{5}{8}$-$\frac{3}{4}$-$\frac{7}{8}$" | 151002 |

Other voltages on request.



Accessories

| Description | Tubes \varnothing mm/inch | Art.-No. |
|---|-----------------------------|----------|
| Extractor tool | 10 | 151105 |
| | 12 | 151110 |
| | 14 | 151120 |
| | 15 | 151125 |
| | 16 | 151130 |
| | 18 | 151140 |
| | 20 | 151145 |
| | 22 | 151150 |
| | $\frac{3}{8}$ " | 151155 |
| | $\frac{1}{2}$ " | 151160 |
| | $\frac{5}{8}$ " | 151165 |
| $\frac{3}{4}$ " | 151170 | |
| $\frac{7}{8}$ " | 151175 | |
| REMS Twist/Hurrigan drive unit with stabiliser | | 151402 |
| Tool holder | | 151200 |
| Drill head | | 151210 |
| Dimpling pliers | | 151230 |
| Lubricant (tin) | | 151240 |
| Case with inlay | | 151618 |



Powerful, compact power tool for rational cold expanding of hard and soft copper pipes for pipe installation without fittings.

| | |
|----------------------------|--|
| Hard and soft copper tubes | Ø 12 – 22 mm Ø 3/8 – 7/8" s ≤ 1 mm |
|----------------------------|--|

REMS Twist – for making sockets yourself. Cold-expanding of hard copper pipes.

Cost advantage

No costs for annealing hard copper tubes, for deburring and cleaning, for fittings, storage, procurement. Savings in soldering joints, soldering material and working hours. Higher safety by fewer tube joints. Using up tube pieces to make sockets.

Design

Compact, robust, job site-proven. Simple and fast working free-hand, at vice or workbench. No adjustments. Integrated clamping device provides safe support against torque in both directions.

Drive

Proven drive unit with hexagon mount. Enormously powerful. Handly, light, only 1.5 kg. Can be used anywhere, free-hand, also on pipes already installed. Robust, maintenance-free gear with safety slipping clutch. Universal motor, 630 W, high-torque forward and reverse at low speed. The speed can be continuously controlled electronically by variable pressure on the safety switch from 0 to 1,000 rpm (accelerator switch).

Expander tools

One quick-changing expander tool of each tube size with rotating mandrel for easy expanding and smooth operation. Without annealing, standard socket in just a few seconds, extra long.

REMS Twist/Hurricane

Space and weight-saving combination set for efficient production of T-branches and for efficient cold-expanding of hard and soft tubes for installations without fittings. Only one drive unit for expanding and extracting tools. Price advantage! See page 245.



German Quality Product



Info

Supply format

REMS Twist Set. Electric tube expander for hard and soft copper tubes Ø 12 – 22 mm, Ø 3/8 – 7/8", s ≤ 1 mm. Drive unit with hexagon mount, maintenance-free gear, universal motor 230 V or 110 V, 50 – 60 Hz, 630 W. High torque at low speed, left and right-hand rotation. Safety tip switch. Continuous, electronic speed control from 0 to 1,000 rpm (accelerator switch). Drive holder. Lubricant. Expander tools for mm or inch. In sturdy steel case.

| Description | Art.-No. |
|--------------------------|----------|
| Set 12-15-18-22 | 156000 |
| Set 12-14-16-18-22 | 156002 |
| Set 3/8-1/2-5/8-3/4-7/8" | 156004 |

Other voltages on request.

Accessories

| Description | Tubes Ø mm/inch | Art.-No. |
|---|-----------------|----------|
| Expander tool | 12 | 156150 |
| | 14 | 156200 |
| | 15 | 156225 |
| | 16 | 156250 |
| | 18 | 156300 |
| | 22 | 156350 |
| | 3/8" | 156375 |
| | 1/2" | 156400 |
| | 5/8" | 156425 |
| | 3/4" | 156450 |
| 7/8" | 156475 | |
| REMS Twist/Hurricane drive unit with stabiliser | | 151402 |
| Lubricant (tin) | | 151240 |
| Steel case with insert | | 151600 |



REMS Twist/Hurrican

Electric tube extractor
Electric tube expander

Powerful, compact power tool for rational manufacture of T-joints and rational cold expanding of hard and soft copper pipes for pipe installation without fittings. Combination of REMS Twist and REMS Hurrican.

Extracting:
Hard and soft copper tubes \varnothing 10–22 mm
 \varnothing $\frac{3}{8}$ – $\frac{7}{8}$ "
 $s \leq 1.5$ mm

Expanding:
Hard and soft copper tubes \varnothing 12–22 mm
 \varnothing $\frac{3}{8}$ – $\frac{7}{8}$ "
 $s \leq 1$ mm

**REMS Hurrican for making T-branches yourself.
Inexpensive. Also on tubes already installed.**

**REMS Twist for making sockets yourself.
Cold-expanding of hard copper tubes.**

Space and weight saving combi set. Only **one** drive unit for expander and extractor tools. Price advantage!

Description see REMS Hurrican and REMS Twist (page 243–244).



German Quality Product



Info

Supply format

REMS Twist/Hurrican Combi Set. Electric tube expander and electric tube extractor for hard and soft copper tubes. Expanding \varnothing 12–22 mm, \varnothing $\frac{3}{8}$ – $\frac{7}{8}$ ", $s \leq 1$ mm, extracting \varnothing 10–22 mm, \varnothing $\frac{3}{8}$ – $\frac{7}{8}$ ", $s \leq 1.5$ mm. Drive unit with hexagon mount, maintenance-free gear, universal motor 230 V or 110 V, 50–60 Hz, 630 W. High torque at low speed, left and right-hand rotation. Stepless, electronic safety switch. Drive holder. Tool holder, drill head, dimpling pliers, lubricant. Choice of expander and extractor tools for pipes in mm or inch. In sturdy steel case.

| Description | Art.-No. |
|---|----------|
| Set 12-15-18-22 | 156010 |
| Set 12-14-16-18-22 | 156012 |
| Set $\frac{3}{8}$ - $\frac{1}{2}$ - $\frac{5}{8}$ - $\frac{3}{4}$ - $\frac{7}{8}$ " | 156014 |


Other voltages on request.



Accessories

| Description | Tubes \varnothing mm/inch | Art.-No. |
|--|-----------------------------|----------|
| Expander tool | 12 | 156150 |
| | 14 | 156200 |
| | 15 | 156225 |
| | 16 | 156250 |
| | 18 | 156300 |
| | 22 | 156350 |
| | $\frac{3}{8}$ " | 156375 |
| | $\frac{1}{2}$ " | 156400 |
| | $\frac{5}{8}$ " | 156425 |
| | $\frac{3}{4}$ " | 156450 |
| $\frac{7}{8}$ " | 156475 | |
| Extractor tool | 10 | 151105 |
| | 12 | 151110 |
| | 14 | 151120 |
| | 15 | 151125 |
| | 16 | 151130 |
| | 18 | 151140 |
| | 20 | 151145 |
| | 22 | 151150 |
| | $\frac{3}{8}$ " | 151155 |
| | $\frac{1}{2}$ " | 151160 |
| $\frac{5}{8}$ " | 151165 | |
| $\frac{3}{4}$ " | 151170 | |
| $\frac{7}{8}$ " | 151175 | |
| REMS Twist/Hurrican drive unit with stabiliser | | 151402 |
| Tool holder | | 151200 |
| Drill head 10–22 mm | | 151210 |
| Drill head $\frac{3}{8}$–$\frac{7}{8}$" | | 151210 |
| Dimpling pliers | | 151230 |
| Lubricant (tin) | | 151240 |
| Steel case with insert | | 151600 |





Soldering

| | | |
|---|-------------------------------------|------------|
|  | Cleaning pads | 248 |
|  | Electric soldering pliers | 248 |
|  | Electric soldering unit | 249 |
|  | Turbo soldering torches | 250 |
|  | Solder wire and solder paste | 251 |

REMS Cu-Vlies

Cleaning pads

Metal-free, highly flexible cleaning pads for cleaning surfaces to be soldered on copper tubes and soldering fittings. Also for other materials.

REMS Cu-Vlies – clean surfaces according to DVGW.

Universal use, for many materials, highly flexible. Cleans metallic clear, dirt and oxide-free, according to DVGW work sheet GW 2. Clean finish. Multiple use, reusable by washing out, thus long service life. Can be used wet or dry.

Supply format

REMS Cu-Vlies. Metal-free, highly flexible cleaning pad for cleaning areas to be soldered on copper pipes and soldering fittings. Pack of 10.

| | | |
|--|----------|--|
| | Art.-No. | |
| | 160300 | |



German Quality Product

REMS Hot Dog 2

Electric soldering pliers

Efficient, light-weight electric tool for soft soldering. Directly connected to a socket, no transformer required. For trade and industry. For the building site and the workshop.

| | |
|------------------|----------------------------|
| Copper tubes | Ø 10–28 mm Ø 3/8–1 1/8" |
| Heating capacity | 800°C |

REMS Hot Dog 2 – the smallest and most powerful soldering pliers. Super fast without flame.

Super fast soldering, e.g. Ø 18 mm in only 15 s. Enormous heating capacity up to 800°C through 2 heating cartridges. For permanent use.

Super light and handy, complete only 0.7 kg. Can be used anywhere, in confined areas also.



German Quality Product



Supply format

REMS Hot Dog 2 Set. Electric soldering pliers for soft soldering copper tubes Ø 10–28 mm, Ø 3/8–1 1/8". 230 V, 50–60 Hz, 440 W. 250 g REMS Lot Cu 3 and REMS Paste Cu 3. Cleaning brush. In steel case with fire retarding insert.

| | | |
|--|----------|--|
| | Art.-No. | |
| | 163020 | |

Other voltages on request.

Accessories

| | | |
|--|----------|--|
| Description | Art.-No. | |
| REMS soldering material see page 251. | | |
| Steel case with fire-proof inlay | 163350 | |



REMS Contact 2000

Electric soldering unit

Compact, powerful electric tool for soft soldering. With safety transformer. For trade and industry. For the building site and the workshop.

| | |
|------------------|----------------------|
| Copper tubes | Ø 6–54 mm Ø ¼–2½" |
| Heating capacity | 900°C (1650°F) |

REMS Contact 2000 – the smallest, strongest and fastest unit of its kind. 2000 W soldering power. 4 m long soldering tongs cable.

Handy, compact. Favourable weight, small in size for work and transport. L x W x H: 210 x 150 x 140 mm.

Enormous heating capacity (900°C) ensures super-fast soldering. Rated power = Soldering capacity = 2000 W! Soldering time, e.g. for Ø 18 mm in only 18 s.

Can be used anywhere, with rod electrodes in tight spots also. Ready to solder any time, to be connected to a socket only. No adjustment of soldering current necessary. Wide work radius thanks to 4 m cable length. Flexible cable protector hose.

Indifferent to temperature influences electric control of soldering current.

Prisma-electrodes for universal use, maximum use through favorable seat. Rod-electrodes for working in tight spots. Electrode holders and bolts in stainless steel. Electrodes can be easily replaced.



Prisma-electrodes for universal use, maximum use through favorable seat.



German Quality Product



Info

Supply format

REMS Contact 2000. Electric soldering unit for soft soldering of copper tubes Ø 6–54 mm, Ø ¼–2½". 230 V, 50–60 Hz, 2000 W, control voltage 24 V. Soldering pliers with 4 m cable length. Safety transformer, 2 prism electrodes. In a carton.

| | | |
|--|----------|--|
| | Art.-No. | |
| | 164011 | |

Other voltages on request.

Supply format

REMS Contact 2000 Super-Pack. Electric soldering unit for soft soldering of copper tubes Ø 6–54 mm, Ø ¼–2½". 230 V or 110 V, 50–60 Hz, 2000 W, control voltage 24 V. Soldering pliers with 4 m cable length, safety transformer, 4 prism electrodes, 2 rod electrodes, 250 g quality soft solder REMS Lot Cu 3, 250 g quality soft solder paste REMS Paste Cu 3, 1 pipe cutter REMS RAS Cu-INOX 3-35, pack of 10 cleaning pads REMS Cu-Vlies. In sturdy steel case.

| | | |
|--|----------|--|
| | Art.-No. | |
| | 164050 | |

Accessories

| | |
|--|----------|
| Description | Art.-No. |
| Prism electrodes (pack of 2) | 164111 |
| Prism electrodes with holders (pack of 2) | 164110 |
| Rod electrodes (pack of 2) | 164115 |
| Steel case with insert | 164250 |
| REMS soldering material see page 251. | |



REMS Blitz

Turbo soldering torch propane

Handy self-lighting torch with turbo-flame for fast soft soldering and economic gas consumption.

Copper tubes $\leq \varnothing 35 \text{ mm}$

Heating, annealing, burning, melting, thawing, shrinking and similar thermal procedures.

Flame temperature 1950°C (3500°F)

REMS Blitz – extremely fast soft soldering.

Piezo-electric self-lighting

Without igniter! Pull trigger – flame comes on! Release trigger – flame goes out! Little gas consumption, only 200 g/h!

Design

Super handy, ergonomic, with one hand only. No setting, no adjustment. Locking button for continuous operation. Only 1 universal flame tube. Small gas bottles can be used.

Turbo-flame

Spot-flame with turbo-twisting-booster for high heating capacity and super fast soft soldering.



German Quality Product



Info



Supply format

REMS Blitz. Turbo soldering torch propane for soft soldering of copper tubes $\leq \varnothing 35 \text{ mm}$. Piezo-electric self-lighting. Hose connector BSPP $\frac{3}{8}$ " LH. Hollow cap nut and socket BSPP $\frac{3}{8}$ " LH. In blister pack.

| | | |
|--|----------|--|
| | Art.-No. | |
| | 160010 | |

Accessories

| | | |
|--|----------|--|
| Description | Art.-No. | |
| REMS soldering material see page 251. | | |
| High pressure hose 3 m , BSPP $\frac{3}{8}$ " LH | 152106 | |
| Pressure reducer for 5 or 11 kg gas bottles (2 bar) | 152109 | |



REMS Macho

Turbo soldering torch acetylene

Handy self-lighting torch with turbo-flame for extremely fast brazing and soft soldering. Economic gas consumption.

Copper tubes and others $\leq \varnothing 64 \text{ mm}$

Heating, annealing, burning, melting, thawing, shrinking and similar thermal procedures.

Flame temperature 2500°C

REMS Macho – super fast brazing.

Piezo-electric self-lighting

Without igniter! Pull trigger – flame comes on! Release trigger – flame goes out! Little gas consumption, only 360 g/h!

Acetylene only

Injection torch burns atmospheric oxygen. Hence only acetylene necessary.

Design

Super handy, ergonomic, with one hand only. No setting, no adjustment. Locking button for continuous operation. Only 1 universal flame tube.

Turbo-flame

Spot-flame with turbo-twisting-booster for extremely high heating capacity and super fast brazing.



German Quality Product



Info



Supply format

REMS Macho. Turbo soldering torch acetylene for brazing and soft soldering of copper tubes and others $\leq \varnothing 64 \text{ mm}$. Piezo-electric self-lighting. Hose connector BSPP $\frac{3}{8}$ " LH. Hollow cap nut and socket $\frac{3}{8}$ " LH. In blister pack.

| | | |
|--|----------|--|
| | Art.-No. | |
| | 161010 | |

Accessories

REMS soldering material see page 251.

REMS Lot Cu 3

Soft solder Sn97Cu3, ISO 9453:2014

Soft soldering of copper tubes with copper, red copper cast and brass fittings for cold and hot water installation, heating installation ≤ 110°C (230°F).

In accordance with DVGW work sheet GW 2.

| | |
|---------------------|---------------------------|
| Alloy (weight %) | 97 % Sn, 3 % Cu |
| Melting temperature | 230 – 250°C (450 – 480°F) |

REMS Lot Cu 3 – quality soft solder.

Lead-free, harmless to health and environment.
Silver-free, complies with standards. Very low price.

Supply format

REMS Lot Cu 3. 250-g spool soft solder wire Sn97Cu3, ISO 9453:2014, Ø 3 mm, for soft soldering of copper tubes with copper, red copper cast and brass fittings for cold and hot water installation, heating installation ≤ 110°C (230°F).

| | |
|--|----------|
| | Art.-No. |
| | 160200 |



German Quality Product

REMS Paste Cu 3

Soft solder paste of solder powder Sn97Cu3 according to ISO 9453:2014 and flux 3.1.1.C, EN 29454-1:1994

Soft soldering of copper tubes with copper, red copper cast and brass fittings for cold and hot water installation, heating installation ≤ 110°C (230°F).

In accordance with DVGW work sheet GW 7 (DVGW-Reg.-Nr. DV-0101AT2244)

REMS Paste Cu 3 – quality soft solder paste.

Lead-free, harmless to health and environment.
Silver-free, complies with standards. Very low price.

No additional flux consumption, paste contains flux already.
Thus less danger of corrosion.

No overheating of tube and fitting because the melting of solder and the required temperature for soldering is clearly visible through the change of colour of paste.

High filling level of soldering joint, thereby good stability. Easy cleaning of remnants which are soluble in cold water.

Plastic bottle with brush integrated in cap which cannot get lost.

Supply format

REMS Paste Cu 3. 250-g soft solder paste of solder powder Sn97Cu3 according to ISO 9453:2014 and flux 3.1.1.C, EN 29454-1:1994, for soft soldering of copper tubes with copper, red copper cast and brass fittings for cold and hot water installation, heating installation ≤ 110°C (230°F). DVGW approval mark. In plastic bottle with integrated brush.

| | |
|--|----------|
| | Art.-No. |
| | 160210 |



German Quality Product

REMS Lot P6

Brazing solder ISO 17672-CuP 179

Brazing of copper tubes with copper, red copper cast and brass fittings in cold and hot water installation, gas installation, refrigerating and air conditioning applications.

In accordance with DVGW work sheet GW 2.

| | |
|---------------------|-----------------------------|
| Alloy (weight %) | 94 % Cu, 6 % P |
| Melting temperature | 710 – 890°C (1310 – 1640°F) |

REMS Lot P6 – quality brazing solder.

Universally applicable for almost all types of joints in copper pipe installations. Specially useful for capillary brazing joints of copper pipe installations without fittings. Wide melting range due to low phosphor content result in higher toughness of soldering joint.

Silver-free, complies with standards. Very low price.

Supply format



REMS Lot P6. 1 kg brazing solder (rods) ISO 17672-CuP 179, Ø 2 mm, for brazing of copper tubes with copper, red copper cast and brass fittings for cold and hot water installation, gas installation, refrigerating and air conditioning applications. In a carton.

| | |
|--|----------|
| | Art.-No. |
| | 160220 |





Freezing

| | | |
|---|------------------------------------|------------|
|  | Pipe freezer CO₂ | 254 |
|  | Electric pipe freezing unit | 255 |

Simple, fast freezing of unemptied pipes with a carbon dioxide coolant. For repair, extensions of piping systems.

Steel, copper, plastic,
composite pipes

Ø 1/8 – 2"
Ø 10 – 60 mm

Refrigerant: carbon dioxide.

Refrigerating capacity to –79°C (–110°F).

Non toxic, non flammable.

REMS Eskimo – freezing instead of draining.
Super fast. Automatic refrigerant feed. High cooling capacity, e.g. 3/4" steel pipe in only 5 min.
Very small, indestructible freeze collars.

Refrigerant

Carbon dioxide coolant with high cooling performance up to –79°C. Non toxic. Non flammable. Easy to obtain.

Design

Tight contact between freeze collars and pipe and direct flow of the refrigerant onto the pipe ensure extremely short freezing times and economic refrigerant consumption. Freezing is possible on one or two sides, with additional T-distributors further freeze collars can also be connected.

Freeze collars

Easy. Rapid assembly, without special tools. Very small, highly flexible, indestructible freeze collars in cold-resistant thermoplastic elastomer, for operating even in the tightest spots. Clamping screws cannot get lost.

Handle piece with injector

Ergonomically designed handle pieces in plastic for comfortable operation. Unbreakable brass injector (injection nozzle). Fast and secure connection to freeze collars. No setting, the correct amount of refrigerant is automatically supplied.

High pressure hoses

Flexible, buckling-resistant and fractureproof high pressure hoses. Extra long for wide work radius. Extendable any time. Turnable hollow cap nut at bottle connector prevents high pressure hoses from tangling.



German Quality Product



Info



Supply format

REMS Eskimo Set. Pipe freezing device for carbon dioxide coolant. For steel, cast iron, lead, copper, plastic pipes Ø 1/8 – 2", Ø 10 – 60 mm. Two freezing jackets each in 10 different sizes for the whole working range, flange connection with T-junction, locking nut, 2 handles with injector, 2 high-pressure hoses. In sturdy carrying case.

| | |
|--|----------|
| | Art.-No. |
| | 130002 |

Accessories

| Description | Size | Art.-No. | |
|---|--------|----------|--------|
| Freezing jacket | 1/8" | 10/12 mm | 130450 |
| | 1/4" | 15 mm | 130455 |
| | 3/8" | 18 mm | 130460 |
| | 1/2" | 22 mm | 130465 |
| | 3/4" | 28 mm | 130470 |
| | 1" | 35 mm | 130475 |
| | 1 1/4" | 42 mm | 130480 |
| | 1 1/2" | | 130485 |
| | | 54 mm | 130490 |
| | | 60 mm | 130495 |
| High-pressure hose 2 m | | 130415 | |
| T-distributor for further collar | | 130207 | |
| Bottle connection with T-distributor | | 130383 | |
| Locking nut | | 130209 | |
| Double nipple | | 130208 | |
| Handle piece with injector | | 130410 | |
| Case with inlay | | 130430 | |



REMS Frigo 2 F-Zero

Electric pipe freezing unit

Easy, fast freezing of pipes which are not drained.
Closed refrigerant circuit. Environmentally safe.
For repair and extension of piping systems.

Steel, copper, plastic,
composite pipes

Ø 1/8 – 2"
Ø 10 – 60 mm

REMS Frigo 2 F-Zero – electrically freezing instead of draining. Super fast up to 2". High cooling capacity, e.g. 3/4" steel pipe in only 9 min*. Particularly compact, patented deep-freezer heads, for very fast assembly. Temperature display with LCD digital thermometer.

System advantage

Only one pipe freezing unit for the complete working range up to 2". One-size freezer heads for the core working range Ø 1/4 – 1" / Ø 15 – 35 mm, no reducing inserts required. Aid the cooling process simply by spraying with water. Always clean freezer heads, no pastes/greases required.

Closed refrigerant circuit

Electric pipe freezing unit with closed refrigerant circuit. Environmentally safe. Can be used anywhere, also in closed rooms. Refrigerant R-290. High cooling capacity. Ideal also for longer repairs.

Design

Robust, compact. Very small deep-freezer heads fitted parallel to the pipe leaving refrigerant hoses for working in confined areas and niches also. Single or double freezing possible.

Cooling aggregate

Very quiet. Cooling aggregate, 430 W, in sturdy sheet metal housing with ventilating side openings for optimum air circulation. Large top compartment, easily accessible, for refrigerant hoses and accessories. Weighs only 23 kg. Easy to carry.

Deep-freezer heads

Very compact deep-freezer heads with special geometrically shaped cavities for seating different pipe diameters. Very small, only 50 mm wide. All pipe sizes from Ø 1/4 – 1" resp. Ø 15 – 35 mm can be frozen with only one deep-freezer head. Deep-freezer inserts for the rest of the capacity up to 2", 60 mm. Tightening straps for simple and quick assembly of deep-freezer heads onto the pipe, without tools.

Refrigerant hoses

Flexible, extra-long refrigerant hoses, 2.5 m long, in wear resistant, synthetic rubber for large work radius.

LCD-Digital-Thermometer

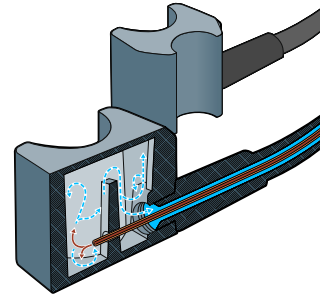
LCD digital thermometer with clip, for exact temperature display directly at the freezing points.



German Quality Product



Info



Super fast up to 2"



Supply format

REMS Frigo 2 F-Zero Set. Electric pipe freezing unit with closed refrigerant circuit. For steel, copper, plastic, composite pipes, Ø 1/8 – 2", Ø 10 – 60 mm. Cooling aggregate 230 V or 110 V, 50 Hz, 430 W, 2 refrigerant hoses, 2.5 m long, 2 LCD digital thermometers, 2 tightening straps, squirt bottle. Equipped for Ø 1/4 – 1", 15 – 42 mm. In sturdy sheet metal housing. In a carton.

| | |
|--|----------|
| | Art.-No. |
| | 131012 |

Accessories

| Description | Size | Art.-No. | |
|--|-------------------------|-----------|--------|
| Extension kit up to 2", 60 mm | 1 1/2 – 2" / 54 – 60 mm | 131160 | |
| Deep-freeze inserts (pack of 2) | 1/8" | 10, 12 mm | 131110 |
| | 1/2" | | 131156 |
| | | 54 mm | 131157 |
| | 2" | 60 mm | 131158 |
| Clamping band | | 131104 | |
| LCD digital thermometer | | 131116 | |



*ambient/water temperature approx. 18°C.



REMS CamSys 2

Pipe and Drain inspection

Pipe and Drain cleaning

| | | |
|---|--|------------|
|  | Endoscope cameras | 258 |
|  | Electronic camera inspection systems | 260 |
|  | Drain cleaner for manual and electric operation | 266 |
|  | Electric drain cleaning machine | 267 |
|  | Electric pipe and drain cleaning machines | 268 |

Mobile, handy endoscope camera with radio signal transmission for low cost inspection and damage analysis of places with difficult access such as cavities, shafts, pipes etc. Documentation of photos and videos on MicroSD card. For battery and mains operation.

Camera head Ø 5.2 / 9 / 16 mm

REMS CamScope – Brilliant pictures and videos of cavities, shafts and pipes. Removable controller unit. Radio signal transmission MicroSD card slot.

Design

Ultra light and handy. Hand-held unit with camera cable set only 0.3 to 0.5 kg. Can be used everywhere, free hand, over head, also in very confined spaces. Sturdy, impact-proof plastic housing with ergonomically shaped handle. On/off thumbwheel switch for continuous brightness control of the LEDs in the camera head. Power LED for indicating the operating state. Practical, removable battery holder for 4 commercially available 1.5 V, AA, LR6 batteries. Various camera cable sets can be used. Plug-screw connections for changing the camera cable sets and the push cable extensions without tools. Sturdy case for hand-held unit, camera cable set 16-1 or 9-2 180°/90° or 5.2-1, push cable extension, controller unit, voltage supply/charger and accessories.

Controller unit with TFT-LCD colour display

Controller unit with 3.5" colour display with state of the art TFT-LCD technology for brilliant pictures and videos, 89 mm screen diagonal, 320 × 240 pixels, removable for radio signal transmission or securely pluggable to hand-held unit for direct signal transmission by contact pins. Very light and handy – only 0.14 kg. Sturdy plastic housing, spray water protected. Small dimensions: 102 × 71 × 25 mm. MicroSD card slot. Photos and videos can be saved on a MicroSD card for simple documentation of the inspection result. 3x digital zoom The date and time of the recording can be saved in the photo and video as an option. Immediate playback of saved recordings or transmission to other devices via MicroSD card. USB connector for direct connection to PC or laptop. Video output socket Composite-Video PAL/NTSC for connecting an external monitor. Connection for voltage supply/charger 100–240 V.

Cordless and mains operation

Li-Ion technology. Controller unit with integrated Li-Ion 3.7 V, 1.2 Ah battery. Light and powerful. High energy density for approx. 2 hours continuous operation. Voltage supply 100–240 V, 9 W, for mains operation instead of battery with integrated electronic charger. No memory effect for maximum battery performance.

Exchangeable camera cable set Color

Camera cable set Color, consisting of colour camera Ø 5.2 mm, Ø 9 mm or Ø 16 mm, with CMOS sensor with dimmable white light LEDs for optimum setting of the brightness and fixed focus function for automatic picture focus, protected against occasional immersion in water (IP 67). Camera cable set Color 16-1 with 1 m flexible push cable and add-on mirror, add-on hook, add-on magnet. Camera cable set Color 9-2 180°/90° with 180° straight and 90° angled colour camera, selectable with a button, Ø 9 mm, with 2 m formable push cable. Camera cable set Color 5.2-1 with 1 m formable push cable, ideal for inspecting small pipe bends and narrow places, e.g. odour traps, bore holes, breakthroughs. Flexible 900 mm push cable extension, connectable up to a working length of 4.5 m, as an accessory.



Supply format

REMS CamScope Set. Mobile, handy endoscope camera with radio signal transmission for low cost inspection and damage analysis of places with difficult access such as cavities, shafts, pipes etc. Documentation of photos and videos on MicroSD card. Handheld unit with 4 batteries 1.5 V, AA, LR6 Removable controller unit with radio signal transmission, 3.5" TFT-LCD colour display, 3x digital zoom, MicroSD card slot, USB port, video out socket PAL/NTSC, integrated Li-ion battery, 3.7 V, 1.2 Ah. 8 GB MicroSD card Voltage supply/charger 100–240 V, 50–60 Hz, 9 W, for controller unit. USB cable, video cable. In sturdy case. Optional with camera cable set 5.2-1, camera cable set 9-2 180°/90° or camera cable set 16-1.

| Description | Version | Art.-No. |
|-------------------------|--|----------|
| Set 16-1 | Camera cable set Color 16-1 , colour camera Ø 16 mm, 704 × 576 pixels, with dimmable white light LEDs and fixed focus function, 1 m formable push cable. Add-on mirror, add-on hook, add-on magnet | 175110 |
| Set 9-2 180°/90° | Camera cable set Color 9-2 180°/90° , colour camera 180° straight and colour camera 90° angled, Ø 9 mm, 640 × 480 pixels, with dimmable white light LEDs and fixed focus function, 2 m formable push cable. | 175113 |
| Set 5.2-1 | Camera cable set Color 5.2-1 , colour camera Ø 5.2 mm, 640 × 480 pixels, with dimmable white light LEDs and fixed focus function, 1 m formable push cable. Ideal for inspecting small pipe bends and narrow places. | 175115 |



Accessories

| Description | Art.-No. |
|--|----------|
| REMS CamScope Basic-Pack , without camera cable set | 175109 |
| Camera cable set Color 16-1 , colour camera Ø 16 mm, 704 × 576 pixels, with 1 m flexible push cable. Add-on mirror, add-on hook, add-on magnet | 175103 |
| Camera cable set Color 9-2 180°/90° , colour camera 180° straight and colour camera 90° angled, Ø 9 mm, 640 × 480 pixels, with 2 m formable push cable. | 175107 |
| Camera cable set Color 5.2-1 , colour camera Ø 5.2 mm, 640 × 480 pixels, with 1 m formable push cable. | 175108 |
| 900 mm push cable extension , flexible, connectable up to a working length of 4.5 m | 175105 |



Mobile, handy camera inspection system for inexpensive inspection and damage analysis of pipes, drains, chimneys and other hollow cavities. With electronic metering. Also for inspection after pipe cleaning work and for acceptance of new installations or repairs. Documentation of pictures and videos on SD card. For battery and corded operation.

| | |
|----------------------------------|------------------|
| Camera head | Ø 25 mm |
| Pipe | Ø (40) 50–150 mm |
| Drains, chimneys, other cavities | |

REMS CamSys – Brilliant pictures and videos of pipes and drains. SD card slot. Electronic metering. Cordless and mains operation.

System advantage

Only **one** controller unit with TFT-LCD colour display for connecting different camera cable sets for different requirements. Therefore inexpensive conversion possible.

Design

Mobile, handy, light. Can be used everywhere, even in very narrow places. Controller unit connected to the camera cable set by a 2 m connecting cable, removable for easy cleaning of the camera cable set. Various camera cable sets can be used. Plug-screw connections for changing the camera cable sets and the controller unit without tools. Sturdy case for controller unit, voltage supply/charger and accessories.

Controller unit with TFT-LCD colour display

Controller unit with 3.5" colour display with state of the art TFT-LCD technology for brilliant pictures and videos, 89 mm screen diagonal, 320 x 240 pixels. Very light and handy, only 0.4 kg. Sturdy, impact-proof plastic housing, spray protected. Small dimensions: 172 x 121 x 58 mm. Keys for setting the brightness of the LEDs of the colour camera head. Full screen, 2x zoom, 4x rotation options for the picture. SD card slot. Pictures and videos can be saved on an SD card for simple documentation of the inspection result. Insertion depth of the camera is stored in the picture and the video, optionally also date and time of the recording. Pictures can be taken during video recording without impairing the video recording. Immediate playback of saved recordings or transmission to other devices with SD card. Pictures can also be taken later from the video during playback of recorded videos on the controller's colour display. USB connector for direct connection to PC or laptop. Video output socket Composite-Video PAL/NTSC for connecting an external monitor. Connection for voltage supply/charger Li-Polymer 100–240 V.

Cordless and mains operation

Li-Polymer Technology. Controller unit with integrated Li-Polymer battery 3.7V, 4.0 Ah. Light and powerful. Power supply/charger 100–240 V, 15 W, with USB port and USB cable for connecting power supply/charger, laptop or other voltage supply. No memory effect for maximum battery performance.

High resolution special colour camera

High resolution special colour camera Ø 25 mm with CMOS image sensor and 8 ultra bright, white LEDs with adjustable light intensity up to 1700 mcd and concentrated radiation angle for brilliant colour pictures with even illumination. Low light requirement due to very high light sensitivity (0.1 lux). Fixed focus and special lens with 90° wide angle, also for detecting the smallest details.

Exchangeable cable camera sets

Camera cable sets S-Color, consisting of special high-resolution colour camera with optional **30 m push cable Ø 5.4 mm**, flexible, for Ø 50–150 mm, in hasp with electronic metre counter, **20 m push cable Ø 4.5 mm**, very flexible, for small pipe diameters and narrower bends Ø (40) 50–150 mm, in the hasp with electronic metre counter or **10 m push cable Ø 4.5 mm** with length mark, very flexible, for small pipe diameters and narrower pipe bends Ø (40) 50–150 mm, in the cable reel, with connection for controller unit. Very small, rounded camera head Ø 25 mm, water-tight up to 20 m (0.2 MPa/2 bar/29 psi) and highly flexible sliding spring tapered towards the push cable for effortless feeding even through several pipe bends. Camera head with strong, quick-change protective cap with inserted mineral glass pane. Bend-manoeuvring push cable in hybrid technology, with glass fibre core, data cables and plastic sheath, very stable, for long life. Robust, powder-coated, easy to clean cable cage. Hasp with rotary cage for simple unwinding and winding of the push cable and integrated sensor for electronic metering. Carrying case for camera cable set as an accessory.

Guide bodies

Various guide bodies for larger pipe diameters, firmly lockable on the camera head, as an accessory.



Info

Supply format

REMS CamSys Set S-Color. Electronic camera inspection system for low-cost inspection and damage analysis. Documentation of pictures and videos on SD card with specification of date and time. Controller unit in microprocessor technology with 3.5" TFT-LCD colour display, SD card slot, USB port, video out socket PAL/NTSC, integrated Li-Polymer battery, 3.7 V, 4.0 Ah, in sturdy, impact-proof plastic housing, spray protected. 2 m connecting cable from the controller unit to the camera cable set, voltage supply/charger 100–240 V, 50–60 Hz, 15 W, SD card 4 GB, USB cable, in sturdy case. Camera cable set S-Color with high resolution special colour camera Ø 25 mm with CMOS image sensor and push cable.

| Description | Version | Art.-No. |
|-------------------------|---|----------|
| Set S-Color 10 K | 10 m push cable Ø 4.5 mm with length mark, very flexible, in cable reel. For small pipe diameters and narrower pipe bends Ø (40) 50–150 mm, drains, shafts, stacks and other cavities. | 175008 |
| Set S-Color 20 H | 20 m push cable Ø 4.5 mm, very flexible, in the hasp with electronic metre counter. For small pipe diameters and narrower pipe bends Ø (40) 50–150 mm, drains, shafts, stacks and other cavities. | 175007 |
| Set S-Color 30 H | 30 m push cable Ø 5.4 mm, flexible, in the hasp with electronic metre counter. For pipes Ø 50–150 mm, drains, shafts, stacks and other cavities. | 175010 |



Accessories

| Description | Art.-No. |
|--|----------|
| REMS CamSys Basic-Pack. Controller unit in microprocessor technology with 3.5" TFT-LCD colour display, SD card slot, USB port, video out socket PAL/NTSC, integrated Li-Polymer battery, 3.7 V, 4.0 Ah, in sturdy, impact-proof plastic housing, spray protected. 2 m connecting cable from the controller unit to the camera cable set, voltage supply/charger 100–240 V, 50–60 Hz, 15 W, SD card 4 GB, USB cable, in sturdy case. | 175000 |
| Camera cable set S-Color 10 K with high resolution special colour camera Ø 25 mm with CMOS image sensor, 10 m push cable Ø 4.5 mm with length marking, very flexible, with connection for controller unit, in cable reel. For small diameters and narrower pipe bends Ø (40) 50–150 mm. | 175305 |
| Camera cable set S-Color 20 H with high resolution special colour camera Ø 25 mm with CMOS image sensor and 20 m push cable Ø 4.5 mm, flexible, in the hasp with electronic metering and connection for controller unit. For small diameters and narrower pipe bends Ø (40) 50–150 mm. | 175306 |
| Camera cable set S-Color 30 H with high resolution special colour camera Ø 25 mm with CMOS image sensor and 30 m push cable Ø 5.4 mm, flexible, in the hasp with electronic metering and connection for controller unit. For Ø 50–150 mm. | 175011 |
| Guide body Ø 62 mm S-Color/S-Color S, for camera cable set S-Color/S-Color S | 175057 |
| Guide body Ø 100 mm S-Color/S-Color S, for camera cable set S-Color/S-Color S | 175058 |
| Protective cap S-Color/S-Color S with mineral glass pane, sealing ring, for camera cable set S-Color/S-Color S | 175026 |
| Carrying case for camera cable set | 175123 |
| Case with inlay | 175018 |



Mobile, handy camera inspection system for inexpensive inspection and damage analysis of pipes, drains, chimneys and other hollow cavities. Self-levelling camera. Transmitter for localising camera heads. Electronic metering. Also for inspection after pipe cleaning work and for acceptance of new installations or repairs. Documentation of pictures and videos with voice recording on SD card. For battery and corded operation.

| | |
|---|--------------------|
| Camera head S-Color/S-Color S | Ø 25 mm |
| Camera head S-Color S-N | Ø 33 mm |
| Pipes, drains, chimneys, other cavities | |
| Camera head S-Color | Ø (40) 50 – 150 mm |
| Camera head S-Color S | Ø 50 – 150 mm |
| Camera head S-Color S-N | Ø 70 – 150 mm |

REMS CamSys 2 – Brilliant pictures and videos of pipes and drains. Voice recording Self-levelling camera. Transmitter for localising camera heads. SD card slot. Electronic metering. Cordless and mains operation.

System advantage

Only **one** controller unit with TFT-LCD colour display for connecting different camera cable sets for different requirements. Therefore inexpensive conversion possible.

Design

Mobile, handy, light. Can be used everywhere, even in very narrow places. Controller unit connected to the camera cable set by a 2 m connecting cable, removable for easy cleaning of the camera cable set. Various camera cable sets can be used. Plug-screw connections for changing the camera cable sets and the controller unit without tools. Sturdy case for controller unit, voltage supply/charger and accessories.

Controller unit with TFT-LCD colour display

Controller unit with 7" colour display with state of the art TFT-LCD technology for brilliant pictures and videos, 178 mm screen diagonal, 720 x 480 pixels. Very light and handy, only 1.3 kg. Sturdy, impact-proof plastic housing, spray protected, glare protection. Integrated stand for different angles of inclination of the screen. Ergonomic grips with soft-grip and adjustable clamping bands, keys for picture and video, for one-hand operation by right and left handers. Small dimensions: 270 x 164 x 70 mm. Keys for setting the brightness of the LEDs of the colour camera head. Full screen, 2x zoom, 4x rotation options for the picture. Adjustable automatic switch-off. SD card slot. Pictures and videos with voice recording can be saved on an SD card for simple documentation of the inspection result. Insertion depth of the camera is stored in the picture and the video, optionally also date and time of the recording. Pictures can be taken during video recording without impairing the video recording. Immediate playback of saved recordings or transmission to other devices with SD card. Pictures can also be taken later from the video during playback of recorded videos on the controller's colour display. USB connector for direct connection to PC or laptop. Video output socket Composite-Video PAL/NTSC for connecting an external monitor. Connection for voltage supply/charger 100 – 240 V.

Cordless and mains operation

Li-Polymer Technology. Controller unit with integrated Li-Polymer battery 3.7V, 7.6 Ah. Light and powerful. Power supply/charger 100 – 240 V, 15 W, with USB port and USB cable for connecting power supply/charger, laptop or other voltage supply. No memory effect for maximum battery performance.

High resolution special colour camera

High resolution special colour camera with CMOS image sensor and ultra bright, white light emitting diodes (LEDs) with adjustable light intensity up to 1700 mcd and concentrated radiation angle for brilliant colour pictures with evenly bright illumination. Low light requirement due to very high light sensitivity (0.1 lux). Fixed focus and special lens with 90° wide angle, also for detecting the smallest details.



Info

Exchangeable cable camera sets

Camera cable set S-Color, consisting of a special high resolution colour camera Ø 25 mm with 20 m push cable Ø 4.5 mm, very flexible, for small pipe diameters and narrower bends Ø (40) 50–150 mm, in the hasp with electronic metering or 10 m push cable Ø 4.5 mm with length mark, very flexible, for small pipe diameters and narrower pipe bends Ø (40) 50–150 mm, in the cable reel. **Camera cable set S-Color S**, consisting of a special high resolution colour camera Ø 25 mm with 30 m push cable Ø 5.4 mm, flexible, for Ø 50–150 mm, in the hasp with electronic metering and 33 kHz transmitter for localising the camera head. **Camera cable set S-Color S-N**, consisting of a special high resolution colour camera Ø 33 mm with 30 m push cable Ø 5.4 mm, flexible, for Ø 70–150 mm, in the hasp with electronic metering, 33 kHz transmitter for localising the camera head and self-levelling camera for upright pictures and videos. Connection for controller unit. Very small, rounded camera head, water-proof up to 20 m (0.2 MPa/2 bar/29 psi) and highly flexible sliding spring tapered towards the push cable for effortless feeding even through several pipe bends. Camera head with strong, quick-change protective cap with inserted mineral glass pane. Bend-maneuvring push cable in hybrid technology, with glass fibre core, data cables and plastic sheath, very stable, for long life. Robust, powder-coated, easy to clean cable cage. Hasp with rotary cage for simple unwinding and winding of the push cable and integrated sensor for electronic metering. Carrying case for camera cable set as an accessory.

Guide bodies

Guide body S-Color/S-Color S and S-Color S-N Ø 62 mm and Ø 100 mm, for greater pipe diameters, can be locked to camera head S-Color/S-Color S or S-Color S-N, as an accessory.

Tracker

REMS Explorer for localising a camera head with a 33 kHz transmitter, for determining the position of damages or the course of a pipe, as an accessory.



Supply format

REMS CamSys 2 Set S-Color. Electronic camera inspection system for low-cost inspection and damage analysis. Documentation of pictures and videos with voice recording on SD card with specification of date and time. Controller unit in microprocessor technology with 7" TFT-LCD colour display, SD card slot, USB port, video out socket PAL/NTSC, integrated Li-Polymer battery 3.7V, 7.6 Ah, in sturdy, impact-proof plastic housing, spray protected, glare protection, stand. 2 m connecting cable from the controller unit to the camera cable set, voltage supply/charger 100–240V, 50–60 Hz, 15 W, SD card 4 GB, USB cable, video cable, in sturdy case. Camera cable set S-Color with high resolution special colour camera with CMOS image sensor and push cable.

| Description | Version | Art.-No. | |
|-----------------------------|---|----------|--|
| Set S-Color 10 K | High resolution special colour camera Ø 25 mm, 10 m push cable Ø 4.5 mm with length mark, very flexible, in the cable reel. For small pipe diameters and narrower pipe bends Ø (40) 50–150 mm, drains, shafts, stacks and other cavities. | 175301 | |
| Set S-Color 20 H | High resolution special colour camera Ø 25 mm, 20 m push cable Ø 4.5 mm, very flexible, in the hasp with electronic metering. For small pipe diameters and narrower pipe bends Ø (40) 50–150 mm, drains, shafts, stacks and other cavities. | 175302 | |
| Set S-Color S 30 H | High resolution special colour camera Ø 25 mm, 33 kHz transmitter for localising the camera head, 30 m push cable Ø 5.4 mm, flexible, in the hasp with electronic metering. For pipes Ø 50–150 mm, drains, shafts, stacks and other cavities. | 175303 | |
| Set S-Color S-N 30 H | High resolution special colour camera Ø 33 mm, self-levelling, 33 kHz transmitter for localising the camera head, 30 m push cable Ø 5.4 mm, flexible, in the hasp with electronic metering. For pipes Ø 70–150 mm, drains, shafts, stacks and other cavities. | 175304 | |



| Description | Art.-No. | |
|--|----------|--|
| REMS CamSys 2 Basic-Pack Controller unit in microprocessor technology with 7" TFT-LCD colour display, SD card slot, USB port, video out socket PAL/NTSC, integrated Li-Polymer battery, 3.7 V, 7.6 Ah, in sturdy, impact-proof plastic housing, glare protection, stand, spray protected. 2 m connecting cable from the controller unit to the camera cable set, voltage supply/charger 100–240 V, 50–60 Hz, 15 W, SD card 4 GB, USB cable, video cable, in sturdy case. | 175300 | |
| Camera cable set S-Color 10 K High resolution special colour camera Ø 25 mm, 10 m push cable Ø 4.5 mm with length mark, very flexible, in the cable reel. For small diameters and narrower pipe bends Ø (40) 50–150 mm. | 175305 | |
| Camera cable set S-Color 20 H High resolution special colour camera Ø 25 mm, 20 m push cable Ø 4.5 mm, very flexible, in the hasp with electronic metering. For small diameters and narrower pipe bends Ø (40) 50–150 mm. | 175306 | |
| Camera cable set S-Color S 30 H High resolution special colour camera Ø 25 mm, 33 kHz transmitter for localising the camera head, 30 m push cable Ø 5.4 mm, flexible, in the hasp with electronic metering. For Ø 50–150 mm. | 175307 | |
| Camera cable set S-Color S-N 30 H High resolution special colour camera Ø 33 mm, self-levelling, 33 kHz transmitter for localising the camera head, 30 m push cable Ø 5.4 mm, flexible, in the hasp with electronic metering. For Ø 70–150 mm. | 175308 | |
| Guide body Ø 62 mm S-Color/S-Color S, for camera head S-Color/S-Color S | 175057 | |
| Guide body Ø 100 mm S-Color/S-Color S, for camera head S-Color/S-Color S | 175058 | |
| Guide body Ø 62 mm S-Color S-N, for camera head S-Color S-N | 175343 | |
| Guide body Ø 100 mm S-Color S-N, for camera head S-Color S-N | 175339 | |
| Protective cap S-Color/S-Color S with mineral glass pane, sealing ring, for camera head S-Color/S-Color S | 175026 | |
| Protective cap S-Color S-N with mineral glass pane, sealing ring, for camera head S-Color S-N | 175330 | |
| REMS Explorer, tracker for localising a camera head with a 33 kHz transmitter | 175312 | |
| Carrying case for camera cable set | 175123 | |
| Case with inlay | 175323 | |





REMS
Explorer

REMS CamSys2

REMS CamSys2

REMS Pull-Push

Suction and pressure cleaning device

Proven, reliable suction and pressure cleaning device for fast clearance of blockages.

REMS Pull-Push – fast clearance of blockages.

High pressing force by front, adjustable handle.

Optimum adaptation to the cleaning task by 2 sleeves:

Short sleeve for wash basins and baths, long sleeve for toilets.



Info



Supply format

REMS Pull-Push. Suction and pressure cleaning device for fast clearance of blockages. With short and long sleeve. In a box.

| | | |
|--|----------|--|
| | Art.-No. | |
| | 170300 | |

REMS Mini-Cobra

Drain cleaner for manual and electric operation

Proven, handy device for the fast unblocking of pipes, e.g. for kitchens, bathrooms and toilets.

For pipes \varnothing 20 – 50 (75) mm
For cables \varnothing 6, 8, 10 mm

REMS Mini-Cobra – by hand or electric. Indispensable to remove small blockages.

Design

Simple, robust, practical design. Handy, light. Only 2.9 kg. Easy operation also in traps and tight bends. Easy insertion of cable directly through strainers in sinks and drains. Locking of cable by quick-action chuck.

Drain cleaning cables

Cables in high quality spring steel. Specially hardened. Highly flexible for effortless feed-forward in tight bends. Cable end with bulbous head (sink strainer head), thus easy to bend.

Cable drum

In hot-galvanized spring steel. Specially hardened. Highly flexible for effortless feed-forward in tight pipe bends. Cable end with bulbous head. Corrosion-resistant cable drum in shock-proof, glass-fibre reinforced plastic prevents pollution of the environment. Ventilation of the cable drum interior enables self-drying of cable. View to cable at all times.

Drive

By hand with easy action, easy grip crank handle or with suitable electric drill/with suitable electric screwdriver, speed \leq 300 rpm. Hexagon adapter for electric drive located in the drum cover.



German Quality Product



Info



Supply format

REMS Mini-Cobra. Pipe cleaning device for pipes \varnothing 20 – 50 (75) mm, with crank handle and hexagonal driver for electric drill/screwdriver. For drain cleaning cables \varnothing 6, 8 and 10 mm. Cable drum in shock-proof, glass-fibre reinforced plastic. Quick-action chuck. Cable \varnothing 8 mm \times 7.5 m long. In a carton.

| | | |
|--|----------|--|
| | Art.-No. | |
| | 170010 | |

Accessories

| Description | \varnothing \times Length | Art.-No. |
|---------------------------------------|-------------------------------|----------|
| Drain cleaning cable | 8 mm \times 7.5 m | 170200 |
| | 10 mm \times 10 m | 170205 |
| Drain cleaning cable with core | 8 mm \times 7.5 m | 170201 |



REMS Mini-Cobra S

Electric drain cleaning machine

Electric pipe cleaning device with fast switchover. For effortless and quick application to remove pipe blockages in kitchen, bath, toilet.

For pipes \varnothing 20 – 50 (75) mm
For cables \varnothing 8, 10 mm

REMS Mini-Cobra S – Fast clearance of pipe blockages. Ultra fast reversal of direction of spiral feed/return by fast switchover.

Design

Compact unit of drive machine and cable drum. Handy, light. Only 5.7 kg. Combined thrust and grip handle for controlling the automatic feed-forward and reverse and for safe holding of the unit. Easy operation also in traps and tight bends.

Fast switchover

For easy operation and fast clearance of pipe blockages. Ultra fast reversal of direction of spiral feed/return by fast switchover also under full load without changing the motor's direction of rotation, avoids looping of the spirals when suddenly encountering resistance from pipe blockages, for long life of the spirals.

Drain cleaning cables

Drain cleaning cables in high quality spring steel. Specially hardened. Highly flexible for effortless feed-forward in tight pipe bends. Cable end with bulbous head (sink strainer head), thus easy to bend. Drain cleaning cables with core in high quality spring steel prevents ingress of dirt and generation of long fibres in the cable windings.

Cable drum

Corrosion resistant cable drum in shock-proof, glass-fibre reinforced plastic prevents pollution of the environment. Ventilation of the cable drum interior enables self-drying of cable. View of the cable at any time.

Drive

Proven drive unit with hexagon mount. Enormously powerful. Robust, maintenance-free gear with safety slipping clutch. Universal motor, 630 W, high-torque forward and reverse at low speed. Stepless, electronic speed control. The speed between 0 and 950 rpm is controlled by pressing the tip switch steplessly (acceleration switch).



German Quality Product



Info



Supply format

REMS Mini-Cobra S. Electric pipe cleaning device with fast switchover, for pipes \varnothing 20 – 50 (75) mm. For drain cleaning cables \varnothing 8 and 10 mm. Drive unit with maintenance-free gear, universal motor 230 V or 110 V, 50 – 60 Hz, 630 W, high-torque forward and reverse at low speed. Safety tip switch. Stepless, electronic speed control (acceleration switch) between 0 and 950 rpm. Cable drum in shock-proof, glass-fibre reinforced plastic. Cable \varnothing 8 mm, with core, 7.5 m long.

| Description | Art.-No. |
|--|----------|
| REMS Mini-Cobra S , in a carton | 170022 |
| REMS Mini-Cobra S Set , in sturdy steel case. | 170023 |



Accessories

| Description | \varnothing × Length | Art.-No. |
|---------------------------------------|------------------------|----------|
| Drain cleaning cable with core | 8 mm × 7.5 m | 170201 |
| Drain cleaning cable | 10 mm × 10 m | 170205 |
| Steel case | | 185058 |



REMS Cobra 22/32

Electric pipe and drain cleaning machines

Handy, robust, compact machines for versatile use in pipe and drain cleaning. High-speed rotator with connectable cable sections. Proven technology.

| | |
|------------------------------------|--------------------|
| For pipes | Ø 20 – 250 mm |
| For pipe and drain cleaning cables | Ø 8, 16, 22, 32 mm |

All pipe and drain cleaning cables and tools can also be used for other makes.

REMS Cobra – clear pipe – easy and fast.
High-speed rotator with cable sections for work length up to 100 m. Effective chain knocking and milling up to 740 rpm. Closed drive spindle protects motor and drive against dirt and water.

High speed rotator with connectable cable sections
High-speed rotator, 740 rpm (REMS Cobra 22) resp. 520 rpm (REMS Cobra 32), with cable sections for effective fast operation, e.g. during chain knocking or milling. Under difficult conditions also, e.g. roots and hard incrustations. Cable sections to be connected as needed up to 70 m (REMS Cobra 22) resp. 100 m (REMS Cobra 32) work length. No unnecessary rotating of long pipe and drain cleaning cables.

Design

Robust, practical, splash-proof. Maintenance-free. Small in size. Favourable weight, drive unit REMS Cobra 22 only 19 kg, drive unit REMS Cobra 32 only 24 kg. Machine frame made of distortion-free cast aluminium with protective covers in shock-proof plastic material. REMS Cobra 22 with holders for part spirals 16 and 22 for fixing the part spirals to the machine frame when changing spirals. Chucking system which is located outside the machine housing with straight through undivided drive spindle for the pipe and drain cleaning cable. This enables a complete seal of the machine interior against dirt and water. Connecting cable with integrated personal protection switch (PRCD). Guide hose prevents excess rotation of pipe and drain cleaning cables and pollution of the environment. Legs with rubber caps guarantee a safe, floor-protecting stand.

High-performance pipe and drain cleaning cables
Specially hardened. Highly flexible for effortless feed-forward in tight pipe bends. Rapid action coupling for fast extension and shortening. T-groove coupling with safety lock through spring-loaded thrust pin. Manual feed-forward for sensitive operation. Standard pipe and drain cleaning cable for universal pipe and drain cleaning jobs, highly flexible, specially suited for tight or several consecutive pipe bends. Pipe and drain cleaning cable S with thicker special spring steel for very difficult to remove obstructions, e.g. root cutting. Drain cleaning cables with weather-proof and temperature resistant plastic core prevents drain cleaning cable from dirt and generation of long fibres in the cable windings. Drive through REMS Cobra 22, REMS Cobra 32 or drive machines of other makes.

Clamping jaws for cable drive

Clamping jaws in high-grade hardened steel, resistant to wear and precise fit. Instant and exact clamping and opening of pipe and drain cleaning cables allow optimum control, power transmission and operating safety. REMS Cobra 22: Choice of pipe and drain cleaning cables Ø 16 mm and 22 mm, without changing the clamping jaws. Pipe and drain cleaning cable Ø 8 mm with adapter drum 22/8 and integrated clamping jaws, as accessory. REMS Cobra 32: Choice of drain cleaning cables Ø 22 and 32 mm, without changing the clamping jaws. Drain cleaning cables Ø 16 mm with clamping jaws 16, as accessory. Pipe and drain cleaning cable Ø 8 mm with adapter drum 32/8 and integrated clamping jaws, as accessory.

Drive

Powerful, quiet running capacitor motor with high torque, 750 W (REMS Cobra 22), 1050 W (REMS Cobra 32), right and left-hand rotation. Full transmission of motor power by a slipping-proof maintenance-free toothed belt drive. Straight through closed drive spindle. Permanently lubricated, maintenance-free roller bearings. Fast and secure run and stop of pipe and drain cleaning cable through strong, centrally located pressing lever provides central power input. Lever doubles as a carrying device without awkward locking.

Pipe and drain cleaning tools

Large variety of pipe and drain cleaning tools (page 270 – 271), also fit into pipe and drain cleaning machines of other makes.



German Quality Product

Tested by electrosuisse >>>



German Quality Product



Straight through closed drive spindle protects motor and drive against dirt and water.

Supply format

REMS Cobra 22 Set. Electric pipe and drain cleaning machine for pipes Ø 20–150 mm. Drive unit with maintenance-free belt drive, capacitor motor 230 V, 50 Hz, 750 W, right and left-hand rotation, guide hose. Personal protection switch (PRCD). Choice of cable and tool set 16 or/and 22. In a carton.

| Description | Version | Art.-No. |
|--------------------|---|----------|
| Set 16 | 5 cable sections 16 × 2.3 m in cable carrier, straight auger 16, bulbous auger 16, toothed blade borer 16/25, cable joint separator, 1 pair of guide gloves, steel case for tool set | 172010 |
| Set 22 | 5 cable sections 22 × 4.5 m in cable carrier, straight auger 22, retrieving auger 22, funnel auger 22, toothed cross-blade borer 22/35, cable joint separator 22/32, 1 pair of guide gloves, steel case for tool set | 172011 |
| Set 16 + 22 | 5 cable sections 16 × 2.3 m in cable carrier, straight auger 16, bulbous auger 16, toothed blade borer 16/25, cable joint separator, 5 cable sections 22 × 4.5 m in cable carrier, straight auger 22, retrieving auger 22, funnel auger 22, toothed cross-blade borer 22/35, cable joint separator 22/32, 2 pairs of guide gloves, steel case for each tool set | 172012 |



Supply format

REMS Cobra 32 Set. Electric pipe and drain cleaning machine for pipes Ø 20–250 mm (½–10"). Drive unit with maintenance-free belt drive, capacitor motor 230 V, 50 Hz, 1050 W, right and left-hand rotation, guide hose. Personal protection switch (PRCD). Choice of cable and tool set 32 or cable and tool sets 22 and 32 or 16 and 22. In a carton.

| Description | Version | Art.-No. |
|--------------------|--|----------|
| Set 32 | 4 cable sections 32 × 4.5 m in cable carrier, straight auger 32, retrieving auger 32, funnel auger 32, toothed cross-blade borer 32/45, cable joint separator 22/32, 1 pair of guide gloves, case for tool set | 174010 |
| Set 22 + 32 | 5 cable sections 22 × 4.5 m in cable carrier, straight auger 22, retrieving auger 22, funnel auger 22, toothed cross-blade borer 22/35, cable joint separator 22/32, 4 cable sections 32 × 4.5 m in cable carrier, straight auger 32, retrieving auger 32, funnel auger 32, toothed cross-blade borer 32/45, cable joint separator 22/32. 2 pairs of guide gloves, steel case/case for each tool set | 174011 |
| Set 16 + 22 | 5 cable sections 16 × 2.3 m in cable carrier, 2 clamping jaws 16, straight auger 16, bulbous auger 16, toothed blade borer 16/25, cable joint separator 16, 5 cable sections 22 × 4.5 m in cable carrier, straight auger 22, retrieving auger 22, funnel auger 22, toothed cross-blade borer 22/35, cable joint separator 22/32, 2 pairs of guide gloves, steel case for each tool set | 174012 |



Accessories

| Description | Art.-No. |
|---|----------|
| REMS Cobra 22 drive unit with guide hose | 172000 |
| REMS Cobra 32 drive unit with guide hose | 174000 |

Pipe and drain cleaning tools see page 270–271.



REMS Cobra 22/32


Accessories for REMS Cobra 22, REMS Cobra 32
and other makes

| Description | Size | Art.-No. |
|--|----------------|----------------------------|
| Cable and tool set 16 consisting of 5 cable sections 16 × 2.3 m in cable carrier, straight auger 16, bulbous auger 16, toothed blade borer 16/25, cable joint separator, 1 pair of guide gloves, steel case for tool set | | 172050 |
| Cable and tool set 22 consisting of 5 cable sections 22 × 4.5 m in cable carrier, straight auger 22, retrieving auger 22, funnel auger 22, toothed cross-blade borer 22/35, cable joint separator, 1 pair of guide gloves, steel case for tool set | | 172051 |
| Cable and tool set 32 consisting of 4 cable sections 32 × 4.5 m in cable carrier, straight auger 32, retrieving auger 32, funnel auger 32, toothed cross-blade borer 32/45, cable joint separator 22/32, 1 pair of guide gloves, case for tool set | | 174050 |
| Adapter drum REMS Cobra 22/8 with cable Ø 8 mm × 7.5 m long, with bulbous head | | 170011 |
| Adapter drum REMS Cobra 32/8 with cable Ø 8 mm × 7.5 m long, with bulbous head | | 170012 |
| Clamping jaws 16 (pack of 2) for REMS Cobra 32 for clamping drain cleaning cables Ø 16 mm | | 174101 |
| Pipe and drain cleaning cable for pipe-Ø 10–50 (75) mm | 8 × 7.5 m | 170200 |
| for pipe-Ø 25–125 mm | 16 × 2.3 m | 171200 |
| for pipe-Ø 50–150 mm | 22 × 4.5 m | 172200 |
| for pipe-Ø 50–250 mm | 32 × 4.5 m | 174200 |
| Pipe and drain cleaning cable (5 pieces) in cable carrier for pipe-Ø 25–125 mm | 16 × 2.3 m | 171201 |
| Pipe and drain cleaning cable (5 pieces) in cable carrier for pipe-Ø 50–150 mm | 22 × 4.5 m | 172201 |
| Pipe and drain cleaning cable (4 pieces) in cable carrier for pipe-Ø 50–250 mm | 32 × 4.5 m | 174201 |
| Pipe and drain cleaning cable S With thick special spring steel for high stability, e.g. during root cutting, milling, chain knocking for pipe-Ø 25–125 mm | 16 × 2 m | 171205 |
| for pipe-Ø 50–150 mm | 22 × 4 m | 172205 |
| for pipe-Ø 50–250 mm | 32 × 4 m | 174205 |
| Pipe and drain cleaning cable with core prevents clogging of pipe and drain cleaning cable with dirt for pipe-Ø 25–125 mm | 16 × 2.3 m | 171210 |
| for pipe-Ø 50–150 mm | 22 × 4.5 m | 172210 |
| for pipe-Ø 50–250 mm | 32 × 4.5 m | 174210 |
| Pipe and drain cleaning cable with core (5 pieces) in cable carrier for pipe-Ø 50–150 mm | 22 × 4.5 m | 172203 |
| Pipe and drain cleaning cable with core (4 pieces) in cable carrier for pipe-Ø 50–250 mm | 32 × 4.5 m | 174203 |
| Cable reduction 22/16 for connecting individual cables of different sizes | 22/16 | 172154 |
| Cable reduction 32/22 for connecting individual cables of different sizes | 32/22 | 174154 |
| Cable carrier (empty) | 16 22 32 | 171150 172150 174150 |
| Cable joint separator for releasing the safety lock | 16 22/32 | 171151 172151 |



| Description | Size | Art.-No. |
|--|--|--|
| Straight auger for exploring the obstruction to withdraw a sample. Clearing of solid blockages caused by e.g. textiles, paper, kitchen waste | 16 22 32 | 171250 172250 174250 |
| Bulbous auger for minor obstructions caused by textiles and papers. Flexible, facilitates advancement in tight bends. | 16 22 32 | 171265 172265 174265 |
| Funnel auger for textile and paper obstructions in particular. Especially useful for cleaning larger diameter pipes. Also be used as a recovery tool for cables left in the pipe. | 16 22 32 | 171270 172270 174270 |
| Retrieving auger with extended, specially angled grappling arms. Used to recover cables left in the pipe. Not suitable for boring operations. | 16 22 32 | 171275 172275 174275 |
| Serrated blade borer for boring out greasy or heavily silted pipes, e.g. drains of washing machines, dishwashers. Riveted to the connector (not soldered or welded), so as to prevent any deformation of the hardened spring steel blades. | 16/25 22/35 22/45 32/55 | 171280 172280 172281 174282 |
| Serrated cross-blade borer Universal use for obstructions of all kinds, including incrustations, e.g. limescale deposits on the inside of the pipe. Riveted to the connector (not soldered or welded), so as to prevent any deformation of the hardened spring steel blades. Operation with pipe and drain cleaning cable S recommended. | 16/25 16/35 22/35 22/45 22/65 32/45 32/65 32/90 32/115 | 171290 171291 172290 172291 172293 174291 174293 174295 174296 |
| Forked cutter to remove moderate to severe silting or persistent grease contamination. Made of hardened spring steel. | 16 | 171305 |
| Cross-forked cutter to remove moderate to severe silting or persistent grease contamination. Made of hardened spring steel. Operation with pipe and drain cleaning cable S recommended. | 16 | 171306 |
| Serrated forked cutter Versatile use, e.g. for removal of slurries and for mincing (crushing) of root infested pipe. Made of hardened spring steel. | 22/65 32/65 32/90 | 172305 174305 174306 |
| Root cutter specially designed for root infested pipe. Hardened, replaceable ring-type saw, cutting to front and rear. Operation with pipe and drain cleaning cable S recommended. | 22/65 32/65 32/90 | 172310 174310 174311 |
| Chain knocker, smooth rings for final pipe and drain cleaning for removal of grease deposits and incrustations, e.g. limescale deposits on the inside of the pipe. For sensitive pipes, e.g. plastic. | 16 22 32 | 171340 172340 174340 |
| Chain knocker, spiked links for final pipe and drain cleaning for removal of grease deposits and incrustations, e.g. limescale deposits on the inside of the pipe. For cast and concrete pipes. | 16 22 32 | 171341 172341 174341 |
| Guide gloves, pair for secure gripping and guiding of pipe and drain cleaning cables | | 172610 |
| Riveted guide glove, left Riveted guide glove, right for secure gripping and guiding of pipe and drain cleaning cables. Fully leather, inner surface riveted. | | 172611 172612 |





Plastic Pipe Welding



Electric sleeve welding unit

274



Sleeve welding units

275



Butt welding machines

276



Butt welding units

280

REMS EMSG 160

Electric sleeve welding unit

Powerful, handy unit for welding plastic drain pipes with electric sleeves in PE.

Plastic pipes and electric sleeves in PE Ø 40 – 160 mm

For Geberit, Akatherm-Euro, Coes, Valsir, Waviduo

REMS EMSG 160 – automatic welding.
Electronic control. Acoustic and visual monitoring of welding process.

Smallest sizes. Super-handy, light, only 0.7 kg. Can be used anywhere.

Electronic control with micro controller for automatic adjustment of welding current (welding temperature) and welding time according to sleeve size.

Automatic compensation of welding time in accordance with the ambient temperature.

Acoustic and visual monitoring of welding process.

Wide work radius through extra-long cables.

Sturdy, shock-proof plastic casing with carrying strap. Splash-proof.



German Quality Product



Info

Supply format

REMS EMSG 160. Electric sleeve welding unit 230 V, 50 Hz, 1150 W, for welding plastic drain pipes with electric sleeves in PE made by Akatherm-Euro, Coes, Geberit, Valsir, Waviduo, Ø 40 – 160 mm. Electronic control, with acoustic and visual monitoring of welding process. In sturdy, shock-proof plastic casing. Welding leads 4.40 m. In a carton.

| | | |
|--|----------|--|
| | Art.-No. | |
| | 261001 | |

Accessories

| | | |
|-------------|----------|--|
| Description | Art.-No. | |
| Case | 151615 | |



Powerful electric tools for efficient sleeve welding.
Can be used anywhere, free-hand or on the work bench.

Plastic pipes and fittings
in PB, PE, PP, PVDF Ø 16 – 125 mm

REMS MSG – heating element according to DVS. High quality PTFE coating of heating spigots/sockets.

Design

Handy, light, safe. Free-hand or work bench assembly. Supplied in standard with supporting stand and bench support for mounting the unit in a horizontal or vertical position (bench support not supplied for MSG 25).

Heating element according to DVS

Plate-shaped, plane parallel heating element according to DVS. Electric heater embedded in corrosion-resistant cast aluminium for indirect heat transfer. Heating spigots and heating sockets according to DVS. High-quality, long-lasting PTFE coating prevents adherence of plastic remnants as well as oxidizing, and enables easy cleaning. Ideal temperature distribution and constant temperature at the complete working area. Fastening screws in stainless steel.

Temperature and temperature control

Choice of

- adjustable temperature 180–290°C, preadjusted to 260°C for PP pipes, with electronic temperature control with tight tolerance (EE) or
- Fixed temperature for PP pipes at 263°C, with electronic temperature control with a tolerance of +/- 1% (FE).

The electronic and manual temperature control automatically controls the preadjusted temperature within the permitted range according to DVS. Temperature control lamp and power control lamp.



Supply format

REMS MSG. Sleeve welding unit for plastic pipes and fittings in PB, PE, PP, PVDF. Heating element 230 V, 50–60 Hz, without PTFE-coated heating spigots and heating sockets. Optionally adjustable temperature 180–290°C, pre-set for PP pipes at 260°C, with electronic temperature control (EE) or fixed temperature for PP pipes at 263°C, with electronic temperature control (FE). Support stand. Bench support for mounting the welding unit in a horizontal or vertical position (not for MSG 25). Hexagon key for assembly and dismantling of heating spigots and heating sockets. In a carton.

| Description | Pipes Ø mm | Power W | Art.-No. |
|---------------|------------|---------|----------|
| 25 EE | 16–25 | 500 | 256020 |
| 63 FE | 16–63 | 800 | 256213 |
| 63 EE | 16–63 | 800 | 256220 |
| 125 EE | 16–125 | 1400 | 256320 |

Other voltages available.

Supply format

REMS MSG 63 FE Set. As REMS MSG 63 FE, but with PTFE-coated heating spigots, heating sockets for Ø 20, 25, 32 mm. Fastening screws in stainless steel. In steel case.

| Description | Pipes Ø mm | Power W | Art.-No. |
|-------------|------------|---------|----------|
| | 16–63 | 800 | 256233 |

Other voltages available.

Supply format

REMS MSG 63 EE Set. As REMS MSG 63 EE, but with PTFE-coated heating spigots, heating sockets for Ø 20, 25, 32 mm. Fastening screws in stainless steel. In steel case.

| Description | Pipes Ø mm | Power W | Art.-No. |
|-------------|------------|---------|----------|
| | 16–63 | 800 | 256240 |


Other voltages available.

Accessories

| Description | Pipes Ø mm | Art.-No. |
|--|------------|----------|
| Heating spigot, heating socket, fastening screw in stainless steel | 16 | 256400 |
| | 17 | 256410 |
| | 18 | 256420 |
| | 19 | 256430 |
| | 20 | 256440 |
| | 25 | 256450 |
| | 32 | 256460 |
| | 40 | 256470 |
| | 50 | 256480 |
| | 63 | 256490 |
| | 75 | 256500 |
| | 90 | 256510 |
| | 110 | 256520 |
| 125 | 256530 | |

Steel case

| | |
|--------------------------|--------|
| REMS MSG 25, REMS MSG 63 | 256242 |
| REMS MSG 125 | 256342 |



Handy, easy-to-carry compact machine. Complete only 45 kg. Ideal for sanitary installations and installation of drain pipes, chimney reconstruction with PVDF pipes. For job site and workshop.

Plastic pipes and fittings

in PB, PE, PP, PVDF

Ø 40–160 mm

| | |
|----------------|----------|
| PE Ø 40–90 mm | SDR ≥ 6 |
| PE Ø 40–110 mm | SDR ≥ 9 |
| PE Ø 40–125 mm | SDR ≥ 11 |
| PE Ø 40–140 mm | SDR ≥ 17 |
| PE Ø 40–160 mm | SDR ≥ 21 |

REMS SSM 160RS – ideal for the pipe fitter.

Light and compact. Heating element according to DVS.

Electronic temperature control. High-quality PTFE coating.

Powerful facing cutter. Closed facing cutter housing.

Design

Light and compact. Low weight, complete only 60 kg.

Can be easily carried by one person.

- Base frame in cast aluminium
- Free suspension of butt welding unit REMS SSG 180 for exact alignment of the faces to be welded
- Electric facing cutter unit for plane-parallel machining of pipe ends
- Smooth sliding, roller-bearing mounting of butt welding unit and electric facing cutter unit
- Quick clamping device, also suitable for angular branches.
- Pressing device, clear scale for easy reading of jointing pressure, clamping handle for pressure holding
- Can be used on the workbench or on the tubular stand provided as standard (= sub-frame = transport device).

Heating element according to DVS

Plate-shaped, plane parallel heating element according to DVS. Electric heater embedded in corrosion-resistant cast aluminium for indirect heat transfer. High-quality, long-lasting PTFE coating prevents adherence of plastic remnants as well as oxidizing, and enables easy cleaning. Ideal temperature distribution and constant temperature at the complete working area. Protective cover for heating element.

Electronic temperature control

Adjustable temperature 180–290°C, preset for PE pipes. The electronic temperature control automatically controls the preset temperature within the permitted range according to DVS. Temperature control lamp and power control lamp.

Facing cutter unit

Electric facing cutter unit with special, high torque universal motor, 500 W, for plane-parallel machining of one or both pipe ends according to DVS. Fast positioning of facing cutter with proven safety switch. Closed facing cutter housing. Specially hardened and specially ground planing blades guarantee easy, vibration-free planing.

Quick clamping device, also for angular branches

Sturdy quick clamping device made of nickel-plated steel, consisting of 2 vices with 2 clamping inserts each for pipes of Ø 40, 50, 56, 63, 75, 90, 110, 125, 135, 140, 160 mm. Also suitable for angular branches.

Pipe supports

Multiple adjustment, easy positioning of pipe supports for pipes Ø 160 mm for supporting and easy axial alignment of pipes and fittings. 2 pipe support inserts each for pipes Ø 40, 50, 56, 63, 75, 90, 110, 125, 135, 140 mm.

Supply format

REMS SSM 160RS. Butt welding machine for plastic pipes and fittings in PB, PE, PP, PVDF, PE Ø 40–90 mm SDR ≥ 6, PE Ø 40–110 mm SDR ≥ 9, PE Ø 40–125 mm SDR ≥ 11, PE Ø 40–140 mm SDR ≥ 17, PE Ø 40–160 mm SDR ≥ 21. Butt welding unit with PTFE-coated heating element 230 V, 50–60 Hz, 1200 W. Adjustable temperature 180–290°C, preset for PE pipes. Electronic temperature control. Protective cover for heating element. Electric planing device 230 V, 50–60 Hz, 500 W. Pressing device. Quick clamping device, also for angular branches, consisting of 2 vices with 2 clamping inserts each Ø 40, 50, 56, 63, 75, 90, 110, 125, 135, 140, 160 mm. 2 pipe rests Ø 160 mm with pipe rest inserts Ø 40, 50, 56, 63, 75, 90, 110, 125, 135, 140 mm. Work key. Steel case for pipe support inserts and clamp inserts. Tubular stand = base frame = carrying device.

| | | |
|--|----------|--|
| | Art.-No. | |
| | 252026 | |

Accessories

| | | |
|------------------------------|----------|--|
| Description | Art.-No. | |
| Planing blade (piece) | 252103 | |



REMS SSM 160KS

Butt welding machine

Powerful, proven, easy-to-transport compact machine. Ideal for sanitary installation, drain pipe installation, chimney reconstruction with PVDF pipes. For job site and workshop.

| | | |
|----------------------------|----------|---------------|
| Plastic pipes and fittings | | Ø 40 – 160 mm |
| in PB, PE, PP, PVDF | | |
| PE Ø 40 – 90 mm | SDR ≥ 6 | |
| PE Ø 40 – 110 mm | SDR ≥ 9 | |
| PE Ø 40 – 125 mm | SDR ≥ 11 | |
| PE Ø 40 – 140 mm | SDR ≥ 17 | |
| PE Ø 40 – 160 mm | SDR ≥ 21 | |

REMS SSM 160KS – ideal for the pipe fitter.
Heating element according to DVS. Electronic temperature control. High-quality PTFE coating.
Powerful facing cutter. Closed facing cutter housing.

Design

- Compact, robust, job site-proven. Machine on sheet metal base weighs 101 kg. Easy to carry.
- Base frame in aluminium cast
 - Free suspension of butt welding unit REMS SSG 180 for exact alignment of the faces to be welded
 - Electric facing cutter unit for plane-parallel machining of pipe ends
 - Smooth sliding, roller-bearing mounting of butt welding unit and electric facing cutter unit
 - Quick clamping device, also suitable for angular branches.
 - Pressing device, clear scale for easy reading of jointing pressure, clamping handle for pressure holding
 - Machine on sheet steel base with built-in drawer for clamping and pipe rest inserts
 - Suitable for use on a work bench or on the standard supplied sheet metal cabinet (= carrying case).

Heating element according to DVS

Plate-shaped, plane-parallel heating element according to DVS. Electric heater embedded in corrosion-resistant cast aluminium for indirect heat transfer. High-quality, long-lasting PTFE coating prevents adherence of plastic remnants as well as oxidizing, and enables easy cleaning. Ideal temperature distribution and constant temperature at the complete working area. Protective cover for heating element.

Electronic temperature control

Adjustable temperature 180–290°C, preset for PE pipes. The electronic temperature control automatically controls the preset temperature within the permitted range according to DVS. Temperature control lamp and power control lamp.

Facing cutter unit

Electric facing cutter unit with special, high torque universal motor, 500 W, for plane-parallel machining of one or both pipe ends according to DVS. Fast positioning of facing cutter with proven safety switch. Closed facing cutter housing. Specially hardened and specially ground planing blades guarantee easy, vibration-free planing.

Quick clamping device, also for angular branches

Sturdy quick clamping device made of nickel-plated steel, consisting of 2 vices with 2 clamping inserts each for pipes of Ø 40, 50, 56, 63, 75, 90, 110, 125, 135, 140, 160 mm. Also suitable for angular branches.

Pipe supports

Multiple adjustment, easy positioning of pipe supports for pipes of Ø 160 mm for supporting and easy axial alignment of pipes and fittings. 2 pipe support inserts each for pipes Ø 40, 50, 56, 63, 75, 90, 110, 125, 135, 140 mm.

Supply format

REMS SSM 160KS. Butt welding machine for plastic pipes and fittings in PB, PE, PP, PVDF, PE Ø 40–90 mm SDR ≥ 6, PE Ø 40–110 mm SDR ≥ 9, PE Ø 40–125 mm SDR ≥ 11, PE Ø 40–140 mm SDR ≥ 17, PE Ø 40–160 mm SDR ≥ 21. Butt welding unit with PTFE-coated heating element 230 V 50–60 Hz, 1200 W. Adjustable temperature 180–290°C, preset for PE pipes. Electronic temperature control. Protective cover for heating element. Electric planing device 230 V, 50–60 Hz, 500 W. Pressing device. Quick clamping device, also for angular branches, consisting of 2 vices with 2 clamping inserts each Ø 40, 50, 56, 63, 75, 90, 110, 125, 135, 140, 160 mm. 2 pipe rests Ø 160 mm with pipe rest inserts Ø 40, 50, 56, 63, 75, 90, 110, 125, 135, 140 mm. Sheet steel base with built-in drawer. Work key. Closed sheet metal cabinet = carrying case.

| | |
|--|----------|
| | Art.-No. |
| | 252046 |

Accessories

| | |
|------------------------------|----------|
| Description | Art.-No. |
| Planing blade (piece) | 252103 |



Powerful, proven, easy-to-transport compact machine. Ideal for sanitary installation, drain pipe installation, chimney reconstruction with PVDF pipes. For job site and workshop.

Plastic pipes and fittings

in PB, PE, PP, PVDF

Ø 75–250 mm

| | |
|----------------|------------|
| PE Ø 75–140 mm | SDR ≥ 6 |
| PE Ø 75–160 mm | SDR ≥ 9 |
| PE Ø 75–180 mm | SDR ≥ 11 |
| PE Ø 75–200 mm | SDR ≥ 13.6 |
| PE Ø 75–225 mm | SDR ≥ 17.6 |
| PE Ø 75–250 mm | SDR ≥ 22 |

REMS SSM 250KS – compact and robust.

Design

Compact, robust, job site-proven. Easy to carry.

Machine on sheet metal base weighs 109 kg.

- Base frame in aluminium cast
- Free suspension of butt welding unit for exact alignment of the faces to be welded
- Electric facing cutter unit for plane-parallel machining of pipe ends
- Smooth sliding, roller-bearing mounting of butt welding unit and electric facing cutter unit
- Quick clamping device, also suitable for angular branches.
- Pressing device, clear scale for easy reading of jointing pressure, clamping handle for pressure holding
- Machine on sheet steel base with built-in drawer for clamping and pipe rest inserts.
- Suitable for use on a work bench or on the standard supplied sheet metal cabinet (= carrying case).

Heating element according to DVS

Plate-shaped, plane-parallel heating element according to DVS. Electric heater embedded in corrosion-resistant cast aluminium for indirect heat transfer. High-quality, long-lasting PTFE coating prevents adherence of plastic remnants as well as oxidizing, and enables easy cleaning. Ideal temperature distribution and constant temperature at the complete working area.

Electronic temperature control

Adjustable temperature 180–290°C, preset for PE pipes. The electronic temperature control automatically controls the preset temperature within the permitted range according to DVS. Temperature control lamp and power control lamp.

Facing cutter unit

Electric facing cutter unit with special, high torque universal motor, 500 W, for plane-parallel machining of one or both pipe ends according to DVS. Fast positioning of facing cutter with proven safety switch. Closed facing cutter housing. Specially hardened and specially ground planing blades guarantee easy, vibration-free planing.

Quick clamping device for angular branches

Sturdy quick clamping device made of nickel-plated steel which grips the pipe all round, consisting of 2 clamps Ø 250 mm with jaws Ø 250 mm, with 2 clamping jaws and 2 clamping inserts each for pipes of Ø 75, 90, 110, 125, 160, 200 mm. Also suitable for angular branches. Clamping jaws and clamping inserts available for pipes of Ø 140, 180, 225 mm.

Pipe supports

Multiple adjustment, easy positioning of pipe supports for supporting and easy axial alignment of pipes and fittings. 2 pipe support inserts each for pipes Ø 75, 90, 110, 125, 140, 160, 180, 200, 225, 250 mm. Pipe rest inserts available for pipes of Ø 140, 180, 225 mm.

Supply format

REMS SSM 250K. Butt welding machine for plastic pipes and fittings in PB, PE, PP, PVDF. PE Ø 75–140 mm SDR ≥ 6, PE Ø 75–160 mm SDR ≥ 9, PE Ø 75–180 mm SDR ≥ 11, PE Ø 75–200 mm SDR ≥ 13.6, PE Ø 75–225 mm SDR ≥ 17.6, PE Ø 75–250 mm SDR ≥ 22. Butt welding unit with PTFE-coated heating element 230 V, 50–60 Hz, 1300 W. Adjustable temperature 180–290°C, preset for PE pipes. Electronic temperature control. Electric facing cutter unit 230 V, 50–60 Hz, 500 W. Quick clamping device, also for angular branches, consisting of 2 clamps Ø 250 mm with jaws Ø 250 mm, with 2 clamping jaws and 2 clamping inserts each for pipes of Ø 75, 90, 110, 125, 160, 200 mm. 2 pipe rests with pipe rest inserts Ø 75, 90, 110, 125, 160, 200, 250 mm. Sheet steel base with built-in drawer. Work key. Closed sheet metal cabinet = carrying case.

| | | |
|--|----------|--|
| | Art.-No. | |
| | 254025 | |

Accessories

| | | |
|-----------------------|----------|--|
| Description | Art.-No. | |
| Planing blade (piece) | 254103 | |



REMS SSM 315RF

Butt welding machine

Compact, easy-to-transport high-performance machine for sanitary installation, drain pipe installation, chimney reconstruction with PVDF pipes. For job site and workshop.

Plastic pipes and fittings

| | |
|---------------------|---------------|
| in PB, PE, PP, PVDF | Ø 90 – 315 mm |
| PE Ø 90 – 180 mm | SDR ≥ 6 |
| PE Ø 90 – 200 mm | SDR ≥ 7.4 |
| PE Ø 90 – 225 mm | SDR ≥ 9 |
| PE Ø 90 – 250 mm | SDR ≥ 13.6 |
| PE Ø 90 – 280 mm | SDR ≥ 17 |
| PE Ø 90 – 315 mm | SDR ≥ 21 |

REMS SSM 315RF – convenient for job site and workshop.

Design

Compact, robust, job site-proven. Weight including tubular stand on wheels 154 kg.

- Base frame in aluminium cast
- Free suspension of butt welding unit for exact alignment of the faces to be welded
- Electric facing cutter unit for plane-parallel machining of pipe ends
- Smooth sliding, roller-bearing mounting of butt welding unit and electric facing cutter unit
- Quick clamping device
- Pressing device, clear scale for easy reading of jointing pressure, clamping handle for pressure holding
- Standard supply with tubular wheel stand for secure standing and easy transport.

Heating element according to DVS

Plate-shaped, plane-parallel heating element according to DVS. Electric heater embedded in corrosion-resistant cast aluminium for indirect heat transfer. High-quality, long-lasting PTFE coating prevents adherence of plastic remnants as well as oxidizing, and enables easy cleaning. Ideal temperature distribution and constant temperature at the complete working area.

Electronic temperature control

Adjustable temperature 180 – 290 °C, preset for PE pipes. The electronic temperature control automatically controls the preset temperature within the permitted range according to DVS. Temperature control lamp and power control lamp.

Facing cutter unit

Electric facing cutter unit with special, high torque universal motor, 500 W, for plane-parallel machining of one or both pipe ends according to DVS. Fast positioning of facing cutter with proven safety switch. Closed facing cutter housing. Specially hardened and specially ground planing blades guarantee easy, vibration-free planing.

Quick clamping device

Sturdy quick clamping devices made of nickel-plated steel which grip the pipe all round, for pipes of Ø 315 mm. 4 clamping inserts each for pipes of Ø 90, 110, 125, 160, 200, 250 mm. Clamping inserts available for pipes of Ø 140, 180, 225, 280 mm.

Pipe supports

Multiple adjustment, easy positioning of pipe supports for pipes Ø 315 mm for supporting and easy axial alignment of pipes and fittings. 2 pipe rest inserts each for pipes of Ø 90, 110, 125, 160, 200, 250 mm. Pipe rest inserts available for pipes of Ø 140, 180, 225, 280 mm.

Supply format

REMS SSM 315RF. Butt welding machine for plastic pipes and fittings in PB, PE, PP, PVDF. PE Ø 90 – 180 mm SDR ≥ 6, PE Ø 90 – 200 mm SDR ≥ 7.4, PE Ø 90 – 225 mm SDR ≥ 9, PE Ø 90 – 250 mm SDR ≥ 13.6, PE Ø 90 – 280 mm SDR ≥ 17, PE Ø 90 – 315 mm SDR ≥ 21. Butt welding unit with PTFE-coated heating element 230 V, 50 – 60 Hz, 3000 W. Adjustable temperature 180 – 290 °C, preset for PE pipes. Electronic temperature control. Electric facing cutter unit 230 V, 50 – 60 Hz, 500 W. Pressing device. 2 quick clamping devices Ø 315 mm with 2 clamping inserts each for pipes of Ø 90, 110, 125, 160, 200, 250 mm. 2 pipe supports Ø 315 mm with pipe support inserts Ø 90, 110, 125, 160, 200, 250 mm. Ring spanner. Boxes for clamping and pipe rest inserts. Tubular stand on wheels.

| | |
|--|----------|
| | Art.-No. |
| | 255020 |

Accessories

| | |
|------------------------------|----------|
| Description | Art.-No. |
| Planing blade (piece) | 255103 |



Powerful electric tools for efficient butt welding.
Can be used anywhere, free-hand or on the work bench.

Plastic pipes and fittings
in PB, PE, PP, PVDF ≤ Ø 280 mm

REMS SSG – heating element according to DVS.

Electronic temperature control.

High-quality PTFE coating.

Design

Handy, light, safe. Free-hand or work bench assembly. Supplied as standard with supporting stand. Bench support available as accessory for mounting the unit in a horizontal or vertical position.

Heating element according to DVS

Plate-shaped, plane parallel heating element according to DVS. Electric heater embedded in corrosion-resistant cast aluminium for indirect heat transfer. High-quality, long-lasting PTFE coating prevents adherence of plastic remnants as well as oxidizing, and enables easy cleaning. Ideal temperature distribution and constant temperature at the complete working area.

Electronic temperature control

Adjustable temperature 180–290°C, preset for PE pipes. The electronic temperature control automatically controls the preset temperature within the permitted range according to DVS. Temperature control lamp and power control lamp.



Info




Supply format

REMS MSG. Butt welding unit for plastic pipes and fittings in PB, PE, PP, PVDF. PTFE-coated heating element 230 V, 50–60 Hz. Adjustable temperature 180–290°C, preset for PE pipes. Electronic temperature control. Support stand. In a carton.

| Description | Heating element Ø mm | Pipes ≤ Ø mm | Power W | Art.-No. |
|-------------------|----------------------|--------------|---------|----------|
| 110/45° EE | 125 | 110 | 500 | 250020 |
| 125 EE | 145 | 125 | 700 | 250120 |
| 180 EE | 200 | 180 | 1200 | 250220 |
| 280 EE | 300 | 280 | 1300 | 250320 |

Accessories

| Description | Art.-No. |
|--|----------|
| Bench support for mounting the unit in a horizontal or vertical position REMS SSG 110/45°, 125, 180 | 250041 |
| REMS SSG 280 | 250341 |
| Steel case REMS SSG 110/45° | 250042 |
| REMS SSG 125 | 250142 |
| REMS SSG 180 | 250242 |
| REMS SSG 280 | 250342 |
| Protection cover for heating element REMS SSG 110, 110/45°, 125 | 250143 |
| REMS SSG 180 | 250243 |
| REMS SSG 280 | 250343 |









Diamond core drilling

Diamond chasing and cutting machine

Wet and dry suction

| | | |
|---|---|------------|
|  | Electric diamond core drilling machines | 284 |
|  | Drill stands | 292 |
|  | Universal diamond core drilling crowns | 294 |
|  | Universal diamond core drilling crowns LS | 295 |
|  | Electric diamond core drilling machine with micro-pulse technology | 296 |
|  | Dry diamond core drilling crowns LS | 299 |
|  | Tile drilling | 300 |
|  | Diamond chasing and cutting machines | 302 |
|  | Diamond cutting discs | 303 |
|  | Dry and wet extractor | 304 |

Compact, handy power tool for core drilling, e.g. in concrete, steel-reinforced concrete, all kinds of masonry, natural stone, asphalt, all kinds of screed. Dry or wet drilling, hand held or with drill stand. For trade and industry.

| | |
|-------------------------------------|------------------|
| Concrete, steel-reinforced concrete | ≤ Ø 102 (132) mm |
| Masonry and other materials | ≤ Ø 162 mm |

REMS Universal diamond core drilling crowns, also suitable for drive machines of other makes, see page 294–295.

REMS Picus S1 – Core drilling instead of chiselling.
Easy, fast, vibration-free, e.g. 200 mm in steel-reinforced concrete Ø 62 mm in only 3 min.

1 system – 4 applications.
Ideal for plumbers.

Universal use

Universal drive machine for dry or wet drilling, hand held or with drill stand. Can be used anywhere, in narrow angles, flush with the wall. For many materials. For pipeline and cable ducting, ventilation channels, test core drilling.

System advantage

Only **one** type of universal diamond core drilling crowns for all REMS Picus drive machines and other suitable makes of drive machines. Therefore simple, low cost storage. No confusion possible.

Design

Compact, handy drive machine for vibration-free core drilling, with drilling crown connecting thread UNC 1¼ male, BSPP ½ female. Robust, suitable for the building site. Extra light, only 5.2 kg. Simple, fast work, e.g. 200 mm in steel-reinforced concrete Ø 62 mm in only 3 min. Practical spade handle and stabiliser for hand held drilling. Throat Ø 60 mm for holding the drive machine in the drill stand. Water supply for wet drilling, with adjustable shut-off valve and quick-coupling with water stop and hose connection ½". Suction rotor for sucking off dust for dry drilling with connection for conventional vacuum cleaner, as accessory.

Drive

Robust, powerful 1850 W universal motor. Load speed drilling spindle 580 rpm. Stable, maintenance-free gear. Blocking protection by safety slip clutch. Tip switch with lock. Connecting cable with integrated personal protection switch (PRCD).

Multifunction electronics

Multifunction electronics with start-up current limiting for soft starting for delicate drilling start, automatic idle speed limiting for noise reduction and preservation of the motor, overload and blocking protection for motor and gear.

Universal diamond core drilling crowns

Universally usable for dry and wet drilling, hand held or with drill stand. Optionally REMS Universal diamond core drilling crowns, inductively soldered, resolderable or REMS Universal diamond core drilling crowns LS, laser welded, high temperature-resistant (page 294–295). Connecting thread UNC 1¼ female. Drilling depth 420 mm. Specially developed, high quality diamond segments with high diamond percentage and special bonding, for excellent drilling performance and very long life. Ideal for universal applications in steel-reinforced concrete and masonry. Adapter for using the REMS Universal diamond core drilling crowns in drive machines of other makes, as accessory. Light loosening ring, for light loosening of the diamond core crown, as accessory.

Dust extraction in accordance with EN 60335-2-69

When working with mineral building materials, e.g. concrete, steel-reinforced concrete, masonry and screed, a high degree of mineral dust containing quartz is produced which is harmful to the health. Inhalation of quartz fine dust is harmful to the health. EN 60335-2-69 prescribes the use of at least one safety extractor of dust class M for the extraction of health hazardous dusts with an exposure limit/work place limit of > 0.1 mg/m³. Observe the national regulations.

Suction rotor for dust extraction in dry drilling with connection for REMS Pull and other suitable extractors, as accessory (page 293). REMS Pull M, wet and dry dust extractor, certified for extracting health hazardous dusts of dust class M (page 304).

Drilling start aid

Drilling start aid G ½ UDKB, with bores for extracting the drilling dust from the bore hole by a suction rotor for dust extraction, with carbide masonry drill Ø 8 mm.

Water extractor unit

Water extractor unit for wet drilling up to Ø 170 mm, consisting of a water collector ring with connection for REMS Pull or other suitable wet extractors, compression ring, rubber washer Ø 200 mm, adaptable to diameter of the drill crown and universal pressure pad for all REMS drill stands, as accessory.

Drill stand

REMS Simplex 2 or REMS Titan drill stands can be used optionally (page 292).



Info



REMS Simplex 2



REMS Titan



REMS Picus S1 Basic-Pack

Supply format

REMS Picus S1 Basic-Pack. Electric diamond core drilling machine for core drilling in concrete, steel-reinforced concrete $\leq \varnothing 102$ (132) mm, masonry and other materials $\leq \varnothing 162$ mm. For dry and wet drilling, hand held or with drill stand. Drive machine with drilling crown connecting thread UNC 1 1/4 male, BSPP 1/2 female, maintenance-free gear with safety slip clutch, universal motor 230 V, 50–60 Hz, 1850 W. Multifunction electronics with soft starting, idle speed limiting, overload protection, blocking protection. Touch switch with lock. Personal protection switch (PRCD). Load speed drilling spindle 580 rpm. Water supply device with adjustable shut-off valve and quick coupling with water stop and 1/2" hose connection. Stabiliser. Drilling start aid G 1/2 UDKB with drill $\varnothing 8$ mm, Allen key size 3. Single open-ended wrench size 32. In sturdy steel case.

| | | |
|--|----------|--|
| | Art.-No. | |
| | 180010 | |

Other voltages on request.

Supply format

REMS Picus S1 Set Simplex 2. REMS Picus S1 Basic-Pack with REMS Simplex 2 drilling stand including tools and fastening kit for masonry and concrete.

| | | |
|--|----------|--|
| | Art.-No. | |
| | 180032 | |


Other voltages on request.



REMS Picus S1 Set Simplex 2

Accessories

| Description | Art.-No. | |
|---|----------|--|
| REMS Picus S1 drive unit | 180000 | |
| Steel case with inlay | 180600 | |
| REMS Universal diamond core drilling crowns , inductively soldered, resolderable, see page 294. | | |
| REMS universal diamond core drilling crowns LS , laser welded, high temperature-resistant, see page 295. | | |
| REMS Pull L / M , dry and wet extractors, see page 304 | | |
| Additional accessories see page 292–293. | | |



Powerful, handy power tool for core drilling, e.g. in concrete, steel-reinforced concrete, all kinds of masonry, natural stone, asphalt, all kinds of screed. Dry or wet drilling, hand held or with drill stand. For trade and industry.

| | |
|-------------------------------------|------------------|
| Concrete, steel-reinforced concrete | ≤ Ø 152 (200) mm |
| Masonry and other materials | ≤ Ø 250 mm |

REMS Universal diamond core drilling crowns, also suitable for drive machines of other makes, see page 294–295.

REMS Picus S3 – Core drilling instead of chiselling. Easy, fast, vibration-free, e.g. 200 mm in steel-reinforced concrete Ø 62 mm in only 3 min.

1 system – 4 applications. Ideal for plumbers.

Universal use

Universal drive machine for dry or wet drilling, hand held or with drill stand. Can be used anywhere, in narrow angles, flush with the wall. Extremely versatile and efficient, e.g. drilling in steel-reinforced concrete, masonry and other materials. For pipeline and cable ducting, ventilation channels, test core drilling.

System advantage

Only **one** type of universal diamond core drilling crowns for all REMS Picus drive machines and other suitable makes of drive machines. Therefore simple, low cost storage. No confusion possible.

Design

Compact, handy drive machine for vibration-free core drilling, with drilling crown connecting thread UNC 1 ¼ male, BSPP ½ female. Robust, suitable for the building site. Only 7.4 kg. Simple, fast work, e.g. 200 mm in steel-reinforced concrete Ø 62 mm in only 3 min. Practical spade handle and stabiliser for hand held drilling. Throat Ø 60 mm for holding the drive machine in the drill stand. Water supply for wet drilling, with adjustable shut-off valve and quick-coupling with water stop and hose connection ½". Suction rotor for sucking off dust for dry drilling with connection for conventional vacuum cleaner, as accessory.

Drive

Robust, powerful 2200 W universal motor. Stable, maintenance-free 3-speed gear for optimum selection of load speed according to the drilling diameter. Load speed drilling spindle 530 rpm, 1280 rpm, 1780 rpm. Blocking protection by safety slip clutch. Tip switch with lock. Connecting cable with integrated personal protection switch (PRCD).

Multifunction electronics

Multifunction electronics with start-up current limiting for soft starting for delicate drilling start, automatic idle speed limiting for noise reduction and preservation of the motor, overload and blocking protection for motor and gear.

Universal diamond core drilling crowns

Universally usable for dry and wet drilling, hand held or with drill stand. Optionally REMS Universal diamond core drilling crowns, inductively soldered, resolderable or REMS Universal diamond core drilling crowns LS, laser welded, high temperature-resistant (page 294–295). Connecting thread UNC 1 ¼ female. Drilling depth 420 mm. Specially developed, high quality diamond segments with high diamond percentage and special bonding, for excellent drilling performance and very long life. Ideal for universal applications in steel-reinforced concrete and masonry. Adapter for using the REMS Universal diamond core drilling crowns in drive machines of other makes, as accessory. Light loosening ring, for light loosening of the diamond core crown, as accessory.

Dust extraction in accordance with EN 60335-2-69

When working with mineral building materials, e.g. concrete, steel-reinforced concrete, masonry and screed, a high degree of mineral dust containing quartz is produced which is harmful to the health. Inhalation of quartz fine dust is harmful to the health. EN 60335-2-69 prescribes the use of at least one safety extractor of dust class M for the extraction of health hazardous dusts with an exposure limit/work place limit of > 0.1 mg/m³. Observe the national regulations.

Suction rotor for dust extraction in dry drilling with connection for REMS Pull and other suitable extractors, as accessory (page 293). REMS Pull M, wet and dry dust extractor, certified for extracting health hazardous dusts of dust class M (page 304).

Drilling start aid


Drilling start aid G ½ UDKB, with bores for extracting the drilling dust from the bore hole by a suction rotor for dust extraction, with carbide masonry drill Ø 8 mm, as accessory.

Water extractor unit

Water extractor unit for wet drilling up to Ø 170 mm, consisting of a water collector ring with connection for REMS Pull or other suitable wet extractors, compression ring, rubber washer Ø 200 mm, adaptable to diameter of the drill crown and universal pressure pad for all REMS drill stands, as accessory.

Drill stand

REMS Simplex 2 or REMS Titan drill stands can be used optionally (page 292).



Info



REMS Simplex 2



REMS Titan



REMS Picus S3 Basic-Pack



REMS Picus S3 Set Titan

Supply format

REMS Picus S3 Basic-Pack. Electric diamond core drilling machine for core drilling in concrete, steel-reinforced concrete $\leq \varnothing 152$ (200) mm, masonry and other materials $\leq \varnothing 250$ mm. For dry and wet drilling, hand held or with drill stand. Drive machine with drilling crown connecting thread UNC 1 1/4 male, BSPP 1/2 female, maintenance-free 3-speed gear with safety slip clutch, universal motor 230 V, 50–60 Hz, 2200 W. Multifunction electronics with soft starting, idle speed limiting, overload protection, blocking protection. Touch switch with lock, personal protection switch (PRCD). Load speed drilling spindle 530 rpm, 1280 rpm, 1780 rpm. Water supply with adjustable shut-off valve and quick-coupling with water stop and hose connection 1/2". Stabiliser. Starting aid BSPP 1/2, Allen key size 3. Single open-ended wrench size 32. In sturdy steel case.

| | | |
|--|----------|--|
| | Art.-No. | |
| | 180011 | |

Other voltages on request.

Supply format

REMS Picus S3 Set Titan. REMS Picus S3 Basic-Pack with REMS Titan drilling stand including fastening kit for masonry and concrete.

| | | |
|--|----------|--|
| | Art.-No. | |
| | 180029 | |

Other voltages on request.

Supply format

REMS Picus S3 Set 62-82-132 Titan. REMS Picus S3 Basic-Pack with REMS Universal diamond core drilling crowns UDKB $\varnothing 62-82-132$ mm and REMS Titan drilling stand including fastening kit for masonry and concrete.

| | | |
|--|----------|--|
| | Art.-No. | |
| | 180028 | |

Other voltages on request.



REMS Picus S3 Set 62-82-132 Titan

Accessories

| | | |
|---|----------|--|
| Description | Art.-No. | |
| REMS Picus S3 drive unit | 180001 | |
| Steel case with inlay | 180600 | |
| REMS Universal diamond core drilling crowns, inductively soldered, resolderable, see page 294. | | |
| REMS universal diamond core drilling crowns LS, laser welded, high temperature-resistant, see page 295. | | |
| REMS Pull L / M, dry and wet extractors, see page 304 | | |
| Additional accessories see page 292–293. | | |



Compact, handy power tool for core drilling, e.g. in concrete, steel-reinforced concrete, all kinds of masonry, natural stone, asphalt, all kinds of screed. With speed regulation. Dry or wet drilling, hand held or with drill stand. For trade and industry.

| | |
|-------------------------------------|------------------|
| Concrete, steel-reinforced concrete | ≤ Ø 162 (200) mm |
| Masonry and other materials | ≤ Ø 250 mm |

REMS Universal diamond core drilling crowns, also suitable for drive machines of other makes, see page 294–295.

REMS Picus SR – Core drilling instead of chiselling. Easy, fast, vibration-free, e.g. 200 mm in steel-reinforced concrete Ø 62 mm in only 3 min. With speed regulation.

1 system – 4 applications.

Ideal for plumbers.

Universal use

Universal drive machine for dry or wet drilling, hand held or with drill stand. Can be used anywhere, in narrow angles, flush with the wall. Extremely versatile and efficient, e.g. drilling in steel-reinforced concrete, masonry and other materials. For pipeline and cable ducting, ventilation channels, test core drilling.

System advantage

Only **one** type of universal diamond core drilling crowns for all REMS Picus drive machines and other suitable makes of drive machines. Therefore simple, low cost storage. No confusion possible.

Design

Compact, handy drive machine for vibration-free core drilling, with drilling crown connecting thread UNC 1¼ male, BSPP ½ female. Robust, suitable for the building site. Extra light, only 6.4 kg. Simple, fast work, e.g. 200 mm in steel-reinforced concrete Ø 62 mm in only 3 min. Practical spade handle and stabiliser for hand held drilling. Throat Ø 60 mm for holding the drive machine in the drill stand. Spacer set for additional stabilisation of the REMS Picus SR drive unit on the REMS Titan drill stand. Water supply for wet drilling, with adjustable shut-off valve and quick-coupling with water stop and hose connection ½".

Drive

Robust, powerful 2200 W universal motor. Overheating protection by temperature monitoring of the motor's field winding with a PTC resistor (Positive Temperature Coefficient). Stable, maintenance-free, 2-step gear. Blocking protection by safety slip clutch. Tip switch with lock. Connecting cable with integrated personal protection switch (PRCD).

Speed-Regulation

Stepless electronic speed regulation of the drive machine for selecting the speed according to the material. The speed is steplessly adjustable on the dial: 250 rpm to 500 rpm (1st gear) or 600 rpm to 1200 rpm (2nd gear). The electronic speed control that is being used keeps the selected speed constant, also under load. The speed of the drilling crown is kept at the nominal value until it meets with resistance and drops below a critical value. The drive motor stops. When the load on the drive unit is relieved again, the drill runs back up to nominal speed so that work can continue immediately at nominal speed (Patent EP 2 085 191). Advantage: The optimum drilling speed (load speed) selected for the respective material and the drilling crown diameter remains constant for the entire duration of the drilling. For the best drilling performance and maximum life of the drilling crowns.

Multifunction electronics

Multifunction electronics with start-up current limiting for soft starting for delicate drilling start, automatic idle speed limiting for noise reduction and preservation of the motor, overload and blocking protection for motor and gear.

Universal diamond core drilling crowns

Universally usable for dry and wet drilling, hand held or with drill stand. Optionally REMS Universal diamond core drilling crowns, inductively soldered, resolderable or REMS Universal diamond core drilling crowns LS, laser welded, high temperature-resistant (page 294–295). Connecting thread UNC 1¼ female. Drilling depth 420 mm. Specially developed, high quality diamond segments with high diamond percentage and special bonding, for excellent drilling performance and very long life. Ideal for universal applications in steel-reinforced concrete and masonry. Adapter for using the REMS Universal diamond core drilling crowns in drive machines of other makes, as accessory. Light loosening ring, for light loosening of the diamond core crown, as accessory.

Dust extraction in accordance with EN 60335-2-69

When working with mineral building materials, e.g. concrete, steel-reinforced concrete, masonry and screed, a high degree of mineral dust containing quartz is produced which is harmful to the health. Inhalation of quartz fine dust is harmful to the health. EN 60335-2-69 prescribes the use of at least one safety extractor of dust class M for the extraction of health hazardous dusts with an exposure limit/work place limit of > 0.1 mg/m³. Observe the national regulations.

Suction rotor for dust extraction in dry drilling with connection for REMS Pull and other suitable extractors, as accessory (page 293). REMS Pull M, wet and dry dust extractor, certified for extracting health hazardous dusts of dust class M (page 304).

Patent EP 2 085 191



German Quality Product



Info

With speed regulation for the best drilling performance and maximum life of the drilling crowns.



REMS Simplex 2



REMS Titan

Drilling start aid

Drilling start aid G ½ UDKB, with bores for extracting the drilling dust from the bore hole by a suction rotor for dust extraction, with carbide masonry drill Ø 8 mm, as accessory.

Drill stand

REMS Simplex 2 or REMS Titan drill stands can be used optionally (page 292).

Water extractor unit

Water extractor unit for wet drilling up to Ø 170 mm, consisting of a water collector ring with connection for REMS Pull or other suitable wet extractors, compression ring, rubber washer Ø 200 mm, adaptable to diameter of the drill crown and universal pressure pad for all REMS drill stands, as accessory.



REMS Picus SR Basic-Pack



REMS Picus SR Set Titan



REMS Picus SR Set 62-82-132 Titan

Supply format

REMS Picus SR Basic-Pack. For core drilling in concrete, steel-reinforced concrete ≤ Ø 162 (200) mm, masonry and other materials ≤ Ø 250 mm. For dry or wet drilling, hand held or with drill stand. Drive machine with drilling crown connection thread UNC 1¼ male, G ½ female, maintenance-free 2-step gear with safety slip clutch, universal motor 230 V, 50–60 Hz, 2200 W. Stepless electronic speed regulation 250 rpm to 500 rpm (1st gear) or 600 rpm to 1200 rpm (2nd gear), overheating protection. Multifunction electronics with soft starting, idle speed limiting, overload protection, blocking protection. Touch switch with lock. Personal protection switch (PRCD). Water supply device with adjustable shut-off valve and quick coupling with water stop and ½" hose connection. Stabiliser. Spacer set. Single open ended wrench size 32. In sturdy steel case.

| | |
|----------|--|
| Art.-No. | |
| 183010 | |

Other voltages on request.

Supply format

REMS Picus SR Set Titan. REMS Picus SR Basic-Pack with REMS Titan drilling stand including fastening kit for masonry and concrete.

| | |
|----------|--|
| Art.-No. | |
| 183022 | |

Other voltages on request.

Supply format

REMS Picus SR Set 62-82-132 Titan. REMS Picus SR Basic-Pack with REMS Titan drilling stand including fastening kit for masonry and concrete and REMS Universal diamond core drilling crowns UDKB Ø 62-82-132 mm.

| | |
|----------|--|
| Art.-No. | |
| 183023 | |

Other voltages on request.

Accessories

| Description | Art.-No. |
|--|----------|
| REMS Picus SR drive unit | 183000 |
| Spacer set for additional stabilisation of the REMS Picus SR drive unit on the REMS Titan drill stand, consisting of spacer and 2 cylinder head screws M 8 × 65 | 183632 |
| Steel case with inlay | 180600 |
| REMS Universal diamond core drilling crowns , inductively soldered, resolderable, see page 294. | |
| REMS universal diamond core drilling crowns LS , laser welded, high temperature-resistant, see page 295. | |
| REMS Pull L / M , dry and wet extractors, see page 304 | |
| Additional accessories see page 292–293. | |



Powerful, robust core drilling machine for core drilling, e.g. in concrete, steel-reinforced concrete, all kinds of masonry, natural stone, asphalt, all kinds of screed. Dry or wet drilling with drill stand. For installation, metalwork, industry.

Concrete, steel-reinforced concrete, masonry and other materials Ø 40–300 mm

REMS Universal diamond core drilling crowns, also suitable for drive machines of other makes, see page 294–295.

REMS Picus S2/3,5 – Core drilling instead of chiselling. Easy, fast, vibration-free, e.g. 200 mm in steel-reinforced concrete Ø 62 mm in only 2 min.

Universal use

Universal drive machine for dry or wet drilling, hand held or with drill stand. Can be used anywhere, in narrow angles, flush with the wall. Extremely versatile and efficient, e.g. drilling in steel-reinforced concrete, masonry and other materials. For pipeline and cable ducting, ventilation channels, test core drilling.

System advantage

Only one type of universal diamond core drilling crowns for all REMS Picus drive machines and other suitable makes of drive machines. Therefore simple, low cost storage. No confusion possible.

Design

Compact, handy drive machine for vibration-free core drilling, with drilling crown connecting thread UNC 1¼ male. Light loosening ring, for light loosening of the diamond core crowns. Compact, robust, suitable for the building site. Weight just 14.4 kg. Simple, fast work, e.g. 200 mm in steel-reinforced concrete Ø 62 mm in only 2 min. Clamping plate for fast clamping to the drill stand. Water supply for wet drilling, with adjustable shut-off valve and quick coupling with water stop and hose connection ½".

Drive

Robust, powerful 3420 W universal motor. Stable, maintenance-free 2-speed gear for optimum selection of load speed according to the drilling diameter. Load speed drilling spindle 320 rpm, 760 rpm. Blocking protection by safety slip clutch. Rocker switch. Connecting cable with integrated personal protection switch (PRCD).

Multifunction electronics

Multifunction electronics with start-up current limiting for soft starting for delicate drilling start, automatic idle speed limiting for noise reduction and preservation of the motor, overload and blocking protection for motor and gear.

Universal diamond core drilling crowns

Universally usable for dry and wet drilling, hand held or with drill stand. Optionally REMS Universal diamond core drilling crowns, inductively soldered, resolderable or REMS Universal diamond core drilling crowns LS, laser welded, high temperature-resistant (page 294–295). Connecting thread UNC 1¼ female. Drilling depth 420 mm. Specially developed, high quality diamond segments with high diamond percentage and special bonding, for excellent drilling performance and very long life. Ideal for universal applications in steel-reinforced concrete and masonry. Adapter for using the REMS Universal diamond core drilling crowns in drive machines of other makes, as accessory. Light loosening ring, for light loosening of the diamond core crown, as accessory.

Water extractor unit

Water extractor unit for wet drilling up to Ø 170 mm, consisting of a water collector ring with connection for REMS Pull or other suitable wet extractors, compression ring, rubber washer Ø 200 mm, adaptable to diameter of the drill crown and universal pressure pad for all REMS drill stands, as accessory.

Drill stand REMS Titan

Robust, highly stable drilling stand for core drilling in steel-reinforced concrete and other materials up to Ø 300 mm. For high demands. Drill column made of rigid, unbendable square precision steel tube \varnothing 50 mm, with extra narrow tolerance, for low-vibration guiding of the slide. Continuously tiltable with degree scale up to 45°, with double support by adjustable, single-part steel girders, for maximum thrust pressure. Highly stable, 3-sided guidance of the drill column in the base plate and triple cross fastening for high rigidity in vertical drilling. 4 Eyebolts for levelling unevenness of the floor, for exact standing position. Drill depth scale. Slide guided on all sides by adjustable, pretensioned plastic slide bearings. Precision in-feed drive ensures easy, low-vibration drilling and precise, low-vibration drill thrust. For high thrust pressure and long life of the drilling crowns. Spirit level integrated in the slide for exact alignment of the drill stand. Locking of the slide for simple assembly of the drilling crown and safe transport. Rigid connection plate made of wear-resistant spheroidal iron. Quick-clamping device for accommodating drive units with a suitable connection plate. Highly stable clamping bracket, unbendable and rigid, for accommodating drive units with Ø 60 mm clamping throat. Rack and pinion force transmission with ergonomically designed pressing lever which can be inserted in both sides of the slide. Wide steel rack. Base plate with groove for sealing ring of the vacuum fastening. Vacuum fastening as accessory. Drill column with adjustable clamping head for clamping the drill stand between the ceiling and floor or between two walls. Mobile drill stand for easy transport. Weight 19.5 kg.

With tools, consisting of Allen key size 6, single open ended wrench size SW 19 and SW 30 and fastening kit for masonry and concrete, consisting of 2 M12 splaying anchors, 10 M12 hammer anchors for concrete, setting iron for M12 hammer anchors, cord threaded bar M12 x 52, quick clamping nut, washer, carbide masonry drill Ø 15 mm SDS-plus, in box.



Info



REMS Titan



REMS Picus S2/3,5 Basic-Pack

Supply format

REMS Picus S2/3,5 Basic-Pack. Electric diamond core drilling machine for core drilling in concrete, steel-reinforced concrete, all kinds of masonry, natural stone, asphalt, all kinds of screed, Ø 40 – 300 mm. For dry and wet drilling with drill stand. Drive machine with drilling crown connecting thread UNC 11/4 male, maintenance-free 2-speed gear with safety slip clutch, universal motor 230 V, 50 – 60 Hz, 3420 W. Multifunction electronics with soft starting, idle speed limiting, overload protection, blocking protection. Touch switch with lock. Personal protection switch (PRCD). Load speed drilling spindle 320 rpm, 760 rpm. Water supply device with adjustable shut-off valve and quick coupling with water stop and hose connection 1/2". Light loosening ring. Single open-ended wrench size 32. In a carton.

| | | |
|--|----------|--|
| | Art.-No. | |
| | 180012 | |

Other voltages on request.

Supply format

REMS Picus S2/3,5 Set Titan. REMS Picus SR/3.5 Basic-Pack with REMS Titan drilling stand including fastening kit for masonry and concrete.

| | | |
|--|----------|--|
| | Art.-No. | |
| | 180030 | |

Other voltages on request.



REMS Picus S2/3,5 Set Titan

Accessories

Description

REMS Universal diamond core drilling crowns, inductively soldered, resolderable, see page 294.

REMS universal diamond core drilling crowns LS, laser welded, high temperature-resistant, see page 295.

REMS Pull L / M, dry and wet extractors, see page 304

Additional accessories see page 292 – 293.



Supply format

REMS Simplex 2. Robust, handy drilling stand for core drilling up to Ø 202 mm. Drill column made of rigid, unbendable square precision steel tube \varnothing 50 mm, with extra narrow tolerance, for low-vibration guiding of the slide. Drilling column guided in sturdy stand and double bolted for high rigidity during drilling. Steel section stand. 4 Set screws for levelling unevenness of the floor, for exact standing position. Clamping bracket for holding drive machines with clamping throat \varnothing 60 mm. Slide guided on all sides by adjustable, pretensioned plastic slide bearings. Precision in-feed drive ensures easy, low-vibration drilling and precise, low-vibration drill thrust. For high thrust pressure and long life of the drilling crowns. Spirit level integrated in the slide for exact alignment of the drill stand. Locking of the slide for simple assembly of the drilling crown and safe transport. Stable clamping bracket, unbendable and rigid, for accommodating drive units with \varnothing 60 mm clamping throat. Rack and pinion force transmission with ergonomically designed pressing lever which can be inserted in both sides of the slide. Wide steel rack Weight 12 kg.

With tools comprising Allen key size 6, single open ended wrench size SW 19 and SW 30 and fastening kit for masonry and concrete, consisting of 2 M12 splaying anchors, 10 M12 hammer anchors for concrete, setting iron for M12 hammer anchors, cord threaded bar M12 \times 52, quick clamping nut, washer, carbide masonry drill \varnothing 15 mm SDS-plus in box.

For REMS Picus S1, REMS Picus S3, REMS Picus SR, REMS Picus DP and other makes.

| | | |
|--|----------|--|
| | Art.-No. | |
| | 183700 | |



Supply format

REMS Titan. Robust, highly stable drilling stand for core drilling in steel-reinforced concrete and other materials up to Ø 300 mm. For high demands. Drill column made of rigid, unbendable square precision steel tube \varnothing 50 mm, with extra narrow tolerance, for low-vibration guiding of the slide. Continuously tiltable with degree scale up to 45°, with double support by adjustable, single-part steel girders, for maximum thrust pressure. Highly stable, 3-sided guidance of the drill column in the base plate and triple cross fastening for high rigidity in vertical drilling. 4 Eyebolts for levelling unevenness of the floor, for exact standing position. Drill depth scale. Slide guided on all sides by adjustable, pretensioned plastic slide bearings. Precision in-feed drive ensures easy, low-vibration drilling and precise, low-vibration drill thrust. For high thrust pressure and long life of the drilling crowns. Spirit level integrated in the slide for exact alignment of the drill stand. Locking of the slide for simple assembly of the drilling crown and safe transport. Rigid connection plate made of wear-resistant spheroidal iron. Quick-clamping device for accommodating drive units with a suitable connection plate. Highly stable clamping bracket, unbendable and rigid, for accommodating drive units with \varnothing 60 mm clamping throat. Rack and pinion force transmission with ergonomically designed pressing lever which can be inserted in both sides of the slide. Wide steel rack. Base plate with groove for sealing ring of the vacuum fastening. Vacuum fastening as accessory. Drill column with adjustable clamping head for clamping the drill stand between the ceiling and floor or between two walls. Mobile drill stand for easy transport Weight 19,5 kg.

With tools comprising Allen key size 6, single open ended wrench size SW 19 and SW 30 and fastening kit for masonry and concrete, consisting of 2 M12 splaying anchors, 10 M12 hammer anchors for concrete, setting iron for M12 hammer anchors, cord threaded bar M12 \times 52, quick clamping nut, washer, carbide masonry drill \varnothing 15 mm SDS-plus in box.

System advantage: For REMS Picus S1, REMS Picus S3, REMS Picus SR, REMS Picus S2/3,5, REMS Picus DP and other makes. Use spacer set (see below) when using with REMS Picus SR.

| | | |
|--|----------|--|
| | Art.-No. | |
| | 183600 | |




| Description | Art.-No. | |
|---|----------|--|
| Spacer set for additional stabilisation of the REMS Picus SR drive unit on the REMS Titan drill stand, consisting of spacer and 2 cylinder head screws M 8 \times 65 | 183632 | |



Accessories

For REMS Picus S1, REMS Picus S3, REMS Picus SR,
REMS Picus S2/3,5 and other makes

| Description | Art.-No. |
|--|----------|
| Water pressure tank for 10 ltr of water, for wet drilling without water connection | 182006 |
| Titan drilling template for easy setting of the fastening holes. For REMS Titan drilling stand. | 183605 |
| Carbide masonry drills Ø 15 mm SDS-plus for hammer anchors M12 | 079018 |
| Hammer anchor M12 (pack of 50) , for concrete | 079005 |
| Setting iron for hammer anchor M12 | 182050 |
| Carbide masonry drill Ø 20 mm SDS-plus for splaying anchors M12 | 079019 |
| Splaying anchor M12 (pack of 10) , for masonry, reusable | 079006 |
| Quick clamping set 160 for fastening the drilling stand with anchors, consisting of cord threaded bar 160 mm with M12 x 52 thread, quick clamping nut, washer. | 079010 |
| Quick clamping set 500 for fastening the drilling stand without anchor, consisting of cord threaded bar 500 mm, 2 quick clamping nuts, 2 washers | 183607 |
| Titan vacuum fastening , consisting of cover plate with nipple for 3/8" screw connection and sealing ring for base plate. | 183603 |
| Vacuum pump , for vacuum ≤ -900 mbar (90%), consisting of dry running rotary slide pump, oil-free, performance 6 m ³ /h, condenser motor 230 V, 50-60 Hz, 250 W, splash water-protected, inside suction filter with silencer function and 5 m PVC fabric hose with bayonet coupling. | 183670 |
| Laser drilling centre pointer | 183604 |
| Drilling start aid G 1/2 UDKB , with bores for extracting the drilling dust from the bore hole by a suction rotor for dust extraction (Art. No. 181160 R), with carbide masonry drill Ø 8 mm | 180140 |
| Carbide masonry drill Ø 8 mm for drilling aid | 079013 |
| Single open ended wrench size 41 for loosening the universal diamond core drilling crowns | 079003 |
| Light loosening ring , for light loosening of the diamond core crown | 180015 |
| Drilling crown extension 200 mm | 180155 |
| Sharpening stone for diamond core drilling crowns | 079012 |
| Circular spirit level , magnetic, for aligning the drill stand | 182010 |
| Suction rotor for dust extraction with G 1/2 male connecting thread, UNC 1 1/4 male connecting thread and with connection for REMS Pull and other suitable extractors. | 180160 |
| Water suction device , for wet drilling up to Ø 170 mm, consisting of water collection ring with pressure ring, rubber washer Ø 200 mm and universal pressure pad for all REMS drilling stands. | 183606 |
| Rubber washer Ø 200 mm (pack of 10) , for water suction device | 183675 |
| REMS Pull L / M , dry and wet extractor, certified as extractor and dust extractor for extracting health hazardous dusts in accordance with EN 60335-2-69, see page 304 | |



REMS Universal diamond core drilling crowns

For REMS Picus S1, REMS Picus SR, REMS Picus S3, REMS Picus S2/3,5 and other makes

High quality universal diamond core drilling crowns. Inductively soldered. Universally usable for dry and wet drilling, hand held or with drill stand. Ideal for universal applications in steel-reinforced concrete, masonry and many types of material. For installation, metalwork, industry.

Concrete, steel-reinforced concrete, all kinds of masonry, natural stone, asphalt, all kinds of screed and other \varnothing 32 – 300 mm

REMS Universal diamond core drilling crowns – Inductively soldered. Diamond segments with conical cut for fast, easy and quiet drilling. Versatile for many types of material. Ideal for plumbers.

Universally usable for many materials, for dry and wet drilling, hand held or with drill stand.

Single connecting thread UNC 1 1/4 female. Drilling depth 420 mm.

Specially developed, high quality diamond segments with high diamond percentage and special bonding, for excellent drilling performance and very long life. Ideal for universal applications in steel-reinforced concrete and masonry.

Diamond segments with conical cut ("roof shape") for fast, easy and quiet drilling. Inductively soldered on fully automatic soldering machines for constant high quality of the soldered connection. Drilling tubes with soldered diamond segments can be resoldered by simple hard soldering.

Light loosening ring, for light loosening of the diamond core crowns, as accessory.

Drive through all REMS Picus drive machines and suitable drive machines of other makes having connecting thread UNC 1 1/4 male. Adapter for using REMS Universal diamond core drilling crowns in drive machines having other connecting threads, as accessory.

Suck off dusts that occur during dry drilling with REMS Pull M safety vacuum cleaner, certified for extracting health hazardous dusts of dust class M (page 304).

Supply format

REMS Universal diamond core drilling crown. Inductively soldered, resolderable. Universally usable for dry and wet drilling, hand held or with drill stand. For many materials, e.g. concrete, steel-reinforced concrete, all kinds of masonry, natural stone, asphalt, all kinds of screed. Connecting thread UNC 1 1/4 female. Drilling depth 420 mm. In a carton.


| \varnothing x drilling depth x connection | Number of segments | Art.-No. |
|---|--------------------|----------|
| UDKB 32 x 420 x UNC 1 1/4 | 4 | 181010 |
| UDKB 42 x 420 x UNC 1 1/4 | 4 | 181015 |
| UDKB 52 x 420 x UNC 1 1/4 | 5 | 181020 |
| UDKB 62 x 420 x UNC 1 1/4 | 6 | 181025 |
| UDKB 72 x 420 x UNC 1 1/4 | 7 | 181030 |
| UDKB 82 x 420 x UNC 1 1/4 | 7 | 181035 |
| UDKB 92 x 420 x UNC 1 1/4 | 8 | 181040 |
| UDKB 102 x 420 x UNC 1 1/4 | 8 | 181045 |
| UDKB 112 x 420 x UNC 1 1/4 | 9 | 181050 |
| UDKB 122 x 420 x UNC 1 1/4 | 10 | 181055 |
| UDKB 125 x 420 x UNC 1 1/4 | 10 | 181057 |
| UDKB 127 x 420 x UNC 1 1/4 | 10 | 181059 |
| UDKB 132 x 420 x UNC 1 1/4 | 11 | 181060 |
| UDKB 152 x 420 x UNC 1 1/4 | 12 | 181065 |
| UDKB 162 x 420 x UNC 1 1/4 | 12 | 181070 |
| UDKB 182 x 420 x UNC 1 1/4 | 12 | 181075 |
| UDKB 200 x 420 x UNC 1 1/4 | 12 | 181080 |
| UDKB 225 x 420 x UNC 1 1/4 | 13 | 181085 |
| UDKB 250 x 420 x UNC 1 1/4 | 14 | 181090 |
| UDKB 300 x 420 x UNC 1 1/4 | 22 | 181095 |



Accessories

| Description | Art.-No. |
|---|----------|
| Light loosening ring, for light loosening of the diamond core crown | 180015 |
| Drilling crown extension 200 mm | 180155 |
| Adapter UNC 1 1/4 male – G 1/2 male | 180052 |
| Adapter UNC 1 1/4 male – G 1/2 female | 180056 |
| Adapter UNC 1 1/4 male – Hilti BI | 180053 |
| Adapter UNC 1 1/4 male – Hilti BU | 180054 |
| Adapter UNC 1 1/4 male – Würth | 180055 |
| Sharpening stone for diamond core drilling crowns | 079012 |
| Single open ended wrench size 41 for UDKB | 079003 |

Additional adapters for using REMS Universal diamond core drilling crowns LS in drive machines of other makes, on request.



REMS Universal diamond core drilling crowns LS

For REMS Picus S1, REMS Picus SR, REMS Picus S3, REMS Picus S2/3,5 and other makes

High quality universal diamond core drilling crowns. Laser welded. Universally usable for dry and wet drilling, hand held or with drill stand. Ideal for universal applications in steel-reinforced concrete, masonry and many types of material. For installation, metalwork, industry.

Concrete, steel-reinforced concrete, all kinds of masonry, natural stone, asphalt, all kinds of screed and other \varnothing 32 – 200 mm

REMS universal diamond core drilling crowns LS – laser welded. Diamond segments with conical cut for fast, easy and quiet drilling. Versatile for many types of material. Ideal for plumbers.

Universally usable for many materials, for dry and wet drilling, hand held or with drill stand.

Single connecting thread UNC 1 ¼ female. Drilling depth 420 mm.


Specially developed, high quality diamond segments with high diamond percentage and special bonding, for excellent drilling performance and very long life. Ideal for universal applications in steel-reinforced concrete and masonry.

Diamond segments with conical cut ("roof shape") for fast, easy and quiet drilling. Inductively soldered on fully automatic soldering machines for constant high quality of the soldered connection. Drilling tubes with soldered diamond segments can be resoldered by simple hard soldering.

Light loosening ring, for light loosening of the diamond core crowns, as accessory.

Drive through all REMS Picus drive machines and suitable drive machines of other makes having connecting thread UNC 1 ¼ male. Adapter for using REMS Universal diamond core drilling crowns LS in drive machines having other connecting threads, as accessory.

Suck off dusts that occur during dry drilling with REMS Pull M safety vacuum cleaner, certified for extracting health hazardous dusts of dust class M (page 304).



Supply format

REMS Universal diamond core drilling crown. Laser welded! High temperature-resistant! Universally usable for dry and wet drilling, hand held or with drill stand. For many materials, e.g. concrete, steel-reinforced concrete, all kinds of masonry, natural stone, asphalt, all kinds of screed. Connecting thread UNC 1 ¼ female. Drilling depth 420 mm. In a carton.


| \varnothing x drilling depth x connection | Number of segments | Art.-No. |
|---|--------------------|----------|
| UDKB LS 32 x 420 x UNC 1 ¼ | 1 | 181410 |
| UDKB LS 42 x 420 x UNC 1 ¼ | 4 | 181415 |
| UDKB LS 52 x 420 x UNC 1 ¼ | 5 | 181420 |
| UDKB LS 62 x 420 x UNC 1 ¼ | 6 | 181425 |
| UDKB LS 72 x 420 x UNC 1 ¼ | 6 | 181430 |
| UDKB LS 82 x 420 x UNC 1 ¼ | 7 | 181435 |
| UDKB LS 92 x 420 x UNC 1 ¼ | 8 | 181440 |
| UDKB LS 102 x 420 x UNC 1 ¼ | 9 | 181445 |
| UDKB LS 112 x 420 x UNC 1 ¼ | 9 | 181450 |
| UDKB LS 122 x 420 x UNC 1 ¼ | 10 | 181455 |
| UDKB LS 125 x 420 x UNC 1 ¼ | 10 | 181457 |
| UDKB LS 127 x 420 x UNC 1 ¼ | 10 | 181459 |
| UDKB LS 132 x 420 x UNC 1 ¼ | 10 | 181460 |
| UDKB LS 152 x 420 x UNC 1 ¼ | 11 | 181465 |
| UDKB LS 162 x 420 x UNC 1 ¼ | 12 | 181470 |
| UDKB LS 182 x 420 x UNC 1 ¼ | 13 | 181475 |
| UDKB LS 200 x 420 x UNC 1 ¼ | 14 | 181480 |



Accessories

| Description | Art.-No. |
|---|----------|
| Light loosening ring, for light loosening of the diamond core crown | 180015 |
| Drilling crown extension 200 mm | 180155 |
| Adapter UNC 1 ¼ male – G ½ male | 180052 |
| Adapter UNC 1 ¼ male – G ½ female | 180056 |
| Adapter UNC 1 ¼ male – Hilti BI | 180053 |
| Adapter UNC 1 ¼ male – Hilti BU | 180054 |
| Adapter UNC 1 ¼ male – Würth | 180055 |
| Sharpening stone for diamond core drilling crowns | 079012 |
| Single open ended wrench size 41 for UDKB | 079003 |

Additional adapters for using REMS Universal diamond core drilling crowns LS in drive machines of other makes, on request.



REMS Picus DP

Electric diamond core drilling machine
with micro-pulse technology

Compact, handy power tool for core drilling, e.g. in concrete, steel-reinforced concrete, all kinds of masonry, natural stone, asphalt, all kinds of screed. With micro-pulse technology. Especially for dry drilling, hand held or with drill stand. For trade and industry.

Concrete, steel-reinforced concrete ≤ Ø 162 (202) mm

Masonry and other materials ≤ Ø 202 mm

REMS dry diamond core drilling crowns, also suitable for drive machines of other makes, see page 299.

REMS Picus DP – with micro-pulse technology
For core drilling without water. Clean, easy, fast,
e.g. 200 mm in steel-reinforced concrete Ø 62 mm
in only 5 min.

Especially for dry drilling

Drive machine with micro-pulse technology, specially developed for dry drilling, hand held or with drill stand. Can be used anywhere, in narrow angles, flush with the wall. Suitable for many, especially hard materials. For pipeline and cable ducting, ventilation channels, test core drilling. In combination with the REMS Pull M vacuum cleaner, ideal for making core bores in finished rooms, e.g. in residential, office and industrial buildings.

Design

Compact, handy drive machine for low-vibration core drilling, with drilling crown connecting thread UNC 1 ¼ male, BSPP ½ female. Compact drive unit for low-vibration core drilling, with drilling crown connecting thread UNC 1 ¼ outside, G ½ inside. Micro-pulse technology can be switched on and off: Pulse disc with 24 teeth generates 28,800 pulses min⁻¹ in idle mode at 1,200 min⁻¹, under load at 880 min⁻¹ 21,120 pulses min⁻¹. Robust, suitable for the building site. Extra light, only 7 kg. Simple, fast work without water, e.g. 200 mm in steel-reinforced concrete Ø 62 mm in only 5 min. Practical spade handle and stabiliser for hand held drilling. Integrated suction rotor for dust extraction with connection for REMS Pull M and other suitable vacuum cleaners. Throat Ø 60 mm for holding the drive machine in the drill stand.

Drive

Robust, powerful 2200 W universal motor. Load speed drilling spindle 8080 rpm. Stable, maintenance-free gear. Blocking protection by safety slip clutch. Tip switch with lock. Connecting cable with integrated personal protection switch (PRCD).

Multifunction electronics

Multifunction electronics with start-up current limiting for soft starting for delicate drilling start, automatic idle speed limiting for noise reduction and preservation of the motor, overload and blocking protection for motor and gear.

Dry diamond core drilling crowns LS

Especially for dry drilling with core drilling machines with micro-pulse technology, laser welded, high temperature-resistant (page 299), for drilling without water, hand held or with drill stand. Connecting thread UNC 1 ¼ female. Drilling depth 320 mm. Specially developed, high quality diamond segments with high diamond percentage and special bonding, for excellent drilling performance and very long life. Ideal for dry drilling in steel-reinforced concrete and masonry. Light loosening ring, for light loosening of the dry diamond core drilling crown, as accessory.

Dust extraction in accordance with EN 60335-2-69

When working with mineral building materials, e.g. concrete, steel-reinforced concrete, masonry and screed, a high degree of mineral dust containing quartz is produced which is harmful to the health. Inhalation of quartz fine dust is harmful to the health. EN 60335-2-69 prescribes the use of at least one safety extractor of dust class M for the extraction of health hazardous dusts with an exposure limit/work place limit of > 0.1 mg/m³. Observe the national regulations.

Use REMS Pull M for high-performance extraction of drilling dusts from the drilling gap during dry drilling (page 304). The REMS Pull M safety vacuum cleaner is certified for extracting health hazardous dusts of dust class M.

Drilling start aid

Drilling start aid G ½ TDKB, with bores for extracting the drilling dust from the bore hole, with carbide masonry drill Ø 8 mm.

Drill stand

REMS Simplex 2 or REMS Titan drill stands can be used optionally (page 298).



German Quality Product



Info



REMS Simplex 2



REMS Titan



REMS Picus DP Basic-Pack



REMS Picus DP Set Simplex 2



REMS Picus DP Set Titan



REMS Picus DP/Pull M Set-Pack

Supply format

REMS Picus DP Basic-Pack. Electric diamond core drilling machine with micro-pulse technology for core drilling without water in concrete, steel-reinforced concrete $\leq \varnothing 162$ (202) mm, masonry and other materials $\leq \varnothing 202$ mm, hand held or with drill stand. Drive unit with drilling crown male connection thread UNC 1 1/4, female connection thread G 1/2, maintenance-free gear with safety slip clutch, 110 V / 230 V, 50–60 Hz, 2200 W universal motor, integrated dust extraction. Multifunction electronics with soft starting, idle speed limiting, overload protection, blocking protection. Touch switch with lock. Load speed drilling spindle 880 rpm. Stabiliser. Drill start aid G 1/2 TDKB with $\varnothing 8$ mm drill, size 3 Allen key. Size 32 opened ended wrench. In sturdy steel case.

| | | |
|--|----------|--|
| | Art.-No. | |
| | 180016 | |

Other voltages on request.

Supply format

REMS Picus DP Set Simplex 2. REMS Picus DP Basic-Pack with REMS Simplex 2 drilling stand including tools and fastening kit for masonry and concrete.

| | | |
|--|----------|--|
| | Art.-No. | |
| | 180033 | |

Other voltages on request.

Supply format

REMS Picus DP Set Titan. REMS Picus DP Basic-Pack with REMS Titan drilling stand including tools and fastening kit for masonry and concrete.

| | | |
|--|----------|--|
| | Art.-No. | |
| | 180035 | |

Other voltages on request.

Supply format

REMS Picus DP/Pull M Set-Pack. REMS Picus DP Basic-Pack, Art.-No. 180016 R110G, and REMS Pull M Set, Art.-No. 185501 R220.

| | | |
|--|----------|--|
| | Art.-No. | |
| | 180034 | |

Other voltages on request.

Accessories

| | | |
|---|----------|--|
| Description | Art.-No. | |
| REMS Picus DP drive unit | 180003 | |
| Steel case with inlay | 180600 | |
| REMS dry diamond core drilling crowns LS, laser welded, high temperature-resistant, see page 299. | | |
| REMS Pull M, dry and wet extractor, see page 304 | | |
| Additional accessories see page 298. | | |



| Description | Art.-No. |
|--|----------|
| REMS Simplex 2. Robust, handy drilling stand for core drilling up to Ø 202 mm. Description see page 292. | 183700 |
| REMS Titan. Robust, highly stable drilling stand for core drilling in steel-reinforced concrete and other materials up to Ø 300 mm. For high demands. Description see page 292. | 183600 |
| Titan drilling template for easy setting of the fastening holes. For REMS Titan drilling stand. | 183605 |
| Carbide masonry drills Ø 15 mm SDS-plus for hammer anchors M12 | 079018 |
| Hammer anchor M12 (pack of 50) , for concrete | 079005 |
| Setting iron for hammer anchor M12 | 182050 |
| Carbide masonry drill Ø 20 mm SDS-plus for splaying anchors M12 | 079019 |
| Splaying anchor M12 (pack of 10) , for masonry, reusable | 079006 |
| Quick clamping set 160 for fastening the drilling stand with anchors, consisting of cord threaded bar 160 mm with M12 × 52 thread, quick clamping nut, washer. | 079010 |
| Quick clamping set 500 for fastening the drilling stand without anchor, consisting of cord threaded bar 500 mm, 2 quick clamping nuts, 2 washers | 183607 |
| Titan vacuum fastening , consisting of cover plate with nipple for 3/8" screw connection and sealing ring for base plate. | 183603 |
| Vacuum pump , for vacuum ≤ -900 mbar (90%), consisting of dry running rotary slide pump, oil-free, performance 6 m ³ /h, condenser motor 230 V, 50–60 Hz, 250 W, splash water-protected, inside suction filter with silencer function and 5 m PVC fabric hose with bayonet coupling. | 183670 |
| Laser drilling centre pointer | 183604 |
| Drilling start aid G 1/2 TDKB , with bores for extracting the drilling dust from the bore hole, with carbide masonry drill Ø 8 mm | 180145 |
| Carbide masonry drill Ø 8 mm for drilling aid | 079013 |
| Single open ended wrench size 41 for loosening the universal diamond core drilling crowns | 079003 |
| Light loosening ring , for light loosening of the diamond core crown | 180015 |
| Drilling crown extension 200 mm | 180155 |
| Sharpening stone for diamond core drilling crowns | 079012 |
| Circular spirit level , magnetic, for aligning the drill stand | 182010 |
| REMS Pull M , dry and wet extractor, certified as extractor and dust extractor for extracting health hazardous dusts in accordance with EN 60335-2-69, see page 304 | |



REMS dry diamond core drilling crowns LS

For REMS Picus DP and other suitable makes

High quality dry diamond core drilling crowns. Laser welded. Especially for dry drilling with core drilling machines with micro-pulse technology, e.g. REMS Picus DP, hand held or with drill stand. Ideal for universal applications in steel-reinforced concrete, masonry and many types of material.

Concrete, steel-reinforced concrete, all kinds of masonry, natural stone, asphalt, all kinds of screed and other \varnothing 32 – 202 mm

REMS dry diamond core drilling crowns LS – Laser welded, high temperature-resistant. Especially for dry drilling with core drilling machines with micro-pulse technology. Versatile for many types of material. Ideal for plumbers.

Universally usable for many materials, hand held or with drill stand.

Single connecting thread UNC 1 1/4 female. Drilling depth 320 mm.


Specially developed, high quality diamond segments with high diamond percentage and special bonding, for excellent drilling performance and very long life. Ideal for universal applications in steel-reinforced concrete and masonry.

Diamond segments with diamonds positioned in the bonding agent. For fast, easy and quiet drilling. Inductively soldered on fully automatic soldering machines for constant high quality of the soldered connection. Drilling tubes with soldered diamond segments can be resoldered by simple hard soldering.

Light loosening ring, for light loosening of the diamond core crowns, as accessory.

Driven by a REMS Picus DP drive unit and suitable drive units of other makes with UNC 1 1/4 outer connecting thread.

Use REMS Pull M for high-performance extraction of drilling dusts from the drilling gap during dry drilling (page 304). The REMS Pull M safety vacuum cleaner is certified for extracting health hazardous dusts of dust class M.



Supply format

REMS dry diamond core drilling crowns LS. Laser welded, high temperature-resistant. Especially for dry drilling with core drilling machines with micro-pulse technology, e.g. REMS Picus DP, hand held or with drill stand. For many materials, e.g. concrete, steel-reinforced concrete, all kinds of masonry, natural stone, asphalt, all kinds of screed. Connecting thread UNC 1 1/4 female. Drilling depth 320 mm. In a carton.

| \varnothing × drilling depth × connection | Number of segments | Art.-No. |
|---|--------------------|----------|
| TDKB LS 32 × 320 × UNC 1 1/4 | 3 | 181500 |
| TDKB LS 42 × 320 × UNC 1 1/4 | 4 | 181502 |
| TDKB LS 52 × 320 × UNC 1 1/4 | 5 | 181504 |
| TDKB LS 62 × 320 × UNC 1 1/4 | 5 | 181506 |
| TDKB LS 72 × 320 × UNC 1 1/4 | 6 | 181508 |
| TDKB LS 82 × 320 × UNC 1 1/4 | 6 | 181510 |
| TDKB LS 92 × 320 × UNC 1 1/4 | 6 | 181512 |
| TDKB LS 102 × 320 × UNC 1 1/4 | 7 | 181514 |
| TDKB LS 112 × 320 × UNC 1 1/4 | 7 | 181516 |
| TDKB LS 122 × 320 × UNC 1 1/4 | 8 | 181532 |
| TDKB LS 127 × 320 × UNC 1 1/4 | 8 | 181518 |
| TDKB LS 132 × 320 × UNC 1 1/4 | 8 | 181520 |
| TDKB LS 142 × 320 × UNC 1 1/4 | 8 | 181522 |
| TDKB LS 152 × 320 × UNC 1 1/4 | 8 | 181524 |
| TDKB LS 162 × 320 × UNC 1 1/4 | 9 | 181526 |
| TDKB LS 182 × 320 × UNC 1 1/4 | 9 | 181528 |
| TDKB LS 202 × 320 × UNC 1 1/4 | 10 | 181530 |



Accessories

| Description | Art.-No. |
|---|----------|
| Light loosening ring, for light loosening of the diamond core crown | 180015 |
| Drilling crown extension 200 mm | 180155 |
| Sharpening stone for diamond core drilling crowns | 079012 |
| Single open ended wrench size 41 for UDKB | 079003 |

Additional adapters for using REMS dry diamond core drilling crowns LS in drive machines of other makes, on request.



Diamond tipped dry drilling crowns for fast, clean drilling in all kinds of tiles. Ideal for assembly and renovation.

Ceramic, fine clay, granite, marble etc.

REMS tile drilling – for dry drilling.

Can be used universally for dry drilling without hammering in ceramic, fine clay, granite, marble and other materials. No cracking of the tiles.

No water necessary.

Special wax filling inside the dry drilling crown as a cooling lubricant, becomes liquid when heated and cools the dry drilling crown.

Simple, free-hand starting by drill aid with vacuum fastening.

Hexagon connection for 1/4" bit holders.

Drive by electric drills/screwdrivers (speed ≥ 1,000 rpm).



Supply format

REMS tile drilling Set 6-8-10. Diamond-studded dry drilling crowns with special wax filling. For ceramic, fine clay, granite, marble and other materials. Tile drilling Ø 6, 8, 10 mm, drill aid with vacuum fastening. In blister pack.

| | Art.-No. |
|--|----------|
| | 181700 |

Accessories

| Description | Art.-No. |
|-----------------------------------|----------|
| REMS tile drilling Ø 5 mm | 181710 |
| REMS tile drilling Ø 6 mm | 181711 |
| REMS tile drilling Ø 8 mm | 181712 |
| REMS tile drilling Ø 10 mm | 181713 |
| REMS tile drilling Ø 12 mm | 181714 |
| REMS tile drilling Ø 14 mm | 181715 |





Compact, handy power tool for dry chasing and cutting, e.g. of concrete, steel-reinforced concrete, all kinds of masonry, natural stone, all kinds of screed. For trade and industry.

REMS Krokodil 125

| | |
|---------------------------------|---------|
| Chase depth | ≤ 38 mm |
| Chase width | ≤ 43 mm |
| Number of diamond cutting discs | 1 – 2 |

REMS Krokodil 180 SR

| | |
|---------------------------------|---------|
| Chase depth | ≤ 61 mm |
| Chase width | ≤ 62 mm |
| Number of diamond cutting discs | 1 – 3 |

REMS Universal diamond cutting discs, also for suitable drive machines of other makes, see page 303.

REMS Krokodil – chasing instead of chiselling. Full contact support plate. Multi-function electronics.

Universal use

Universal drive machine for dry chasing and cutting. Ideal for producing chases/grooves for laying pipes and electric cables in heating, sanitary and electrical installation, air-conditioning and cooling technology.

Design

REMS Krokodil 125: Compact, handy drive machine, only 5.8 kg. Robust, suitable for building site conditions. Fast, easy working, e.g. chases in masonry 500 mm long, 38 mm deep, only 25 s. Full contact support plate during the entire chasing/cutting process for guided plunge-in of the diamond cutting discs, dust-free, safe working and easy, even feed. Practical switch grip, adjustable in two positions, parallel or transversely to the machine axis and swivel handle, for optimum working position and ergonomic work. Locking of the drive shaft for easy changing of the universal diamond cutting discs. 4 spacer discs of different thicknesses according to desired chase width screws to the cutting discs in a stable block, ensure an even chase width. Continuously adjustable depth stop. Suction nozzle for connecting a dust extractor integrated into the housing.

REMS Krokodil 180 SR: Compact, handy drive machine, only 8.0 kg. Robust, suitable for building site conditions. Fast, easy working, e.g. chases in masonry 500 mm long, 61 mm deep, only 34 s. Full contact support plate during the entire chasing/cutting process for guided plunge-in of the diamond cutting discs, dust-free, safe working and easy, even feed. Practical switch handle with triple force-transmitting leverage for easy plunge-in and effective feeding. Swivel handle, for optimum working position and ergonomic work. Locking of the drive shaft for easy changing of the universal diamond cutting discs. Spacer discs of different thicknesses according to desired chase width screws to the cutting discs in a stable block, ensure an even chase width. Continuously adjustable depth stop. Suction nozzle for connecting a dust extractor integrated into the housing.

Drive

REMS Krokodil 125: Robust, powerful universal motor, 1,850 W. Load speed of the drive shaft of the cutting discs 5,000 rpm. Strong, maintenance-free gear. Connecting cable 2.3 m. Safety switch with lock.

REMS Krokodil 180 SR: Robust, powerful universal motor, 2,000 W. Load speed of the drive shaft of the cutting discs 3,300 rpm. Overheating protection by temperature monitoring of the motor's field winding with a PTC resistor (Positive Temperature Coefficient). Strong, maintenance-free gear. Connecting cable 5.7 m. Safety switch with lock. Restart protection in case of mains failure.

Speed Regulation

The electronic tachometer speed control (REMS Krokodil 180 SR) used for regulation keeps the speed constant, also under load. The speed of the cutting disc is kept at the nominal value until it meets with resistance and drops below a critical value. The drive motor stops. When the load on the drive unit is relieved again, the drill runs back up to nominal speed so that work can continue immediately at nominal speed (**Patent EP 2 085 191**). Advantage: The chasing and cutting speed (load speed) is maintained during the entire chasing and cutting process for a high chasing and cutting performance.

Multi-function electronics

Multifunction electronics with start-up current limiting for soft starting for delicate engagement of the diamond cutting discs, automatic idle speed limiting for noise reduction and preservation of the motor, overload and blocking protection for motor and gear.

Universal diamond cutting discs

Universally usable for straight chasing and cutting. Specially developed, high quality diamond segments with high diamond content and special bonding for excellent chasing/drilling performance and very long life. Optionally REMS Universal diamond cutting discs LS Turbo, laser-welded, high temperature-resistant, for fast cuts and cuts in hard materials or REMS Universal diamond cutting discs LS H-P, high-performance, laser-welded, high temperature-resistant, for fast cuts and cuts in very hard materials, with long life (page 303), metal body in accordance with EN 13236. Mounting bore \varnothing 22.23 mm.



Full contact support plate during the entire chasing/cutting process for guided plunge-in of the diamond cutting discs, dust-free, safe working and easy, even feed.

Dust extraction in accordance with EN 60335-2-69

When working with mineral building materials, e.g. concrete, steel-reinforced concrete, masonry and screed, a high degree of mineral dust containing quartz is produced which is harmful to the health. Inhalation of quartz fine dust is harmful to the health. EN 60335-2-69 prescribes the use of at least one safety extractor of dust class M for the extraction of health hazardous dusts with an exposure limit/work place limit of $> 0.1 \text{ mg/m}^3$. Observe the national regulations. REMS Pull M, wet and dry dust extractor, certified for extracting health hazardous dusts of dust class M (page 304).

Supply format

REMS Krokodil 125 Basic-Pack. Electric diamond chasing and cutting grinder for chasing and cutting concrete, steel-reinforced concrete, all kinds of masonry, natural stone, all kinds of screed. Chase depth 38 mm, continuously adjustable. Chase width $\leq 43 \text{ mm}$, stepped with spacer discs 3, 6, 10, 20 mm. Drive machine with drive shaft $\varnothing 22.2 \text{ mm}$, for 1 or 2 diamond cutting discs in accordance with EN 13236, $\leq \varnothing 125 \text{ mm}$, with maintenance-free gear, 230 V, 50–60 Hz, 1,850 W universal motor. Multifunction electronics with soft start, idling speed limiting, overload protection. Connecting cable 2.3 m. Safety switch with lock. Load speed 5,000 rpm. Suction nozzle for connecting an extractor/dust extractor. Pin wrench size 13. In sturdy carrying case.

| | |
|----------|--|
| Art.-No. | |
| 185010 | |

Other voltages on request.



Supply format

REMS Krokodil 180 SR Basic-Pack. Electric diamond chasing and cutting grinder with speed regulation. For chasing and cutting concrete, steel-reinforced concrete, all kinds of masonry, natural stone, all kinds of screed. Chase depth 61 mm, continuously adjustable. Chase width $\leq 62 \text{ mm}$, stepped with spacer discs 3, 6, 10, 20 mm. Drive machine with drive shaft $\varnothing 22.2 \text{ mm}$, for 1, 2 or 3 diamond cutting discs in accordance with EN 13236, $\leq \varnothing 180 \text{ mm}$, with maintenance-free gear, 230 V, 50–60 Hz, 2,000 W universal motor. Multifunction electronics with soft start, idling speed limiting, overload protection, overheating protection. Restart protection in case of mains failure. Connecting cable 5.7 m. Safety switch with lock. Load speed 3,300 rpm. Suction nozzle for connecting an extractor/dust extractor. Pin wrench size 13. In sturdy steel case.

| | |
|----------|--|
| Art.-No. | |
| 185011 | |

Other voltages on request.



Accessories

| Description | Art.-No. |
|--|----------|
| REMS Krokodil 125 drive unit | 185000 |
| REMS Krokodil 180 SR drive unit | 185001 |
| REMS Universal diamond cutting disc LS-Turbo $\varnothing 125 \text{ mm}$, laser-welded, high temperature-resistant, for fast cuts and cuts in very hard materials, with metal body in accordance with EN 13236 | 185021 |
| REMS Universal diamond cutting disc LS H-P $\varnothing 125 \text{ mm}$, high-performance, laser-welded, high temperature-resistant, for fast cuts and cuts in very hard materials, long life, with metal body in accordance with EN 13236. | 185022 |
| REMS Universal diamond cutting disc LS-Turbo $\varnothing 180 \text{ mm}$, laser-welded, high temperature-resistant, for fast cuts and cuts in very hard materials, with metal body in accordance with EN 13236 | 185026 |
| REMS Universal diamond cutting disc LS H-P $\varnothing 180 \text{ mm}$, high-performance, laser-welded, high temperature-resistant, for fast cuts and cuts in very hard materials, long life, with metal body in accordance with EN 13236. | 185027 |
| Chasing chisel for removing the ridge after chasing | 185024 |
| Case with inlay for REMS Krokodil 125 | 185054 |
| Steel case | 185058 |
| REMS Pull L / M , dry and wet extractors, see page 304 | |



Powerful, electric dry and wet extractor with automatic filter cleaning. For commercial use in trade and industry.

For extraction of dusts, dirt and liquids.

Ideal for dust extracting when chasing, cutting, drilling, core drilling and grinding.

Certified as extractor and dust extractor for extracting health hazardous dusts.

Ideal for extracting drilling sludge during core drilling.

REMS Pull L

| | |
|---|-----------------------|
| Dust class in accordance with EN 60335-2-69 | L |
| Exposure limit/work place limit | > 1 mg/m ³ |
| Penetration level | ≤ 1 % |

REMS Pull M

| | |
|---|-------------------------|
| Dust class in accordance with EN 60335-2-69 | M |
| Exposure limit/work place limit | > 0.1 mg/m ³ |
| Penetration level | ≤ 0.1 % |

REMS Pull – for dry and wet suction.

Constantly high suction performance

by permanent automatic filter cleaning.

Certified for extracting health hazardous dusts.

Universal use

Powerful, handy extractor for dry and wet suction. For extraction of dusts, dirt and liquids. Excellently suited for dust extracting when chasing, cutting, drilling, core drilling and grinding. Certified as an extractor and dust extractor for extracting health hazardous dusts of dust class L or M in accordance with EN 60335-2-69. For commercial use in trade and industry.

Design

Compact, handy design. REMS Pull L/M only 12.7 kg. Light and manoeuvrable by rubber wheels and steerable castors, lockable by castor with brake. Large tank capacity 35 l, filling volume for liquids 19 l. On/off switch and switch for automatic filter cleaning with integrated green LED to display operation stand-by of the automatic filter cleaning. Adapter for connecting a power tool to the extractor, individually adaptable to the suction nozzle of the used power tool. Flexible suction hose 2.5 m, practical suction hose extension 2.5 m, ergonomically angled handle, 2 insertable, chrome-plated metal suction tubes 0.5 m for adapting the suction pipe length. Wide wet/dry surface attachment 300 mm with rubber-coated castors, optionally brush strips for extracting dusts and dirt or rubber lips for extracting liquids. Joint attachment for confined spaces. Large working radius by long 7.5 m connecting lead. Holders for connecting lead, suction hose, metal suction tubes and accessories integrated into the extractor. Practical handle for easy transport.

REMS Pull M is suitable and certified for the extraction of health hazardous dusts of dust class M in accordance with EN 60335-2-69, with electronic flow monitoring, selector switch for adapting the suction power to different suction hose diameters (21, 27, 35, 40, 50 mm) and stopper for the suction hose connection nozzle.

Permanent automatic filter cleaning

REMS Pull L and REMS Pull M with innovative, patented, automatic filter cleaning, prevents clogging of the filter with dust, especially effective in fine dust applications. The flat folded filter is cleaned automatically every 15 s by targeted, powerful shots of air. The suction force remains constantly high during cleaning. Patented flat folded filter system.

Drive

Robust, powerful bypass motor, 1,200 W, with high-power turbine. High suction power, continuously adjustable up to an air rate ≤ 74 l/s, for optimum adaptation to the suction surface and the extracted product.

Automatic switch-off

Filling level limiting with automatic switch off on reaching the maximum liquid filling level when extracting electrically conductive liquids.

Automatic power tool on/off

Appliance socket for power tools up to 2,200 W, with electronic automatic on/off integrated into the extractor. The extractor switches on/off automatically when the power tool is switched on/off. For convenient working.

Anti-static system (REMS Pull M)

Static charge is dissipated to the earthed upper section of the extractor by electrically conductive metal suction pipes, electrically conductive handle E, electrically conductive suction hose E, electrically conductive suction hose extension E and electrically conductive suction hose connection nozzle.

Dust extraction in accordance with EN 60335-2-69

When working with mineral building materials, e.g. concrete, steel-reinforced concrete, masonry and screed, a high degree of mineral dust containing quartz is produced which is harmful to the health. Inhalation of quartz fine dust is harmful to the health. EN 60335-2-69 prescribes the use of at least one safety extractor of dust class M for the extraction of health hazardous dusts with an exposure limit/work place limit of > 0.1 mg/m³. Observe the national regulations.



Certified extractor and dust extractor for extracting health hazardous dusts in accordance with EN 60335-2-69.



Extraction of health hazardous dusts when chasing and cutting:
REMS Pull M Set



Extraction of health hazardous dusts when dry drilling:
REMS Pull M Set D

REMS Pull L / M

Dry and wet extractor

Water extraction

PES flat folded filter required for extraction of water. Use wet filter bag or polythene bag if necessary. Wet filter bags separate the water from the sucked up solids when extracting dirty water. Polythene bags simplify disposal of the dirt and prevent dirt from collecting in the tank.

Supply format

REMS Pull Set. Electric dry and wet extractor for commercial use. For extraction of dusts, dirt and liquids. Ideal for dust extracting when chasing, cutting, drilling, core drilling and grinding. Certified extractor and dust extractor for extracting health hazardous dusts in accordance with EN 60335-2-69¹⁾. Bypass motor 230 V, 50–60 Hz, 1,200 W. On/off switch and switch for automatic filter cleaning with integrated green LED. Suction power switch for continuous adjustment of the air rate ≤ 74 l/s. Filling level limiting with automatic switch-off. Automatic filter cleaning. Appliance socket for power tools up to 2,200 W, with electronic automatic on/off. Large tank capacity 35 l, filling volume for liquids 19 l. Mobile, 2 wheels, castor/castor with brake. Connecting cable 7.5 m. 1 paper filter bag, 1 flat folded paper filter. 2 metal suction pipes 0.5 m each, handle, suction hose 2.5 m, suction hose extension 2.5 m. Wet/dry surface attachment 300 mm with rollers, brush strips, rubber lips. Joint attachment. Suction hose/power tool adapter. Integrated holders for connecting cable, suction hose and accessories. In a box.

| Description | Version | Art.-No. |
|---------------------|--|----------|
| Pull L Set | Dust class L. Exposure limit/work place limit > 1 mg/m ³ , penetration level ≤ 1 %. | 185500 |
| Pull L Set W | REMS Pull L Set including water-resistant flat pleated filter PES and water extraction device. Ideal for extraction of drilling sludge when wet drilling with REMS drill stands. | 185503 |
| Pull M Set | Dust class M. Exposure limit/work place limit > 0.1 mg/m ³ , penetration level ≤ 0.1 %. Electronic volume flow monitor with acoustic signal. Selector switch for suction hose diameter. Stopper for the suction hose connection nozzle. Anti-static system with electrically conductive metal suction pipes, handle, suction hose, suction hose extension, suction hose connection nozzle. | 185501 |
| Pull M Set D | REMS Pull M Set including suction rotor for dust extraction. Ideal for extracting health hazardous dusts when dry drilling with REMS Picus S1, Picus SR, Picus S3 etc. | 185504 |



Extraction of drilling sludge when wet drilling with REMS drill stands: REMS Pull L Set W

Extraction of health hazardous dusts when chasing and cutting: REMS Pull L Set



REMS Pull L Set



Safety extractor of dust class L



Safety extractor of dust class M



REMS Pull M Set

Accessories

| Description | Art.-No. |
|---|----------|
| Paper filter bag (pack of 5) , cellulose, 2-ply, for wet extraction, M-certified, for normal dirt, fine dusts | 185510 |
| Felt filter bag (pack of 5) , polyester felt, 3-ply, tear-proof, for wet and dry extraction, M-certified, for normal dirt, fine dusts, abrasive dusts, wet dirt | 185511 |
| Wet filter bag (pack of 5) , paper-polyester woven felt, tear-proof, for wet and dry extraction, for abrasive dusts, wet dirt, liquids | 185512 |
| Polythene bag (pack of 10) , for wet and dry extraction of non-health hazardous dusts, for normal dirt, fine dusts, abrasive dusts, wet dirt, liquids. Prevents soiling of the tank. | 185513 |
| Flat, folded filter paper , cellulose, nano-coated, 1 piece, for dry extraction, M-certified | 185514 |
| Flat folded filter PES , polyester, nano-coated, 1 piece, water-resistant, non-rotting, washable with water. For wet and dry extraction, M-certified | 185515 |
| Adapter suction hose/power tool | 185527 |



¹⁾ Observe the national regulations for the collection and disposal of health hazardous dusts.




PRESS

Drying

Dehumidifying

Aeration and deaeration



**Air dehumidifier/
building dryer**

308



Construction ventilators

310

Powerful, highly efficient air dehumidifiers/building driers for drying rooms, e.g. after mains water damage, flooding, dehumidification of damp cellar rooms etc. and for fast drying of concrete, masonry, plaster and screed for example. For commercial use in trade and industry.

REMS Secco 50

| | |
|-----------------------|-------------------------|
| Dehumidification rate | ≤ 50 l/24 h |
| Air volume | ≤ 265 m ³ /h |

REMS Secco 80

| | |
|-----------------------|-------------------------|
| Dehumidification rate | ≤ 80 l/24 h |
| Air volume | ≤ 850 m ³ /h |

REMS Secco – for drying and dehumidification.

Universal use

Powerful, highly efficient air dehumidifiers/building driers for drying rooms, e.g. after mains water damage, flooding, dehumidification of damp cellar rooms etc. and for fast drying of concrete, masonry, plaster and screed for example. For commercial use in trade and industry.

Design Secco 50

Compact, handy construction in robust, plastic housing. Weight 21 kg. Large air extraction areas with washable air filter. Electronic hygrostat for regulating the desired humidity: Switches off automatically on reaching the nominal humidity, switches back on automatically when humidity rises. Upward air outlet for optimum air circulation. Condensation draining into an internal 7.7 l condensation tank, hose extendible from the rear, for draining condensation into a tank to be provided or directly into the drain system. Automatic switch-off with switch-off signal when using the internal 7.7 litre condensation tank on reaching the maximum condensation filling level. Operating hours counter and electricity meter, e.g. for reporting to the damage regulator/customer, as an accessory. Sturdy plastic housing with castors for easy transport.

Design Secco 80

Compact, handy construction in robust, powder-coated sheet steel housing. Weight 51 kg. Large air extraction areas with washable air filter. Electronic hygrostat for regulating the desired humidity: Switches off automatically on reaching the nominal humidity, switches back on automatically when humidity rises. Side air outlet for optimum air circulation. Hose for draining condensation into an internal 11.5 l condensation tank (accessory), extendible at the side, for draining condensation into a tank to be provided or directly into the drain system. On/Off switch for operation with and without internal 11.5 litre condensation tank. Automatic switch-off with switch-off signal when using the internal 11.5 litre condensation tank on reaching the maximum condensation filling level. Operating hours counter and electricity meter, e.g. for reporting to the damage regulator/customer. Device socket for detachable connecting cable. Practical compartment for the connecting cable during transport. Sturdy, mobile tubular steel frame with large castors for easy transport, also over steps. Easy glide down and pull-up of the machine over the back of the tubular steel frame, e.g. from and onto the loading platform of a vehicle.

Chiller unit Secco 50

High dehumidification rate by high quality chiller unit with highly efficient rotation compressor and high-performance capacitor motor 230 V, 760 W with electronic thawing system, for continuous operation. Very quiet running, also suitable for living rooms. Dehumidification rate ≤ 50 l/24 h, air volume ≤ 265 m³/h. High quality coolant R-290.

Chiller unit Secco 80

High dehumidification rate by high quality chiller unit with highly efficient rotation compressor and high-performance condensation motor 230 V, 680 W with automatic hot-gas thawing system, for continuous operation. Very quiet running, also suitable for living rooms. Dehumidification rate ≤ 80 l/24 h, air volume ≤ 850 m³/h. High quality coolant R-290.

Electronic control unit Secco 50

Large, illuminated control panel with clear display of actual and nominal humidity, operating state of the chiller unit, thawing function. Keys for setting the desired humidity in 5 % steps between 30 % and 90 % as well as for setting the continuous operation. Keys for 2 fan speeds. Key for timer. Memory function saves the settings for automatic continuation of operation after a power failure.

Electronic control unit Secco 80

Illuminated 3" display with LCD technology, 70 mm screen diagonal, with clear display of actual and nominal humidity, operating hours, operating state of the chiller unit, the thawing function, the compressor protection function and the operating position for internal 11.5 litre condensation tank. Keys for setting the desired humidity in 1 % steps between 30 % and 90 % as well as for setting the continuous operation. Memory function saves the settings for automatic continuation of operation after a power failure.

Condensation tank with pump Secco 50 and Secco 80

Condensation tank with condensation pump for pumping the condensation out of the condensation tank into a higher tank or a wash basin, as an accessory.



Exhaust air set Secco 80

Generously dimensioned exhaust air hose Ø200 mm, 10 m long, with metal fastening eyes for hanging up on site, with connecting flange, for distribution of the exhaust air in the room, for dehumidifying cavities, e.g. above intermediate ceilings and for additional blowing of wet surfaces (accessory).

REMS Orkan

For supporting electric dehumidifiers/construction driers. For faster drying and dehumidification after floods and water mains damage, it is an advantage to improve the air exchange with electric construction ventilators REMS Orkan (page 310).

Supply format

REMS Secco 50 Set. Electric air dehumidifier/building dryer for commercial use. For drying rooms, dehumidifying cellars etc. and drying concrete, masonry, plaster and screed. Chiller unit with rotation compressor and capacitor motor 230V, 50 Hz, 760W, with automatic thawing system, for continuous operation. Very quiet running. Dehumidification rate ≤ 50 l/24 h, air volume ≤ 265 m³/h. Electronic control unit with large, illuminated display and memory function. Electronic humidity switch. Air filter. Internal 7.7 l condensation tank. In sturdy plastic housing with casters. In a carton.

| | | |
|--|----------|--|
| | Art.-No. | |
| | 132011 | |

Other voltages on request.

Supply format

REMS Secco 80 Set. Electric air dehumidifier/building dryer for commercial use. For drying rooms, dehumidifying cellars etc. and drying concrete, masonry, plaster and screed. Chiller unit with rotation compressor and capacitor motor 230V, 50 Hz, 680W, with automatic hot-gas thawing system, for continuous operation. Very quiet running. Dehumidification rate ≤ 80 l/24 h, air volume ≤ 850 m³/h. Electronic control unit with illuminated 3" display and memory function. Electronic hygrostat, operating hours counter, electricity meter. Air filter. In a sturdy sheet steel housing on a mobile tubular steel frame with large castors. In a carton.

| | | |
|--|----------|--|
| | Art.-No. | |
| | 132010 | |

Other voltages on request.

Accessories

| Description | Art.-No. | |
|--|----------|--|
| 11.5 litre condensation tank Secco 80 for discharge of condensation in the sheet steel housing. For REMS Secco 80. | 132100 | |
| Exhaust air set Secco 80 , consisting of exhaust air hose Ø200 mm, 10 m long, with metal fastening eyes for hanging up on site, with connecting flange, for distribution of the exhaust air in the room, for dehumidifying cavities, e.g. above intermediate ceilings and for additional blowing of wet surfaces. | 132104 | |
| Condensation tank with Secco 50 pump for pumping the condensation out of the condensation tank into a higher tank or a wash basin. Pumping height ≤ 2 m. For REMS Secco 50. | 132129 | |
| Condensation tank with Secco 80 pump for pumping the condensation out of the condensation tank into a higher tank or a wash basin. Pumping height ≤ 2 m. For REMS Secco 80. | 132121 | |
| Operating hours counter and electricity meter , e.g. for reporting to the damage regulator/customer. For REMS Secco 50 and others. | 132132 | |
| REMS Detect W , dielectric moisture measuring device for non-destructive moisture measurement in building materials, e.g. concrete, masonry, plaster, wood. In a case. | 132115 | |
| REMS Orkan , electric construction ventilator, see page 310. | | |



Info



Info



REMS Orkan 1360/2050

Electric construction ventilator

Powerful, highly efficient electric construction ventilator for supporting dehumidifiers/construction driers after floods and water mains damage. Ideal for aeration and deaeration of rooms, spaces, shafts and cavities as well as aeration and wind cooling of machines, marquees, event halls. For supporting the exchange of air in damp, musty cellar rooms and for speeding up the drying of concrete, masonry, plaster and screed, for example. For commercial use in trade and industry.

REMS Orkan 1360

| | |
|------------|------------------------|
| Air volume | 1360 m ³ /h |
| Power | 145 W |

REMS Orkan 2050

| | |
|---------------------|------------------------|
| Air volume stage I | 1740 m ³ /h |
| Power stage I | 355 W |
| Air volume stage II | 2050 m ³ /h |
| Power stage II | 450 W |

REMS Orkan – for aeration.

Universal use

Powerful, highly efficient construction ventilator for supporting dehumidifiers/construction driers after floods and water mains damage. Ideal for aeration and deaeration of rooms, spaces, shafts and cavities as well as aeration and wind cooling of machines, marquees, event halls. For supporting the exchange of air in damp, musty cellar rooms and for speeding up the drying of concrete, masonry, plaster and screed, for example. For commercial use in trade and industry.

Design Orkan 1360

Axial fan in sturdy plastic housing of rotation-moulded polyethylene for a long life. Compact, handy design, weighing only 6.8 kg, with low-noise, single-phase capacitor motor 230 V, 145 W, with practical handle for carrying. Generated air volume 1,360 m³/h.

Large-diameter exhaust air and suction hose, Ø 200 mm, 10 m long, e.g. for extracting air from rooms, spaces, shafts and cavities, for discharging sucked-in air or dusts to the outside and for inflating bouncy castles, hot-air balloons, for example, as an accessory. An exhaust and suction hose can be fitted to the aeration or deaeration side of the construction ventilator as the situation requires. Dust sack, Ø 200 mm, 2,980 mm long, washable, for collecting coarse and fine dusts up to dust class M, as an accessory.

Design Orkan 2050

Turbo radial fan with 2 air volume stages, in sturdy plastic housing of rotation-moulded polyethylene for a long life. Compact, handy design, weighing only 10 kg, with low-noise, single-phase capacitor motor 230 V, 355/450 W, with practical handle for carrying. Horizontal air outlet, adjustable to below 45° or vertical by appropriate resting surfaces on the plastic housing. Generated air volume in 2 selectable stages 1,740/2,050 m³/h. Especially suitable for speeding up drying of concrete, masonry, plaster and screed, for example.



Supply format

REMS Orkan 1360. Electric construction ventilator for commercial use. For aeration and deaeration of rooms, spaces, shafts and cavities as well as aeration and wind cooling of machines, marquees, event halls. For supporting the exchange of air in damp, musty cellar rooms, for supporting the drying of, e.g., concrete, masonry, plaster and screed and for inflating bouncy castles, hot air balloons, for example. Capacitor motor 230V, 50 Hz, 145W, for continuous operation. Very quiet running. Air volume 1,360 m³/h. In a sturdy plastic housing. In a carton.

| Art.-No. |
|----------|
| 132300 |

Other voltages on request.



Info

Supply format

REMS Orkan 2050. Electric construction ventilator for commercial use. For aeration and deaeration of rooms, spaces, shafts and cavities as well as aeration and wind cooling of machines, marquees, event halls. For supporting the exchange of air in damp, musty cellar rooms. Especially also for drying of, e.g., concrete, masonry, plaster and screed. Capacitor motor 230V, 50 Hz, 355/450 W, for continuous operation. Very quiet running. Air volume 1,740/2,050 m³/h. In a sturdy plastic housing. In a carton.

| Art.-No. |
|----------|
| 132301 |

Other voltages on request.



Info

Accessories

| Description | Art.-No. |
|---|----------|
| Exhaust air and suction hose, Ø 200 mm, 10 m long, for extracting air from rooms, spaces, shafts and cavities, for discharging sucked-in air or dusts to the outside and for inflating bouncy castles, hot-air balloons, for example. For REMS Orkan 1360. | 132307 |
| Dust sack, Ø 200 mm, 2,980 mm long, washable, for collecting coarse and fine dusts up to dust class M. For REMS Orkan 1360. | 132308 |
| Operating hours counter and electricity meter, e.g. for reporting to the damage regulator/customer. For REMS Orkan and others. | 132132 |
| REMS Detect W, dielectric moisture measuring device for non-destructive moisture measurement in building materials, e.g. concrete, masonry, plaster, wood. In a case. | 132115 |
| REMS Secco, electric air dehumidifiers/building driers, see page 308. | |



Index

A

| | |
|---|---------|
| Aeration and deaeration..... | 307 |
| Akku-Press 14 V..... | 180–181 |
| Akku-Press 14 V ACC..... | 182–183 |
| Akku-Press 22 V ACC..... | 184–185 |
| Akku-Press XL 45 kN 22 V ACC..... | 186–187 |
| Amigo..... | 25 |
| Amigo 2..... | 26 |
| Amigo 2 Compact..... | 27 |
| Amigo 22 V..... | 28–29 |
| Amigo E..... | 24 |
| Aquila 3B..... | 103 |
| Aquila WB..... | 103 |
| Assembling..... | 101 |
| Attachment heads for button dies / intermediate rings / guide bushings..... | 31 |
| Axial Press Jointing..... | 227 |
| Ax-Press 25 22 V ACC..... | 230–231 |
| Ax-Press 25 L 22 V ACC..... | 230–231 |
| Ax-Press 30 22 V..... | 228 |
| Ax-Press HK / H..... | 229 |

B

| | |
|---------------------------------------|---------|
| Bending..... | 123 |
| Bending formers and back formers..... | 139 |
| Blitz..... | 250 |
| Brazing solder ISO 17672-CuP 179..... | 251 |
| Butt welding machine..... | 276–279 |
| Butt welding units..... | 280 |

C

| | |
|--|------------------|
| Cable shear..... | 225 |
| Calc-Push..... | 112 |
| CamScope..... | 258–259 |
| CamSys..... | 260–261 |
| CamSys 2..... | 262–264 |
| Cat 22 V VE..... | 62–63 |
| Catch S..... | 102 |
| Catch W..... | 102 |
| Cat VE..... | 61 |
| Cento..... | 84–85 |
| Cento 22 V..... | 86–87 |
| Chain pipe vice..... | 103 |
| Chain pipe vice for workbench..... | 103 |
| Chamfering..... | 75 |
| Chasers..... | 44 |
| Chasers and Holders..... | 44 |
| Circular pipe sawing machine..... | 72 |
| CleanH..... | 115, 119 |
| Cleaning..... | 109 |
| Cleaning and preservation unit for heating systems..... | 115, 119 |
| Cleaning pads..... | 248 |
| CleanM..... | 119 |
| Cobra 22/32..... | 268–271 |
| Collum..... | 51 |
| Collum 22 V..... | 52–53 |
| Compression heads..... | 232–233 |
| Confirmation of suitability..... | 223 |
| Contact 2000..... | 249 |
| Cordless axial press 13 kN with automatic return..... | 230–231 |
| Cordless axial press 20 kN with automatic return..... | 230–231 |
| Cordless axial press 30 kN..... | 228 |
| Cordless die stock with quick-change die heads..... | 28–29 |
| Cordless LED flood lamp..... | 107 |
| Cordless pipe cutter..... | 83 |
| Cordless pipe cutting machine..... | 86 |
| Cordless pipe expander 20 kN with automatic return..... | 238–239 |
| Cordless pipe reciprocating saw..... | 68–69 |
| Cordless radial press 22 kN with automatic circuit control..... | 143–147 |
| Cordless radial press 32 kN with automatic circuit control..... | 182–183 |
| Cordless radial press 32 kN with automatic circuit control and pressure monitoring..... | 184–185 |
| Cordless radial press 32 kN with switch-off signal..... | 180–181 |
| Cordless radial press XL 45 kN with automatic circuit control..... | 186–187 |
| Cordless roll grooving machine..... | 52–53 |
| Cordless tube bender..... | 128–129, 136–137 |
| Cordless universal reciprocating saw..... | 62–63 |
| Cropping tongs..... | 225 |
| Cropping tongs Mini..... | 173 |
| Curvo..... | 132–133 |
| Curvo 22 V..... | 136–137 |
| Curvo 50..... | 134–135 |
| Cut 110 Cu-INOX..... | 95 |
| Cut 110 P..... | 94 |
| Cutter wheels..... | 81 |
| Cutting..... | 75 |
| Cu-Vlies..... | 248 |

D

| | |
|----------------|----|
| Deburring..... | 75 |
|----------------|----|

| | |
|---|----------|
| Dehumidifying..... | 307 |
| Diamond chasing and cutting machine..... | 283 |
| Diamond chasing and cutting machines..... | 302–303 |
| Diamond core drilling..... | 283 |
| Dies..... | 30, 40 |
| Disinfecting..... | 109 |
| Disinfection unit for drinking water installations..... | 115, 119 |
| Drain cleaner for manual and electric operation..... | 266 |
| Drill stands..... | 292 |
| Dry and wet extractor..... | 304–305 |
| Dry diamond core drilling crowns LS..... | 299 |
| Drying..... | 307 |
| DueCento..... | 88–89 |

E

| | |
|---|------------------|
| Eco-Press..... | 174 |
| Electric air dehumidifiers/building driers..... | 308–309, 311 |
| Electric construction ventilator..... | 310–311 |
| Electric decalcifying pump..... | 112 |
| Electric diamond core drilling machine..... | 284–287, 290–291 |
| Electric diamond core drilling machine with micro-pulse technology..... | 296–297 |
| Electric diamond core drilling machine with speed regulation..... | 288–289 |
| Electric die stock with quick-change die heads..... | 24–27 |
| Electric drain cleaning machine..... | 267 |
| Electric filling and flushing unit..... | 120–121 |
| Electric LED flood lamp..... | 106 |
| Electric pipe and drain cleaning machines..... | 268–269 |
| Electric pipe and tube bender..... | 132–135 |
| Electric pipe cutter..... | 82 |
| Electric pipe freezing unit..... | 255 |
| Electric pressure testing pump..... | 111 |
| Electric radial press 32 kN..... | 175 |
| Electric reciprocating pipe saws..... | 64–65 |
| Electric sleeve welding unit..... | 274 |
| Electric soldering pliers..... | 248 |
| Electric soldering unit..... | 249 |
| Electric tube expander..... | 244–245 |
| Electric tube extractor..... | 243, 245 |
| Electro-hydraulic pipe expander 34 kN with automatic return..... | 240 |
| Electro-hydraulic radial press 32 kN with automatic retraction..... | 177 |
| Electro-hydraulic radial press 32 kN with switch-off signal..... | 176 |
| Electro-hydraulic radial press XL 32 kN with automatic retraction..... | 178 |
| Electronic camera inspection system..... | 260–263 |
| Electronic flushing and pressure testing unit with compressor..... | 116–119 |
| Electronic flushing unit with compressor..... | 113–115 |
| EMSG 160..... | 274 |
| Endoscope camera with radio signal transmission..... | 258–259 |
| E-Push 2..... | 111 |
| Eskimo..... | 254 |
| Eva..... | 22 |
| Expander heads P..... | 241 |
| Expander heads P-CEF..... | 241 |
| Expanding..... | 235 |
| Ex-Press 22 V ACC..... | 238–239 |
| Ex-Press Cu..... | 236 |
| Ex-Press H..... | 237 |
| Ex-Press P..... | 237 |
| Extracting..... | 235 |

F

| | |
|---------------------------|-------|
| Filling..... | 109 |
| Flushing..... | 109 |
| Folding work bench..... | 72–73 |
| Folding work benches..... | 104 |
| Freezing..... | 253 |
| Frigo 2 F-Zero..... | 255 |

H

| | |
|--|---------|
| Hand die stock with quick-change die heads..... | 22 |
| Hand pressure testing pump..... | 110 |
| Hand tube bender..... | 138 |
| Hand tube expander..... | 236–237 |
| Hand tube extractor..... | 242 |
| Herkules..... | 105 |
| Hold-Harmless and Indemnification Agreement..... | 224 |
| Hot Dog 2..... | 248 |
| Hurrican..... | 243 |
| Hurrican H..... | 242 |
| Hydro-Swing..... | 126–127 |
| Hydro-Swing 22 V..... | 128–129 |

I

| | |
|--------------------------|----|
| Inner pipe deburrer..... | 97 |
|--------------------------|----|

J

| | |
|------------|-----|
| Jumbo..... | 104 |
|------------|-----|

Index

K

Krokodil 125/180 SR 302–303

L

Lot Cu 3 251
Lot P6 251
Lumen 2800 22 V 107
Lumen 5000/7000/10000 106

M

Machine cleaner 119
Macho 250
Magnum RG 54–55
Magnum (up to 2") 34–35
Magnum (up to 3") 36–37
Magnum (up to 4") 38–39
Manual axial press 229
Manual radial press 174
Material supports 105
Mini-Cobra 266
Mini-Cobra S 267
Mini-Press 14 V ACC 143
Mini-Press 22 V ACC 144–145
Mini-Press S 22 V ACC 146–147
MSG 275
Multi-Push S 113–115
Multi-Push SL/SLW 116–119

N

Nano 82
Nano 11 V 83
Nippelfix 48
Nippelspanner 48
NoCor 115, 119

O

Oil-hydraulic hand pipe bender 126–127
Oil-hydraulic pipe bender 130–131
One-hand axial press 229
One-hand pipe expander 237
One-hand pipe shears 90–92
One-hand pipe shears with ratchet feed 93
Orkan 1360/2050 310–311
Outer-inner pipe deburrer 98–99
Outer-inner tube deburrer 97

P

Paste Cu 3 251
Perox Color 115, 119
Picus DP 296–297
Picus S1 284–285
Picus S2/3,5 290–291
Picus S3 286–287
Picus SR 288–289
Pipe and Drain cleaning 257
Pipe and Drain inspection 257
Pipe chamfering tools 96
Pipe cutter 80
Pipe cutters 76–79
Pipe cutting and pipe chamfering tool 94
Pipe cutting machine 84–85, 88
Pipe cutting tool 95
Pipe freezer 254
Pipe shears with ratchet feed 93
Pipe slitter 80
Plastic Pipe Welding 273
Pneumatic reciprocating pipe saw 66
Portable pipe workstation with chain pipe vice 103
Power-Ex-Press P-CEF ACC 240
Power-Press 176
Power-Press ACC 177–178
Power-Press SE 175
Preserving 109
Pressing rings 148–172, 188–221
Pressing tongs 188–221
Pressing tongs Mini 148–172
Pressure testing 109
Pull L / M 304–305
Pull-Push 266
Puma VE 60
Push 110
Python 130–131

Q

Quick-change die heads 30
Quick-change die heads S 23

R

Radial Press Jointing 141
RAG 96
RAS Cu 78
RAS Cu-INOX 76–77
RAS P 79
RAS P/SW 45/L 80
RAS St 76
RAS W INOX 80
Reciprocating saws 58–59
REG 3–35 97
REG 8–35 98
REG 10–42 98
REG 10–54 99
REG 10–54 E 99
REG St ½–2" 97
REG Universal 97
Roll Grooving 21
Roll grooving attachment 50
Roll grooving machine 51, 54–55
ROS P 92–93
ROS P 26/SW 35 S 91
ROS PEX 92
ROS P flex 90

S

Sanitol 49
Saw blades 71
Sawing 57
Secco 50/80 308–309
Single-hand tube bender 124–125
Sinus 138
Sleeve welding units 275
Soft solder paste of solder powder Sn97Cu3 according to ISO 9453:2014 and flux 3.1.1.C. EN 29454-1:1994 251
Soft solder Sn97Cu3, ISO 9453:2014 251
Solar-Push 120–121
Soldering 247
Special saw blades 70
Spezial 49
SSG 280
SSM 160KS 277
SSM 160RS 276
SSM 250KS 278
SSM 315RF 279
Suction and pressure cleaning device 266
Swedish pattern wrench 'S' 102
Swing 124–125

T

Thread-cutting oil 49
Threading 21
Threading machine 32–39, 42–43, 46–47
Thread tables 45
Tiger 22 V VE 68–69
Tiger pneumatic 66
Tiger /VE/SR 64–65
Tile drilling 300
Tornado 32–33
Turbo Cu-INOX 72
Turbo K 73
Turbo soldering torch acetylene 250
Turbo soldering torch propane 250
Twist 244
Twist/Hurricane 245

U

Unimat 75 42–43
Unimat 77 46–47
Universal circular metal sawing machine with automatic cooling lubricant unit 73
Universal deburrer 97
Universal diamond core drilling crowns 294
Universal diamond core drilling crowns LS 295
Universal electric reciprocating saw 60–61
Universal saw blades 70

V

V-Jet H 115, 119
V-Jet TW 115, 119

W

Water pump pliers 102
Wet and dry suction 283

List of articles

| Art.-No. | RG | VE | Page | Art.-No. | RG | VE | Page | Art.-No. | RG | VE | Page | Art.-No. | RG | VE | Page |
|----------|----|----|------------------|----------|----|----|-------------------|----------|----|----|--------------|----------|----|----|---------------|
| 043054 | Z | | 115, 118, 121 | 115605 | Z | 6 | 115, 119 | 150026 | H | | 237 | 151130 | Z | | 242-243, 245 |
| 045159 | Z | | 115, 118 | 115607 | Z | 6 | 115, 119 | 150027 | H | | 237 | 151140 | Z | | 242-243, 245 |
| 047069 | Z | | 118 | 115608 | Z | 6 | 115, 119 | 150028 | H | | 237 | 151145 | Z | | 242-243, 245 |
| 074021 | Z | | 242 | 115609 | Z | | 115, 118 | 150029 | H | | 237 | 151150 | Z | | 242-243, 245 |
| 074041 | Z | | 242 | 115610 | M | | 118 | 150033 | H | | 237 | 151155 | Z | | 242-243, 245 |
| 076117 | Z | | 242 | 115611 | M | | 118 | 150100 | Z | | 236 | 151160 | Z | | 242-243, 245 |
| 079003 | Z | | 293-295, 298-299 | 115612 | Z | | 115, 119 | 150105 | Z | | 236 | 151165 | Z | | 242-243, 245 |
| 079005 | Z | | 293, 298 | 115621 | Z | | 115, 118 | 150110 | Z | | 236 | 151170 | Z | | 242-243, 245 |
| 079006 | Z | | 293, 298 | 115633 | Z | | 115, 118 | 150120 | Z | | 236 | 151175 | Z | | 242-243, 245 |
| 079010 | Z | | 293, 298 | 115661 | Z | | 118 | 150125 | Z | | 236 | 151200 | Z | | 242-243, 245 |
| 079012 | Z | | 293-295, 298-299 | 115667 | Z | | 118 | 150130 | Z | | 236 | 151210 | Z | | 242-243, 245 |
| 079013 | Z | | 293, 298 | 115703 | Z | | 115, 119 | 150140 | Z | | 236 | 151230 | Z | | 242-243, 245 |
| 079018 | Z | | 293, 298 | 115747 | Z | | 118 | 150145 | Z | | 236 | 151240 | Z | | 242-245 |
| 079019 | Z | | 293, 298 | 115810 | M | | 114 | 150150 | Z | | 236 | 151402 | Z | | 242-245 |
| 090015 | Z | | 115, 119 | 115900 | M | | 112 | 150155 | Z | | 236 | 151600 | Z | | 243-245 |
| 091072 | Z | | 115, 119 | 116000 | H | | 102 | 150160 | Z | | 236 | 151615 | Z | | 274 |
| 091073 | Z | | 115, 119 | 116005 | H | | 102 | 150165 | Z | | 236 | 151618 | Z | | 242 |
| 110000 | Z | | 48 | 116010 | H | | 102 | 150170 | Z | | 236 | 152106 | Z | | 250 |
| 110100 | Z | | 48 | 116015 | H | | 102 | 150175 | Z | | 236 | 152109 | Z | | 250 |
| 110200 | Z | | 48 | 116020 | H | | 102 | 150180 | Z | | 236 | 153020 | H | | 125 |
| 110300 | Z | | 48 | 116050 | H | | 102 | 150185 | Z | | 236 | 153021 | H | | 125 |
| 110400 | Z | | 48 | 116055 | H | | 102 | 150190 | Z | | 236 | 153022 | H | | 125 |
| 110500 | Z | | 48 | 116060 | H | | 102 | 150195 | Z | | 236 | 153023 | H | | 125 |
| 110600 | Z | | 48 | 120120 | Z | | 105 | 150205 | Z | | 236 | 153025 | H | | 125 |
| 110620 | Z | | 48 | 120125 | Z | | 105 | 150210 | Z | | 236 | 153026 | H | | 125 |
| 110621 | Z | | 48 | 120130 | Z | | 105 | 150220 | Z | | 236 | 153027 | H | | 125 |
| 111000 | Z | | 48 | 120200 | Z | | 104 | 150225 | Z | | 236 | 153028 | H | | 125 |
| 111100 | Z | | 48 | 120240 | Z | | 104 | 150230 | Z | | 236 | 153029 | H | | 125 |
| 111200 | Z | | 48 | 120250 | Z | | 103 | 150235 | Z | | 236 | 153100 | Z | | 125 |
| 111300 | Z | | 48 | 120270 | Z | | 103 | 150240 | Z | | 236 | 153115 | Z | | 125, 127, 129 |
| 111400 | Z | | 48 | 130002 | H | | 254 | 150245 | Z | | 236 | 153125 | Z | | 125 |
| 111500 | Z | | 48 | 130207 | Z | | 254 | 150250 | Z | | 236 | 153140 | Z | | 125 |
| 111620 | Z | | 48 | 130208 | Z | | 254 | 150500 | Z | | 236 | 153155 | Z | | 125, 127, 129 |
| 111621 | Z | | 48 | 130209 | Z | | 254 | 150510 | Z | | 237 | 153160 | Z | | 125, 127, 129 |
| 111700 | Z | | 48 | 130383 | Z | | 254 | 150515 | Z | | 239, 241 | 153170 | Z | | 125, 127, 129 |
| 111800 | Z | | 48 | 130410 | Z | | 254 | 150550 | H | | 237 | 153175 | Z | | 125, 127, 129 |
| 111900 | Z | | 48 | 130415 | Z | | 254 | 150600 | Z | | 236-237 | 153180 | Z | | 125, 127, 129 |
| 113000 | H | | 76 | 130430 | Z | | 254 | 150806 | Z | | 241 | 153185 | Z | | 125, 127, 129 |
| 113100 | H | | 76 | 130450 | Z | | 254 | 150807 | Z | | 241 | 153190 | Z | | 125, 127, 129 |
| 113200 | H | 10 | 76 | 130455 | Z | | 254 | 150808 | Z | | 241 | 153195 | Z | | 125, 127, 129 |
| 113210 | V | 10 | 77, 81, 94-95 | 130460 | Z | | 254 | 150809 | Z | | 241 | 153200 | Z | | 125 |
| 113213 | V | 10 | 77, 81 | 130465 | Z | | 254 | 150812 | Z | | 241 | 153205 | Z | | 125, 127, 129 |
| 113220 | V | 10 | 81 | 130470 | Z | | 254 | 150826 | Z | | 241 | 153210 | Z | | 125, 127, 129 |
| 113225 | V | 10 | 78, 81 | 130475 | Z | | 254 | 150828 | Z | | 241 | 153265 | Z | | 125 |
| 113240 | H | 10 | 76 | 130480 | Z | | 254 | 150842 | Z | | 241 | 153270 | Z | | 125 |
| 113241 | H | 10 | 76 | 130485 | Z | | 254 | 150843 | Z | | 241 | 153400 | Z | | 129 |
| 113300 | H | 10 | 77 | 130490 | Z | | 254 | 150845 | Z | | 241 | 153401 | Z | | 129 |
| 113320 | H | 8 | 78 | 130495 | Z | | 254 | 150846 | Z | | 241 | 153410 | E | | 129 |
| 113330 | H | 8 | 77 | 131012 | M | | 255 | 150849 | Z | | 241 | 153411 | E | | 129 |
| 113340 | H | 10 | 78 | 131104 | Z | | 255 | 150855 | Z | | 241 | 153412 | E | | 129 |
| 113350 | H | 10 | 77 | 131110 | Z | | 255 | 150858 | Z | | 241 | 153413 | E | | 129 |
| 113351 | H | 10 | 77 | 131116 | Z | | 255 | 150868 | Z | | 241 | 153414 | E | | 129 |
| 113360 | Z | | 77-78, 97 | 131156 | Z | | 255 | 150873 | Z | | 241 | 153415 | E | | 129 |
| 113370 | H | | 78 | 131157 | Z | | 255 | 150882 | Z | | 241 | 153416 | E | | 129 |
| 113380 | H | | 77 | 131158 | Z | | 255 | 150883 | Z | | 241 | 153417 | E | | 129 |
| 113400 | H | | 77 | 131160 | Z | | 255 | 150885 | Z | | 241 | 153418 | E | | 129 |
| 113401 | H | | 77 | 132010 | M | | 309 | 150886 | Z | | 241 | 153419 | E | | 128 |
| 113410 | H | | 78 | 132011 | M | | 309 | 150887 | Z | | 241 | 153455 | Z | | 129 |
| 113450 | H | | 80 | 132100 | Z | | 309 | 150888 | Z | | 241 | 153500 | Z | | 127 |
| 113461 | V | | 80-81 | 132104 | Z | | 309 | 150894 | Z | | 241 | 153501 | Z | | 127, 129 |
| 113480 | H | | 80 | 132115 | Z | | 309, 311 | 150897 | Z | | 241 | 153510 | H | | 127 |
| 113481 | Z | | 80 | 132121 | Z | | 309 | 150912 | Z | | 241 | 153520 | H | | 127 |
| 113500 | H | | 77 | 132129 | Z | | 309 | 150913 | Z | | 241 | 153521 | H | | 127 |
| 113810 | H | | 98 | 132132 | Z | | 309, 311 | 150914 | Z | | 241 | 153522 | H | | 127 |
| 113815 | Z | | 98 | 132300 | M | | 311 | 150915 | Z | | 241 | 153523 | H | | 127 |
| 113825 | H | 10 | 98 | 132301 | M | | 311 | 150916 | Z | | 241 | 153525 | H | | 127 |
| 113830 | H | 10 | 99 | 132307 | Z | | 311 | 150923 | Z | | 241 | 153526 | H | | 127 |
| 113835 | H | 10 | 99 | 132308 | Z | | 311 | 150926 | Z | | 241 | 153527 | H | | 127 |
| 113840 | Z | | 85, 87 | 140100 | V | 4 | 49 | 150943 | Z | | 241 | 153528 | H | | 127 |
| 113900 | H | 10 | 97 | 140101 | V | | 49 | 150944 | Z | | 241 | 153529 | H | | 127 |
| 113910 | H | 10 | 97 | 140103 | V | | 49 | 150945 | Z | | 241 | 153531 | Z | | 127, 129 |
| 115000 | H | | 110 | 140105 | V | 12 | 49 | 150946 | Z | | 241 | 153532 | Z | | 127, 129 |
| 115001 | H | | 110 | 140106 | V | 15 | 49 | 150947 | Z | | 241 | 153540 | Z | | 127, 129 |
| 115045 | Z | | 110-111, 118 | 140110 | V | 4 | 49 | 150950 | Z | | 241 | 153570 | Z | | 127 |
| 115110 | Z | | 110-111 | 140113 | V | | 49 | 150952 | Z | | 241 | 154000 | Z | | 138 |
| 115140 | Z | | 118 | 140115 | V | 12 | 49 | 150957 | Z | | 241 | 154001 | H | | 138 |
| 115217 | Z | | 121 | 140116 | V | 15 | 49 | 150958 | Z | | 241 | 154002 | H | | 138 |
| 115220 | Z | | 121 | 140119 | V | 15 | 119 | 150960 | Z | | 241 | 154003 | H | | 138 |
| 115221 | Z | | 121 | 140120 | V | 15 | 133, 135, 137-138 | 150961 | Z | | 241 | 154004 | H | | 138 |
| 115311 | M | | 121 | 150000 | H | | 236 | 150962 | Z | | 241 | 154010 | H | | 138 |
| 115312 | M | | 121 | 150005 | H | | 236 | 150963 | Z | | 241 | 154160 | Z | | 138 |
| 115314 | Z | | 121 | 150006 | H | | 236 | 150968 | Z | | 241 | 156000 | E | | 244 |
| 115315 | Z | | 121 | 150007 | H | | 236 | 151000 | E | | 243 | 156002 | E | | 244 |
| 115319 | Z | | 121 | 150008 | H | | 236 | 151002 | E | | 243 | 156004 | E | | 244 |
| 115323 | Z | | 121 | 150010 | H | | 236 | 151003 | H | | 242 | 156010 | E | | 245 |
| 115324 | Z | | 121 | 150017 | H | | 236 | 151004 | H | | 242 | 156012 | E | | 245 |
| 115325 | Z | | 121 | 150018 | H | | 236 | 151005 | H | | 242 | 156014 | Z | | 245 |
| 115326 | Z | | 121 | 150019 | H | | 236 | 151010 | E | | 243 | 156150 | Z | | 244-245 |
| 115375 | Z | | 121 | 150020 | H | | 236 | 151105 | Z | | 242-243, 245 | 156200 | Z | | 244-245 |
| 115500 | M | | 111 | 150021 | H | | 237 | 151110 | Z | | 242-243, 245 | 156225 | Z | | 244-245 |
| 115602 | Z | | 115, 119 | 150022 | H | | 237 | 151120 | Z | | 242-243, 245 | 156250 | Z | | 244-245 |
| 115604 | Z | | 115, 119 | 150025 | H | | 237 | 151125 | Z | | 242-243, 245 | 156300 | Z | | 244-245 |

List of articles

| Art.-No. | RG | VE | Page | Art.-No. | RG | VE | Page | Art.-No. | RG | VE | Page | Art.-No. | RG | VE | Page |
|----------|----|----|----------|----------|----|----|--------------------|----------|----|----|----------|----------|----|----|---------|
| 156350 | Z | | 244-245 | 174275 | Z | | 271 | 181085 | V | | 294 | 250320 | E | | 280 |
| 156375 | Z | | 244-245 | 174282 | Z | | 271 | 181090 | V | | 294 | 250341 | Z | | 280 |
| 156400 | Z | | 244-245 | 174291 | Z | | 271 | 181095 | V | | 294 | 250342 | Z | | 280 |
| 156425 | Z | | 244-245 | 174293 | Z | | 271 | 181410 | V | | 295 | 250343 | Z | | 280 |
| 156450 | Z | | 244-245 | 174295 | Z | | 271 | 181415 | V | | 295 | 252026 | M | | 276 |
| 156475 | Z | | 244-245 | 174296 | Z | | 271 | 181420 | V | | 295 | 252046 | M | | 277 |
| 160010 | H | | 250 | 174305 | Z | | 271 | 181425 | V | | 295 | 252103 | Z | | 276-277 |
| 160200 | V | 10 | 251 | 174306 | Z | | 271 | 181430 | V | | 295 | 254025 | M | | 278 |
| 160210 | V | 10 | 251 | 174310 | Z | | 271 | 181435 | V | | 295 | 254103 | Z | | 278 |
| 160220 | V | 10 | 251 | 174311 | Z | | 271 | 181440 | V | | 295 | 255020 | M | | 279 |
| 160300 | V | 25 | 248 | 174340 | Z | | 271 | 181445 | V | | 295 | 255103 | Z | | 279 |
| 161010 | H | | 250 | 174341 | Z | | 271 | 181450 | V | | 295 | 256020 | E | | 275 |
| 163020 | E | | 248 | 175000 | Z | | 261 | 181455 | V | | 295 | 256213 | E | | 275 |
| 163350 | Z | | 248 | 175007 | M | | 261 | 181457 | V | | 295 | 256220 | E | | 275 |
| 164011 | E | | 249 | 175008 | M | | 261 | 181459 | V | | 295 | 256233 | E | | 275 |
| 164050 | E | | 249 | 175010 | M | | 261 | 181460 | V | | 295 | 256240 | E | | 275 |
| 164110 | Z | | 249 | 175011 | Z | | 261 | 181465 | V | | 295 | 256242 | Z | | 275 |
| 164111 | Z | | 249 | 175018 | Z | | 261 | 181470 | V | | 295 | 256320 | E | | 275 |
| 164115 | Z | | 249 | 175026 | Z | | 261, 264 | 181475 | V | | 295 | 256342 | Z | | 275 |
| 164250 | Z | | 249 | 175057 | Z | | 261, 264 | 181480 | V | | 295 | 256400 | Z | | 275 |
| 170010 | H | | 266 | 175058 | Z | | 261, 264 | 181500 | V | | 299 | 256410 | Z | | 275 |
| 170011 | Z | | 270 | 175103 | Z | | 259 | 181502 | V | | 299 | 256420 | Z | | 275 |
| 170012 | Z | | 270 | 175105 | Z | | 259 | 181504 | V | | 299 | 256430 | Z | | 275 |
| 170022 | E | | 267 | 175107 | Z | | 259 | 181506 | V | | 299 | 256440 | Z | | 275 |
| 170023 | E | | 267 | 175108 | Z | | 259 | 181508 | V | | 299 | 256450 | Z | | 275 |
| 170200 | Z | | 266, 270 | 175109 | E | | 259 | 181510 | V | | 299 | 256460 | Z | | 275 |
| 170201 | Z | | 266-267 | 175110 | E | | 259 | 181512 | V | | 299 | 256470 | Z | | 275 |
| 170205 | Z | | 266-267 | 175113 | E | | 259 | 181514 | V | | 299 | 256480 | Z | | 275 |
| 170300 | H | | 266 | 175115 | E | | 259 | 181516 | V | | 299 | 256490 | Z | | 275 |
| 171150 | Z | | 270 | 175123 | Z | | 261, 264 | 181518 | V | | 299 | 256500 | Z | | 275 |
| 171151 | Z | | 270 | 175210 | Z | | 107 | 181520 | V | | 299 | 256510 | Z | | 275 |
| 171200 | Z | | 270 | 175211 | Z | | 107 | 181522 | V | | 299 | 256520 | Z | | 275 |
| 171201 | Z | | 270 | 175220 | Z | | 106 | 181524 | V | | 299 | 256530 | Z | | 275 |
| 171205 | Z | | 270 | 175221 | Z | | 106 | 181526 | V | | 299 | 261001 | E | | 274 |
| 171210 | Z | | 270 | 175222 | Z | | 106 | 181528 | V | | 299 | 290000 | H | | 79 |
| 171250 | Z | | 271 | 175230 | Z | | 106-107 | 181530 | V | | 299 | 290016 | V | 10 | 79, 81 |
| 171265 | Z | | 271 | 175300 | Z | | 264 | 181532 | V | | 299 | 290050 | H | | 79 |
| 171270 | Z | | 271 | 175301 | M | | 263 | 181700 | V | | 300 | 290100 | H | | 79 |
| 171275 | Z | | 271 | 175302 | M | | 263 | 181710 | V | | 300 | 290116 | V | 10 | 79, 81 |
| 171280 | Z | | 271 | 175303 | M | | 263 | 181711 | V | | 300 | 290200 | H | | 79 |
| 171290 | Z | | 271 | 175304 | M | | 263 | 181712 | V | | 300 | 290216 | V | 10 | 79, 81 |
| 171291 | Z | | 271 | 175305 | Z | | 261, 264 | 181713 | V | | 300 | 290300 | H | | 79 |
| 171305 | Z | | 271 | 175306 | Z | | 261, 264 | 181714 | V | | 300 | 290316 | V | 5 | 79, 81 |
| 171306 | Z | | 271 | 175307 | Z | | 264 | 181715 | V | | 300 | 290400 | H | | 94 |
| 171340 | Z | | 271 | 175308 | Z | | 264 | 182006 | Z | | 293 | 290410 | H | | 95 |
| 171341 | Z | | 271 | 175312 | Z | | 264 | 182010 | Z | | 293, 298 | 290411 | H | | 95 |
| 172000 | Z | | 269 | 175323 | Z | | 264 | 182050 | Z | | 293, 298 | 290412 | H | | 95 |
| 172010 | M | | 269 | 175330 | Z | | 264 | 183000 | Z | | 289 | 290420 | Z | | 94 |
| 172011 | M | | 269 | 175339 | Z | | 264 | 183010 | E | | 289 | 290421 | Z | | 94 |
| 172012 | M | | 269 | 175343 | Z | | 264 | 183022 | E | | 289 | 290422 | Z | | 94 |
| 172050 | Z | | 270 | 180000 | Z | | 285 | 183023 | E | | 289 | 290423 | Z | | 94 |
| 172051 | Z | | 270 | 180001 | Z | | 287 | 183600 | Z | | 292, 298 | 290424 | Z | | 94 |
| 172150 | Z | | 270 | 180003 | Z | | 297 | 183603 | Z | | 293, 298 | 290425 | Z | | 94 |
| 172151 | Z | | 270 | 180010 | E | | 285 | 183604 | Z | | 293, 298 | 290426 | Z | | 94 |
| 172154 | Z | | 270 | 180011 | E | | 287 | 183605 | Z | | 293, 298 | 290427 | Z | | 94 |
| 172200 | Z | | 270 | 180012 | E | | 291 | 183606 | Z | | 293, 305 | 290430 | Z | | 94 |
| 172201 | Z | | 270 | 180015 | Z | | 293-295, 298-299 | 183607 | Z | | 293, 298 | 290431 | Z | | 94 |
| 172203 | Z | | 270 | 180016 | E | | 297 | 183632 | Z | | 289, 292 | 290432 | Z | | 94 |
| 172205 | Z | | 270 | 180028 | E | | 287 | 183670 | Z | | 293, 298 | 290433 | Z | | 94-95 |
| 172210 | Z | | 270 | 180029 | E | | 287 | 183675 | Z | | 293 | 290437 | Z | | 94 |
| 172250 | Z | | 271 | 180030 | E | | 291 | 183700 | Z | | 292, 298 | 290440 | Z | | 94-95 |
| 172265 | Z | | 271 | 180032 | E | | 285 | 185000 | E | | 303 | 290444 | Z | | 94 |
| 172270 | Z | | 271 | 180033 | E | | 297 | 185001 | Z | | 303 | 290445 | Z | | 94 |
| 172275 | Z | | 271 | 180034 | E | | 297 | 185010 | E | | 303 | 290446 | Z | | 94 |
| 172280 | Z | | 271 | 180035 | E | | 297 | 185011 | E | | 303 | 290447 | Z | | 94 |
| 172281 | Z | | 271 | 180052 | Z | | 294-295 | 185021 | V | | 303 | 290448 | Z | | 94 |
| 172290 | Z | | 271 | 180053 | Z | | 294-295 | 185022 | V | | 303 | 290449 | Z | | 94 |
| 172291 | Z | | 271 | 180054 | Z | | 294-295 | 185024 | Z | | 303 | 291000 | H | | 93 |
| 172293 | Z | | 271 | 180055 | Z | | 294-295 | 185026 | V | | 303 | 291010 | H | | 93 |
| 172305 | Z | | 271 | 180056 | Z | | 294-295 | 185027 | V | | 303 | 291023 | Z | | 93 |
| 172310 | Z | | 271 | 180140 | Z | | 293 | 185054 | Z | | 303 | 291036 | Z | | 93 |
| 172340 | Z | | 271 | 180145 | Z | | 298 | 185058 | Z | | 267, 303 | 291037 | Z | | 93 |
| 172341 | Z | | 271 | 180155 | Z | | 293-295, 298-299 | 185500 | M | | 305 | 291101 | H | | 93 |
| 172610 | Z | | 271 | 180160 | Z | | 293, 305 | 185501 | M | | 305 | 291111 | Z | | 93 |
| 172611 | Z | | 271 | 180600 | Z | | 285, 287, 289, 297 | 185503 | M | | 305 | 291112 | Z | | 93 |
| 172612 | Z | | 271 | 181010 | V | | 294 | 185504 | M | | 305 | 291200 | H | | 93 |
| 174000 | Z | | 269 | 181015 | V | | 294 | 185510 | Z | | 305 | 291201 | Z | | 93 |
| 174010 | M | | 269 | 181020 | V | | 294 | 185511 | Z | | 305 | 291220 | H | | 93 |
| 174011 | M | | 269 | 181025 | V | | 294 | 185512 | Z | | 305 | 291221 | Z | | 93 |
| 174012 | M | | 269 | 181030 | V | | 294 | 185513 | Z | | 305 | 291240 | H | 8 | 92 |
| 174050 | Z | | 270 | 181035 | V | | 294 | 185514 | Z | | 305 | 291241 | Z | | 92 |
| 174101 | Z | | 270 | 181040 | V | | 294 | 185515 | Z | | 305 | 291242 | H | 8 | 91 |
| 174150 | Z | | 270 | 181045 | V | | 294 | 185527 | Z | | 305 | 291243 | Z | | 91 |
| 174154 | Z | | 270 | 181050 | V | | 294 | 250020 | E | | 280 | 291244 | Z | | 91 |
| 174200 | Z | | 270 | 181055 | V | | 294 | 250041 | Z | | 280 | 291250 | H | | 93 |
| 174201 | Z | | 270 | 181057 | V | | 294 | 250042 | Z | | 280 | 291251 | Z | | 93 |
| 174203 | Z | | 270 | 181059 | V | | 294 | 250120 | E | | 280 | 291270 | H | | 93 |
| 174205 | Z | | 270 | 181060 | V | | 294 | 250142 | Z | | 280 | 291271 | Z | | 93 |
| 174210 | Z | | 270 | 181065 | V | | 294 | 250143 | Z | | 280 | 291290 | H | | 93 |
| 174250 | Z | | 271 | 181070 | V | | 294 | 250220 | E | | 280 | 291400 | H | 10 | 90 |
| 174265 | Z | | 271 | 181075 | V | | 294 | 250242 | Z | | 280 | 291401 | Z | | 90 |
| 174270 | Z | | 271 | 181080 | V | | 294 | 250243 | Z | | 280 | 291410 | H | 10 | 90 |

List of articles

| Art.-No. | RG | VE | Page | Art.-No. | RG | VE | Page | Art.-No. | RG | VE | Page | Art.-No. | RG | VE | Page |
|----------|----|----|----------------|----------|----|----|------------------------|----------|----|----|--------------|----------|----|----|---|
| 291411 | Z | | 90 | 341496 | S | | 40 | 521070 | Z | | 30 | 560008 | Z | | 65 |
| 291420 | H | 8 | 92 | 341497 | S | | 40 | 521072 | S | | 30 | 560010 | E | | 63 |
| 291421 | Z | | 92 | 341498 | S | | 40 | 521080 | Z | | 30 | 560011 | Z | | 69 |
| 291430 | H | 8 | 90 | 341499 | S | | 40 | 521082 | S | | 30 | 560020 | E | | 65 |
| 291431 | Z | | 90 | 341614 | V | 10 | 33, 35, 37, 39, 76, 81 | 521100 | Z | | 30 | 560022 | E | | 66 |
| 292011 | Z | | 96 | 344100 | Z | | 33, 35, 37, 39, 55 | 521102 | S | | 30 | 560023 | E | | 60 |
| 292110 | H | | 96 | 344105 | Z | | 33, 35, 37, 39, 55 | 521110 | Z | | 30 | 560026 | E | | 65 |
| 292210 | H | | 96 | 344150 | Z | | 33, 35, 37, 39, 55 | 521112 | S | | 30 | 560027 | E | | 65 |
| 340100 | Z | | 37, 39 | 347000 | M | | 33, 35, 37, 39, 50 | 521120 | Z | | 30 | 560040 | E | | 61 |
| 340110 | Z | | 55 | 347001 | M | | 50 | 521122 | S | | 30 | 560052 | E | | 63 |
| 340200 | M | | 33 | 347005 | M | | 53 | 521130 | Z | | 30 | 560053 | E | | 69 |
| 340201 | M | | 33 | 347006 | M | | 51 | 521132 | S | | 30 | 561001 | V | | 70 |
| 340202 | M | | 33 | 347007 | Z | | 50 | 521140 | Z | | 30 | 561002 | V | | 70 |
| 340206 | M | | 33 | 347008 | M | | 51 | 521142 | S | | 30 | 561003 | V | | 70 |
| 340207 | M | | 33 | 347009 | M | | 51 | 521150 | Z | | 30 | 561004 | V | | 70 |
| 340208 | M | | 33 | 347010 | Z | | 51 | 521152 | S | | 30 | 561005 | V | | 70 |
| 340220 | M | | 35 | 347030 | Z | | 50 | 521160 | Z | | 30 | 561006 | V | | 70 |
| 340221 | M | | 35 | 347034 | Z | | 50 | 521162 | S | | 30 | 561007 | V | | 70 |
| 340222 | M | | 35 | 347035 | Z | | 50 | 521170 | Z | | 30 | 561008 | V | | 70 |
| 340226 | M | | 35 | 347040 | Z | | 50 | 521172 | S | | 30 | 561101 | V | | 71 |
| 340227 | M | | 35 | 347046 | Z | | 50 | 521180 | Z | | 30 | 561102 | V | | 71 |
| 340228 | M | | 35 | 347047 | Z | | 50 | 521182 | S | | 30 | 561103 | V | | 71 |
| 340230 | M | | 55 | 347053 | Z | | 50 | 521200 | Z | | 30 | 561104 | V | | 71 |
| 340231 | M | | 55 | 380303 | M | | 37 | 521202 | S | | 30 | 561105 | V | | 71 |
| 340232 | M | | 55 | 380304 | M | | 37 | 521210 | Z | | 30 | 561106 | V | | 71 |
| 341000 | Z | | 33, 35, 37, 39 | 380305 | M | | 37 | 521212 | S | | 30 | 561107 | V | | 71 |
| 341401 | S | | 40 | 380306 | M | | 37 | 521220 | Z | | 30 | 561108 | V | | 71 |
| 341402 | S | | 40 | 380307 | M | | 37 | 521222 | S | | 30 | 561109 | V | | 71 |
| 341403 | S | | 40 | 380308 | M | | 37 | 521230 | Z | | 30 | 561110 | V | | 71 |
| 341404 | S | | 40 | 380309 | M | | 37 | 521232 | S | | 30 | 561111 | V | | 71 |
| 341406 | S | | 40 | 380310 | M | | 37 | 521240 | Z | | 30 | 561112 | V | | 71 |
| 341407 | S | | 40 | 380311 | M | | 37 | 521242 | S | | 30 | 561113 | V | | 71 |
| 341408 | S | | 40 | 380312 | M | | 37 | 521250 | Z | | 30 | 561114 | V | | 71 |
| 341409 | S | | 40 | 380313 | M | | 37 | 521252 | S | | 30 | 561115 | V | | 71 |
| 341411 | S | | 40 | 380314 | M | | 37 | 521260 | Z | | 30 | 561116 | V | | 71 |
| 341412 | S | | 40 | 380426 | M | | 39 | 521262 | S | | 30 | 561117 | V | | 71 |
| 341413 | S | | 40 | 380427 | M | | 39 | 521270 | Z | | 30 | 561118 | V | | 71 |
| 341414 | S | | 40 | 380428 | M | | 39 | 521272 | S | | 30 | 561119 | V | | 71 |
| 341416 | S | | 40 | 380429 | M | | 39 | 521280 | Z | | 30 | 561120 | V | | 71 |
| 341417 | S | | 40 | 380430 | M | | 39 | 521282 | S | | 30 | 561121 | V | | 71 |
| 341418 | S | | 40 | 380431 | M | | 39 | 521300 | Z | | 30 | 561122 | V | | 71 |
| 341419 | S | | 40 | 380441 | M | | 39 | 521302 | S | | 30 | 561123 | V | | 71 |
| 341426 | S | | 40 | 380442 | M | | 39 | 521310 | Z | | 30 | 561124 | V | | 71 |
| 341427 | S | | 40 | 380443 | M | | 39 | 521312 | S | | 30 | 561125 | V | | 71 |
| 341428 | S | | 40 | 380444 | M | | 39 | 521320 | Z | | 30 | 561126 | V | | 71 |
| 341429 | S | | 40 | 380445 | M | | 39 | 521322 | S | | 30 | 563000 | Z | | 65-66, 69 |
| 341430 | S | | 40 | 380446 | M | | 39 | 521330 | Z | | 30 | 563008 | Z | | 65-66 |
| 341431 | S | | 40 | 380447 | M | | 39 | 521332 | S | | 30 | 563100 | Z | | 65-66 |
| 341432 | S | | 40 | 380448 | M | | 39 | 521340 | Z | | 30 | 563200 | Z | | 65-66 |
| 341433 | S | | 40 | 381000 | Z | | 37, 39 | 521342 | S | | 30 | 565051 | Z | | 73 |
| 341434 | S | | 40 | 381050 | Z | | 37 | 521350 | Z | | 30 | 566030 | Z | | 29, 63, 69, 137 |
| 341435 | S | | 40 | 381401 | S | | 40 | 521352 | S | | 30 | 566051 | Z | | 60-61, 65-66 |
| 341436 | S | | 40 | 381405 | S | | 40 | 522000 | Z | | 22-27, 29 | 570100 | Z | | 190, 195-196, 198-199, 202, 205, 208, 213-215, 218, 220-221 |
| 341437 | S | | 40 | 381410 | S | | 40 | 522025 | Z | | 23 | 570107 | Z | | 190, 194, 196-198, 201-202, 206, 213-215, 218-220 |
| 341438 | S | | 40 | 381415 | S | | 40 | 526050 | Z | | 22 | 570110 | Z | | 190-193, 195-206, 208-216, 218, 220-221 |
| 341439 | S | | 40 | 381430 | S | | 40 | 526052 | Z | | 23 | 570112 | Z | | 194, 196, 201, 213-214, 220 |
| 341440 | S | | 40 | 381431 | S | | 40 | 530000 | Z | | 25 | 570115 | Z | | 190, 194, 196-198, 200-202, 204, 206-208, 212-215, 218-220 |
| 341441 | S | | 40 | 381432 | S | | 40 | 530003 | Z | | 24 | 570117 | Z | | 194, 196, 201, 213-214, 220 |
| 341442 | S | | 40 | 381433 | S | | 40 | 530004 | Z | | 29, 53 | 570120 | Z | | 190-193, 195-206, 208-216, 218, 220-221 |
| 341443 | S | | 40 | 381622 | V | 5 | 37, 39, 76, 81 | 530013 | E | | 24 | 570125 | Z | | 190, 194, 196-198, 200-202, 204, 206-208, 212-215, 218-220 |
| 341444 | S | | 40 | 520003 | H | | 22 | 530014 | E | | 24 | 570130 | Z | | 190-193, 195-206, 208-215, 218, 220-221 |
| 341445 | S | | 40 | 520004 | H | | 22 | 530015 | E | | 29 | 570132 | Z | | 213-214, 218 |
| 341446 | S | | 40 | 520008 | H | | 22 | 530016 | E | | 29 | 570135 | Z | | 190, 194, 196-198, 200-202, 204, 206-208, 212-215, 218-220 |
| 341466 | S | | 40 | 520009 | H | | 22 | 530020 | E | | 25 | 570137 | Z | | 213-214, 218 |
| 341467 | S | | 40 | 520010 | H | | 22 | 530022 | E | | 25 | 570140 | Z | | 190-193, 195-206, 208-216, 218, 220-221 |
| 341468 | S | | 40 | 520013 | H | | 22 | 530023 | E | | 25 | 570145 | Z | | 190, 194, 196-198, 200-202, 204, 206-208, 212-215, 218-220 |
| 341469 | S | | 40 | 520014 | H | | 22 | 533000 | Z | | 24-25 | 570150 | Z | | 190-193, 195-206, 208-216, 218, 220-221 |
| 341470 | S | | 40 | 520015 | H | | 22 | 536000 | Z | | 24-25 | 570155 | Z | | 190, 194, 196-198, 200-202, 204, 206-208, 212-215, 218-220 |
| 341471 | S | | 40 | 520016 | H | | 22 | 540000 | Z | | 26 | 570160 | Z | | 191-192, 195, 198-200, 205, 214-215, 218, 220-221 |
| 341472 | S | | 40 | 520017 | H | | 22 | 540001 | Z | | 27 | 570165 | Z | | 190, 194, 196-198, 200-202, 204, 206-208, 212-215, 218-220 |
| 341473 | S | | 40 | 520025 | Z | | 23 | 540020 | E | | 26 | 570170 | Z | | 190-193, 195-206, 208-216, 218, 220-221 |
| 341474 | S | | 40 | 520026 | Z | | 23 | 540022 | E | | 26 | 570172 | Z | | 213-214, 218 |
| 341475 | S | | 40 | 520056 | Z | | 23 | 540023 | E | | 27 | 570175 | Z | | 190, 194, 196-198, 200-202, 204, 206-208, 212-215, 218-220 |
| 341476 | S | | 40 | 521000 | Z | | 30 | 540024 | E | | 27 | 570177 | Z | | 213-214, 218 |
| 341477 | S | | 40 | 521002 | S | | 30 | 540025 | E | | 27 | 570180 | Z | | 190-193, 195-206, 208-216, 218, 220-221 |
| 341478 | S | | 40 | 521010 | Z | | 30 | 541401 | Z | | 31 | 570185 | Z | | 190, 194, 196-198, 200-202, 204, 206-208, 212-215, 218-220 |
| 341479 | S | | 40 | 521012 | S | | 30 | 541404 | Z | | 31 | 570190 | Z | | 190-193, 195-206, 208-216, 218, 220-221 |
| 341480 | S | | 40 | 521020 | Z | | 30 | 541406 | Z | | 31 | 570195 | Z | | 190, 194, 196-198, 200-202, 204, 206-208, 212-215, 218-220 |
| 341481 | S | | 40 | 521022 | S | | 30 | 541410 | Z | | 31 | 570200 | Z | | 190-193, 195-206, 208-216, 218, 220-221 |
| 341482 | S | | 40 | 521026 | Z | | 23 | 541413 | Z | | 31 | 570205 | Z | | 190, 194, 196-198, 200-202, 204, 206-208, 212-215, 218-220 |
| 341483 | S | | 40 | 521030 | Z | | 30 | 541414 | Z | | 31 | 570210 | Z | | 190, 194, 196-198, 200-202, 204, 206-208, 212-215, 218-220 |
| 341484 | S | | 40 | 521032 | S | | 30 | 541415 | Z | | 31 | 570215 | Z | | 190-193, 195-206, 208-216, 218, 220-221 |
| 341485 | S | | 40 | 521036 | Z | | 23 | 541416 | Z | | 31 | 570220 | Z | | 190, 194, 196-198, 200-202, 204, 206-208, 212-215, 218-220 |
| 341486 | S | | 40 | 521040 | Z | | 30 | 543000 | Z | | 26 | 570225 | Z | | 190-193, 195-206, 208-216, 218, 220-221 |
| 341487 | S | | 40 | 521042 | S | | 30 | 543010 | Z | | 27, 29 | 570230 | Z | | 190, 194, 196-198, 200-202, 204, 206-208, 212-215, 218-220 |
| 341488 | S | | 40 | 521046 | Z | | 23 | 543100 | Z | | 24-26, 65-66 | 570235 | Z | | 190-193, 195-206, 208-216, 218, 220-221 |
| 341489 | S | | 40 | 521050 | Z | | 30 | 546000 | Z | | 26-27 | 570240 | Z | | 191-192, 195, 198-200, 205, 214-215, 218, 220-221 |
| 341490 | S | | 40 | 521052 | S | | 30 | 560000 | Z | | 65 | 570245 | Z | | 190, 194, 196-198, 200-202, 204, 206-208, 212-215, 218-220 |
| 341491 | S | | 40 | 521056 | Z | | 23 | 560001 | Z | | 65 | 570250 | Z | | 190, 194, 196-198, 200-202, 204, 206-208, 212-215, 218-220 |
| 341493 | S | | 40 | 521060 | Z | | 30 | 560002 | Z | | 66 | 570255 | Z | | 190, 194, 196-198, 200-202, 204, 206-208, 212-215, 218-220 |
| 341494 | S | | 40 | 521062 | S | | 30 | 560003 | Z | | 60 | 570260 | Z | | 190, 194, 196-198, 200-202, 204, 206-208, 212-215, 218-220 |
| 341 | | | | | | | | | | | | | | | |

List of articles

| Art.-No. | RG | VE | Page | Art.-No. | RG | VE | Page | Art.-No. | RG | VE | Page | Art.-No. | RG | VE | Page |
|----------|----|----|---|----------|----|----|-------------------|----------|----|----|--------|----------|----|----|-----------------------|
| 579014 | E | | 187 | 581440 | Z | | 139 | 751518 | S | | 44 | 771000 | Z | | 47 |
| 579100 | Z | | 195, 202, 208, 212-215, 220 | 581450 | Z | | 139 | 751519 | S | | 44 | 771110 | S | | 47 |
| 579101 | Z | | 190-193, 195-206, 208-215, 218-221 | 581460 | Z | | 139 | 751520 | S | | 44 | 771120 | S | | 47 |
| 579104 | Z | | 196 | 581470 | Z | | 139 | 751521 | S | | 44 | 771130 | S | | 47 |
| 579105 | Z | | 196 | 581480 | Z | | 139 | 751522 | S | | 44 | 771136 | S | | 47 |
| 579106 | Z | | 196 | 581490 | Z | | 139 | 751523 | S | | 44 | 771140 | S | | 47 |
| 579107 | Z | | 197-199, 213-214 | 581500 | Z | | 139 | 751524 | S | | 44 | 771160 | S | | 47 |
| 579108 | Z | | 195, 202, 205, 208, 213-215, 219-220 | 581510 | Z | | 139 | 751525 | S | | 44 | 771170 | S | | 47 |
| 579109 | Z | | 208, 215, 220 | 581520 | Z | | 139 | 751526 | S | | 44 | 771180 | S | | 47 |
| 579110 | Z | | 190-193, 195-206, 208-212, 214, 218-221 | 581530 | Z | | 139 | 751527 | S | | 44 | 771186 | S | | 47 |
| 579111 | Z | | 190-193, 195-206, 208-212, 214, 218-221 | 581540 | Z | | 139 | 751528 | S | | 44 | 771190 | S | | 47 |
| 579120 | Z | | 178, 222 | 582036 | Z | | 133, 135, 137-138 | 751544 | S | | 44 | 771210 | S | | 47 |
| 579123 | Z | | 187, 222 | 582110 | Z | | 135 | 751545 | S | | 44, 47 | 771220 | S | | 47 |
| 579240 | Z | | 178 | 582120 | Z | | 135 | 751546 | S | | 44, 47 | 771230 | S | | 47 |
| 579601 | Z | | 178, 187 | 586000 | Z | | 133 | 751547 | S | | 44, 47 | 771240 | S | | 47 |
| 579603 | Z | | 222 | 586012 | Z | | 135 | 751548 | S | | 44 | 771246 | S | | 47 |
| 580000 | Z | | 133, 138 | 586100 | Z | | 133, 137 | 751549 | S | | 44 | 771260 | S | | 47 |
| 580004 | Z | | 137 | 586150 | Z | | 133, 137 | 751550 | S | | 44, 47 | 771270 | S | | 47 |
| 580010 | E | | 133 | 590000 | Z | | 131 | 751551 | S | | 44, 47 | 771280 | S | | 47 |
| 580014 | E | | 137 | 590020 | E | | 131 | 751552 | S | | 44, 47 | 773060 | Z | | 47 |
| 580020 | E | | 133 | 590021 | E | | 131 | 751557 | S | | 44 | 844010 | E | | 82 |
| 580021 | E | | 133 | 590022 | E | | 131 | 751558 | S | | 44 | 844011 | E | | 83 |
| 580022 | E | | 133 | 590051 | Z | | 131 | 751559 | S | | 44 | 844045 | Z | | 82-83 |
| 580023 | E | | 133 | 590052 | Z | | 131 | 751560 | S | | 44 | 844050 | Z | | 82-83 |
| 580024 | E | | 133 | 590053 | Z | | 131 | 751561 | S | | 44 | 844051 | Z | | 82-83 |
| 580025 | E | | 133 | 590054 | Z | | 131 | 751562 | S | | 44 | 844510 | Z | | 83 |
| 580026 | E | | 133 | 590055 | Z | | 131 | 751563 | S | | 44 | 845001 | M | | 85 |
| 580027 | E | | 133 | 590056 | Z | | 131 | 751564 | S | | 44 | 845002 | M | | 87 |
| 580028 | E | | 133 | 590057 | Z | | 131 | 751565 | S | | 44 | 845003 | M | | 85 |
| 580029 | E | | 133 | 590058 | Z | | 131 | 751566 | S | | 44 | 845004 | M | | 89 |
| 580030 | E | | 133 | 590059 | Z | | 131 | 751567 | S | | 44 | 845050 | Z | | 85, 87, 89 |
| 580031 | E | | 133 | 590060 | Z | | 131 | 751568 | S | | 44 | 845051 | Z | | 85, 87, 89 |
| 580033 | E | | 133 | 590061 | Z | | 131 | 751569 | S | | 44 | 845052 | Z | | 85, 87, 89 |
| 580034 | E | | 133 | 590062 | Z | | 131 | 751570 | S | | 44 | 845053 | Z | | 85, 87, 89 |
| 580035 | E | | 133 | 590111 | Z | | 131 | 751571 | S | | 44 | 845054 | Z | | 85 |
| 580036 | E | | 133 | 590150 | Z | | 131 | 753240 | Z | | 43 | 845055 | Z | | 85, 87, 89 |
| 580037 | E | | 133 | 590153 | Z | | 131 | 759250 | S | | 44 | 845057 | Z | | 89 |
| 580038 | E | | 133 | 590160 | Z | | 131, 135 | 759251 | S | | 44 | 845060 | Z | | 89 |
| 580039 | E | | 133 | 731200 | Z | | 31 | 759252 | S | | 44 | 845110 | Z | | 85, 87 |
| 580040 | E | | 133 | 731205 | Z | | 31 | 759253 | S | | 44 | 845118 | Z | | 85, 87 |
| 580041 | E | | 137 | 731210 | Z | | 31 | 759254 | S | | 44 | 845131 | Z | | 85 |
| 580042 | E | | 137 | 731220 | Z | | 31 | 759255 | S | | 44 | 845218 | Z | | 85, 87 |
| 580043 | E | | 137 | 731230 | Z | | 31 | 759256 | S | | 44 | 845220 | Z | | 85, 87, 89 |
| 580044 | E | | 137 | 731240 | Z | | 31 | 759257 | S | | 44 | 845230 | Z | | 89 |
| 580045 | E | | 137 | 731250 | Z | | 31 | 759258 | S | | 44 | 845530 | Z | | 85, 87 |
| 580046 | E | | 137 | 731301 | Z | | 31 | 759259 | S | | 44 | 849006 | M | | 72 |
| 580047 | E | | 137 | 731302 | Z | | 31 | 759260 | S | | 44 | 849007 | M | | 73 |
| 580048 | E | | 137 | 731303 | Z | | 31 | 759261 | S | | 44 | 849310 | Z | | 51, 53, 72-73, 85, 87 |
| 580049 | E | | 137 | 731304 | Z | | 31 | 759262 | S | | 44 | 849315 | Z | | 51, 53, 72-73, 85, 87 |
| 580050 | E | | 137 | 731305 | Z | | 31 | 759263 | S | | 44 | 849700 | Z | | 73 |
| 580051 | E | | 137 | 731306 | Z | | 31 | 759264 | S | | 44 | 849703 | Z | | 72-73 |
| 580052 | E | | 137 | 731307 | Z | | 31 | 759265 | S | | 44 | 849706 | Z | | 72-73 |
| 580053 | E | | 137 | 731308 | Z | | 31 | 759270 | S | | 44 | | | | |
| 580054 | E | | 137 | 731309 | Z | | 31 | 759271 | S | | 44 | | | | |
| 580055 | E | | 137 | 731310 | Z | | 31 | 759272 | S | | 44 | | | | |
| 580056 | E | | 137 | 731311 | Z | | 31 | 759273 | S | | 44 | | | | |
| 580057 | E | | 137 | 731312 | Z | | 31 | 759274 | S | | 44 | | | | |
| 580058 | E | | 137 | 731320 | Z | | 31 | 759275 | S | | 44 | | | | |
| 580059 | E | | 137 | 731321 | Z | | 31 | 759276 | S | | 44 | | | | |
| 580060 | E | | 137 | 731322 | Z | | 31 | 759277 | S | | 44 | | | | |
| 580061 | E | | 137 | 731323 | Z | | 31 | 759278 | S | | 44 | | | | |
| 580062 | E | | 137 | 731324 | Z | | 31 | 759279 | S | | 44 | | | | |
| 580063 | E | | 137 | 731325 | Z | | 31 | 759280 | S | | 44 | | | | |
| 580064 | E | | 137 | 731326 | Z | | 31 | 759281 | S | | 44 | | | | |
| 580065 | E | | 137 | 731700 | Z | | 24-27, 29, 97 | 759282 | S | | 44 | | | | |
| 580066 | E | | 137 | 750003 | U | | 43 | 759330 | S | | 44 | | | | |
| 580067 | E | | 137 | 750004 | U | | 43 | 759360 | S | | 44 | | | | |
| 580068 | E | | 137 | 751000 | Z | | 43 | 759361 | S | | 44 | | | | |
| 580069 | E | | 137 | 751040 | Z | | 43, 47 | 759362 | S | | 44 | | | | |
| 580100 | Z | | 135 | 751050 | Z | | 43, 47 | 759363 | S | | 44 | | | | |
| 580110 | E | | 135 | 751060 | Z | | 43, 47 | 759364 | S | | 44 | | | | |
| 581070 | Z | | 139 | 751070 | Z | | 43, 47 | 759365 | S | | 44 | | | | |
| 581080 | Z | | 139 | 751080 | Z | | 43 | 759366 | S | | 44 | | | | |
| 581110 | Z | | 139 | 751090 | Z | | 43 | 759367 | S | | 44 | | | | |
| 581130 | Z | | 139 | 751096 | Z | | 43 | 759368 | S | | 44 | | | | |
| 581150 | Z | | 139 | 751097 | Z | | 43 | 759370 | S | | 44 | | | | |
| 581180 | Z | | 139 | 751098 | Z | | 43 | 759371 | S | | 44 | | | | |
| 581200 | Z | | 139 | 751100 | Z | | 43 | 759372 | S | | 44 | | | | |
| 581210 | Z | | 139 | 751102 | Z | | 43 | 759373 | S | | 44 | | | | |
| 581220 | Z | | 139 | 751501 | S | | 44 | 759374 | S | | 44 | | | | |
| 581230 | Z | | 139 | 751502 | S | | 44, 47 | 759375 | S | | 44 | | | | |
| 581240 | Z | | 139 | 751503 | S | | 44, 47 | 759376 | S | | 44 | | | | |
| 581260 | Z | | 139 | 751504 | S | | 44 | 759377 | S | | 44 | | | | |
| 581270 | Z | | 139 | 751505 | S | | 44 | 759378 | S | | 44 | | | | |
| 581280 | Z | | 139 | 751506 | S | | 44, 47 | 759379 | S | | 44 | | | | |
| 581310 | Z | | 139 | 751507 | S | | 44, 47 | 759380 | S | | 44 | | | | |
| 581320 | Z | | 139 | 751508 | S | | 44 | 759381 | S | | 44 | | | | |
| 581330 | Z | | 139 | 751509 | S | | 44 | 759382 | S | | 44 | | | | |
| 581350 | Z | | 139 | 751510 | S | | 44 | 759383 | S | | 44 | | | | |
| 581370 | Z | | 139 | 751511 | S | | 44 | 759384 | S | | 44 | | | | |
| 581380 | Z | | 139 | 751516 | S | | 44 | 770003 | U | | 47 | | | | |
| 581390 | Z | | 139 | 751517 | S | | 44 | 770004 | U | | 47 | | | | |

REMS

www.rems.de

Head Office



Germany: REMS GmbH & Co KG
Postfach 1631 · 71306 Waiblingen · Germany
Stuttgarter Straße 83 · 71332 Waiblingen · Germany
Tel +49 7151 17 07-0 · Fax +49 7151 17 07-110
info@rems.de

Branch Offices



Denmark: REMS Scandinavia A/S
Snedkervej 1 · 4600 Køge · Denmark
Tel +45 56 63 14 00 · Fax +45 56 63 11 78
DNK@rems.de



France: REMS SARL
2, Rue du Stade · 67250 Hoffen · France
Tel +33 388 80 44 53 · Fax +33 388 80 99 43
FRA@rems.de



Great Britain: REMS (U.K.) LIMITED
Unit 5 · Ash Industrial Estate
Flex Meadow · Harlow · Essex CM19 5TJ · U.K.
Tel +44 1279 413698 · Fax +44 1279 413704
GBR@rems.de



Italy: REMS S.R.L.
Via Sirtori, 13/D · 20017 Passirana di Rho (Milano) · Italy
Tel +39 02 9 30 21 11 · Fax +39 02 9 31 02 45
ITA@rems.de



Poland: REMS POLSKA Sp. z o.o.
Dąbrowa · Ulica Piaskowa 19 · 62-070 Dopiewo · Poland
Tel +48 61 654 09 00 · Fax +48 61 654 09 05
POL@rems.de



Spain: REMS ESPAÑA, S.A.U.
Pol. Ind. San José de Valderas
Calle Herramientas, 28 · 28918 Leganés (Madrid) · Spain
Tel +34 916 444 833 · Fax +34 916 430 155
ESP@rems.de



Czech Republic: REMS Česká republika s.r.o.
Nádražní 271 · 253 01 Hostivice · Czech Republic
Tel +420 2 20 98 28 80 · Fax +420 2 20 98 28 83
CZE@rems.de

Sale through specialist dealers.

